

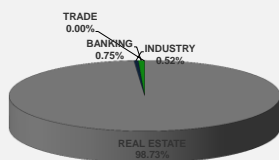
LISTED COMPANIES	LISTED SHARES	MARKET CAP.	TOTAL ORDINARY SHARES	PREFERRED SHARES	PREFERRED SHARES ISSUE PRICE	TOTAL MARKET CAP.	CUR.	TRADED VOLUME	TRADED VALUE	CLOSING PRICE	OPEN PRICE	HIGH PRICE	LOW PRICE	PREVIOUS PRICE
	(MM)	(MM \$)	(MM)	(MM)	USD	(MM \$)								
SOLIDERE A	100.00	801.00	100.00			801.00	USD	189,254	1,501,538	8.01	7.94	8.01	7.90	8.00
SOLIDERE B	65.00	507.65	65.00			507.65	USD	1,740	13,591	7.81	7.76	7.92	7.76	7.99
BQ.LIB. POUR LE COMMERCE	71.03	66.06	152.70			142.01	USD	-	-	0.93	-	-	-	0.93
BQ.LIB. POUR LE COMMERCE PEF. "B"	0.55	55.00		0.55		55.00	USD	-	-	100.00	-	-	-	100.00
BQ.LIB. POUR LE COMMERCE PEF. "C"	0.35	35.00		0.35		35.00	USD	-	-	100.00	-	-	-	100.00
BQ.LIB. POUR LE COMMERCE PEF. "D"	0.75	75.75		0.75		75.75	USD	-	-	101.00	-	-	-	101.00
BANQUE AUDI	399.75	2394.50	399.75			2394.50	USD	-	-	5.99	-	-	-	5.99
BANQUE AUDI GDR	119.92	713.55				713.55	USD	-	-	5.95	-	-	-	5.95
BANQUE AUDI PREFERRED "G"	1.50	150.45		1.50	100.00	150.45	USD	-	-	100.30	-	-	-	100.30
BANQUE AUDI PREFERRED "H"	0.75	75.00		0.75	100.00	75.00	USD	-	-	100.00	-	-	-	100.00
BANQUE AUDI PREFERRED "I"	2.50	250.00		2.50	100.00	250.00	USD	-	-	100.00	-	-	-	100.00
BANQUE AUDI PREFERRED "J"	2.75	275.00		2.75	100.00	275.00	USD	-	-	100.00	-	-	-	100.00
BANK OF BEIRUT	17.75	333.63	50.47			948.79	USD	-	-	18.80	-	-	-	18.80
BANK OF BEIRUT PRIORITY	4.76	100.00				100.00	USD	-	-	21.00	-	-	-	21.00
BANK OF BEIRUT PREFERRED SHARES "H"	5.40	139.86		5.40	25.00	139.86	USD	1,200	31,080	25.90	25.90	25.90	25.90	25.90
BANK OF BEIRUT PREFERRED SHARES "I"	5.00	129.25		5.00	25.00	129.25	USD	-	-	25.85	-	-	-	25.85
BANK OF BEIRUT PREFERRED SHARES "J"	3.00	77.55		3.00	25.00	77.55	USD	-	-	25.85	-	-	-	25.85
BANK OF BEIRUT PREFERRED SHARES "K"	4.00	103.00		4.00	25.00	103.00	USD	-	-	25.75	-	-	-	25.75
BYBLOS BANK	565.52	899.17	565.52			899.17	USD	-	-	1.59	-	-	-	1.59
BYBLOS BANK GDR	1.31	101.72				101.72	USD	-	-	77.70	-	-	-	77.70
BYBLOS BANK PREFERRED SHARES 2008	2.00	209.80		2.00	100.00	209.80	USD	-	-	104.90	-	-	-	104.90
BYBLOS BANK PREFERRED SHARES 2009	2.00	206.40		2.00	96.00	206.40	USD	50	5,160	103.20	103.20	103.20	103.20	104.90
BQ.EUROPEENNE PR.M.O	51.40	66.82	62.00			80.60	USD	-	-	1.30	-	-	-	1.30
BQ.EUROPEENNE PR.M.O PREFERRED 20	0.35	36.16		0.35	100.00	36.16	USD	-	-	103.30	-	-	-	103.30
BLOM BANK GDR	73.90	949.56				949.56	USD	200	2,570	12.85	12.85	12.85	12.85	12.82
BLOM BANK	215.00	2580.00	215.00			2580.00	USD	-	-	12.00	-	-	-	12.00
RASAMNY-YOUNIS MOTORS CO	10.92	35.49	27.30			88.73	USD	-	-	3.25	-	-	-	3.25
HOLCIM Lban	19.52	302.30	19.52			302.30	USD	1,000	15,490	15.49	15.49	15.49	15.49	15.35
STE DES CIMENTS BLANCS N	9.00	20.43	3.00			6.81	USD	-	-	2.27	-	-	-	2.27

TOTAL EXECUTED	1,755.67	11,690.10	1,660.25			12,434.60		193,444	\$1,569,429
Official USD Closing	1507.5								

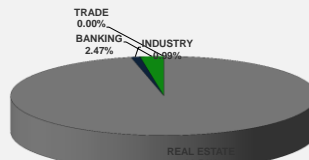
LEBANESE GLOBAL DEPOSITARY RECEIPTS	SHARES MM	BID \$	ASK \$	MID PRICE \$
BLOM BANK	73.90	12.80	13.00	12.90
BYBLOS BANK	1.31	76.00	0.00	0.00
AUDI BANK	116.24	5.85	5.90	5.88

STOCK INDEX	VALUE	PREVIOUS VALUE	% OF CHANGE
MARKET VALUE WEIGHTED INDEX	95.80	96.47	-0.69%
NUMBER OF TRANSACTIONS	20		

BEIRUT STOCK EXCHANGE DAILY TRADING VOLUME



BEIRUT STOCK EXCHANGE DAILY TRADING VALUE \$



Disclaimer: The Capital Markets Authority (CMA) publishes reports for general information purposes only. However, under no circumstances the CMA will accept any responsibility or liability in connection with the use of the information provided in these reports or on this website.

MATURITY	CURRENCY	ISSUED AMOUNT (MM)	OUTSTANDING AMOUNT (MM)	COUPON	ISSUE P.	BIDS	ASK\$	MID. P	YIELD	SPREAD	DURATION	CONVEXITY
Lebanon / 07-03-2018	USD	700.00	35.00	5.000	100.000	99.888	99.901	99.888	5.725	4.578	0.135	0.037
Lebanon / 27-05-2018	USD	200.00	10.00	5.000	100.000	99.881	99.916	99.881	5.301	3.886	0.352	0.247
Lebanon / 12-06-2018	USD	700.00	700.00	5.150	100.000	100.125	102.125	100.125	4.807	3.233	0.396	0.310
Lebanon / 12-11-2018	USD	1,025.00	1,025.00	5.150	100.000	100.050	100.600	100.050	5.077	3.297	0.786	1.007
Lebanon / 28-11-2018	EUR	445.00	445.00	5.350	100.000	101.500	102.500	101.500	3.527	4.166	0.839	1.408
Lebanon / 23-04-2019	USD	500.00	500.00	6.750	100.000	100.250	101.250	100.250	5.286	3.483	1.195	2.040
Lebanon / 20-05-2019	USD	650.00	650.00	6.000	100.000	100.850	101.500	100.850	5.327	3.547	1.264	2.250
Lebanon / 28-11-2019	USD	1,500.00	1,500.00	5.450	100.000	100.050	100.750	100.050	5.417	3.417	1.738	3.948
Lebanon / 09-03-2020	USD	1,200.00	1,200.00	6.375	100.000	101.760	102.440	101.760	5.488	3.492	1.942	4.910
Lebanon / 14-04-2020	USD	700.00	700.00	5.800	100.000	99.950	100.800	99.950	5.819	3.821	2.045	5.354
Lebanon / 19-06-2020	USD	600.00	600.00	6.150	100.000	100.375	101.375	100.375	5.979	3.978	2.212	6.150
Lebanon / 12-04-2021	USD	2,092.47	2,092.47	8.250	100.000	106.750	107.500	106.750	5.920	3.812	2.780	9.720
Lebanon / 27-05-2022	USD	500.00	500.00	6.250	100.000	100.250	101.250	100.250	6.181	3.844	3.739	16.930
Lebanon / 04-10-2022	USD	1,540.00	1,540.00	6.100	100.000	99.900	100.440	99.900	6.123	3.790	4.000	19.367
Lebanon / 27-01-2023	USD	1,100.00	1,100.00	6.000	100.000	98.650	99.800	98.650	6.317	3.980	4.158	21.290
Lebanon / 26-05-2023	USD	500.00	500.00	6.400	100.000	99.000	100.000	99.000	6.622	4.286	4.432	23.840
Lebanon / 22-04-2024	USD	700.00	700.00	6.650	100.000	100.550	101.880	100.550	6.539	4.076	4.991	30.650
Lebanon / 04-11-2024	USD	500.00	538.47	6.250	100.000	97.500	98.600	97.500	6.712	4.248	5.377	35.488
Lebanon / 03-12-2024	USD	250.00	250.00	7.000	100.000	101.250	102.250	101.250	6.768	4.306	5.361	35.493
Lebanon / 26-02-2025	USD	800.00	800.00	6.200	100.000	96.400	97.450	96.400	6.847	4.382	5.503	37.716
Lebanon / 12-06-2025	USD	800.00	800.00	6.250	100.000	96.125	98.125	96.125	6.927	4.452	5.781	41.000
Lebanon / 27-11-2026	USD	1,600.00	1,600.00	6.600	100.000	97.950	98.850	97.950	6.912	4.377	6.543	53.818
Lebanon / 23-03-2027	USD	1,250.00	1,250.00	6.850	100.000	98.940	100.240	98.940	7.006	4.466	6.584	55.611
Lebanon / 29-11-2027	USD	1,000.00	1,000.00	6.750	100.000	98.350	99.570	98.350	6.983	4.447	7.036	63.180
Lebanon / 03-11-2028	USD	500.00	893.20	6.650	100.000	96.510	97.740	96.510	7.117	4.581	7.452	72.066
Lebanon / 25-05-2029	USD	1,000.00	1,000.00	6.850	100.000	96.500	97.500	96.500	7.307	4.776	7.660	76.840
Lebanon / 26-02-2030	USD	1,400.00	1,400.00	6.650	100.000	94.750	95.800	94.750	7.310	4.774	7.892	83.622
Lebanon / 22-04-2031	USD	300.00	300.00	7.000	100.000	96.300	97.700	96.300	7.442	4.909	8.323	94.210
Lebanon / 23-03-2032	USD	1,000.00	1,000.00	7.000	100.000	96.250	97.300	96.250	7.431	4.899	8.604	102.612
Lebanon / 02-11-2035	USD	600.00	600.00	7.050	100.000	95.950	97.350	95.950	7.463	4.929	9.764	137.925
Lebanon / 23-03-2037	USD	750.00	750.00	7.250	100.000	96.950	97.250	96.950	7.552	5.020	9.905	146.672
TOTAL PUBLIC SECTOR EUROBONDS		26,501.482	26,078.15									

EURO CDS

Not Available

LEBANESE PRIVATE SECTOR EUROBONDS

MATURITY	SIZE MM	TYPE	COUPON	Issue P.	BID \$	Ask \$	MID. P	YIELD	SPREAD	DURATION	CONVEXITY
BANK BYBLOS S.A./21-06-2021	USD 300	Note	7	100	100.46	100.76	100.46	6.85	4.73	3.00	11.02

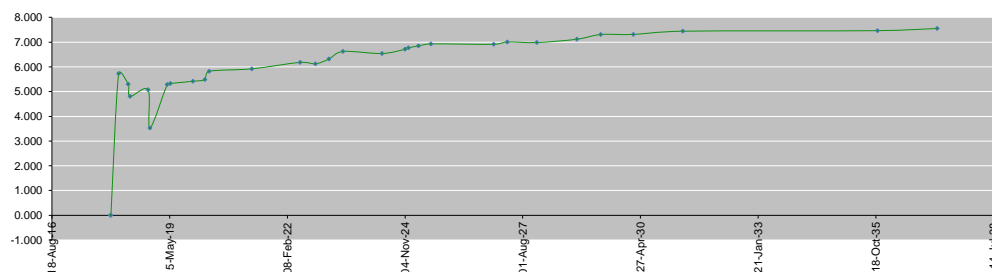
World Yields in Native Terms

	O/N	3 Months	6 Months	9 Months	1 Year	2 Years	3 Years	5 Years	7 Years	10 Years	30 Years
EUR	-	-0.71	-0.71	-0.63	-0.64	-0.58	-0.44	-0.13	0.12	0.56	1.30
U.S.A	-	1.45	1.60	--	1.78	2.01	2.12	2.34	2.46	2.53	2.83
U.K	-	0.40	0.44	--	0.49	0.59	0.63	0.84	1.04	1.31	1.83
Japan	-	-0.11	-0.11	-0.11	-0.13	-0.14	-0.09	-0.09	-0.01	0.08	0.84

Libor	USD	EUR	JPY	GBP
1 Months	1.56	-0.41	-0.04	0.50
2 Months	1.63	-0.39	-0.04	0.51
3 Months	1.73	-0.38	-0.03	0.52
6 Months	1.90	-0.33	0.02	0.58
1 Year	2.19	-0.25	0.11	0.78

Spot Rates	Bid	Ask
Lebanese Pound	1511.00	1521.00
Euro	1.22	1.2228
British Sterling Pound	1.38	1.3759
Japanese Yen	110.71	110.7400
Gold	1334.31	1335.08

Lebanese Republic USD Eurobonds Yield Curve



Disclaimer: The Capital Markets Authority (CMA) publishes reports for general information purposes only. However, under no circumstances the CMA will accept any responsibility or liability in connection with the use of the information provided in these reports or on this website.

Contact us by email: research@cma.gov.lb