

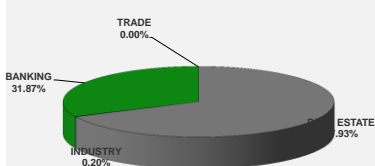
LISTED COMPANIES	LISTED SHARES	MARKET CAP.	TOTAL ORDINARY SHARES	PREFERRED SHARES	PREFERRED SHARES ISSUE PRICE	TOTAL MARKET CAP.	CUR.	TRADED VOLUME	TRADED VALUE	CLOSING PRICE	OPEN PRICE	HIGH PRICE	LOW PRICE	PREVIOUS PRICE
	(MM)	(MM \$)	(MM)	(MM)	USD	(MM \$)			USD					
SOLIDERE A	100.00	806.00	100.00			806.00	USD	55,908	450,694	8.06	8.00	8.17	7.98	8.09
SOLIDERE B	65.00	522.60	65.00			522.60	USD	11,687	93,772	8.04	8.00	8.05	8.00	8.18
BQ.LIB. POUR LE COMMERCE	71.03	66.06	152.70			142.01	USD	-	-	0.93	-	-	-	0.93
BQ.LIB. POUR LE COMMERCE PEF. "B"	0.55	55.00		0.55		55.00	USD	-	-	100.00	-	-	-	100.00
BQ.LIB. POUR LE COMMERCE PEF. "C"	0.35	35.00		0.35		35.00	USD	-	-	100.00	-	-	-	100.00
BQ.LIB. POUR LE COMMERCE PEF. "D"	0.75	75.75		0.75		75.75	USD	-	-	101.00	-	-	-	101.00
BANQUE AUDI	399.75	2394.50	399.75			2394.50	USD	1,000	5,985	5.99	5.98	5.99	5.98	5.80
BANQUE AUDI GDR	119.92	713.55				713.55	USD	-	-	5.95	-	-	-	5.95
BANQUE AUDI PREFERRED "G"	1.50	150.45		1.50	100.00	150.45	USD	-	-	100.30	-	-	-	100.30
BANQUE AUDI PREFERRED "H"	0.75	75.00		0.75	100.00	75.00	USD	-	-	100.00	-	-	-	100.00
BANQUE AUDI PREFERRED "I"	2.50	250.00		2.50	100.00	250.00	USD	-	-	100.00	-	-	-	100.00
BANQUE AUDI PREFERRED "J"	2.75	274.86		2.75	100.00	274.86	USD	200	19,990	99.95	99.95	99.95	99.95	100.00
BANK OF BEIRUT	17.75	333.63	50.47			948.79	USD	-	-	18.80	-	-	-	18.80
BANK OF BEIRUT PRIORITY	4.76	100.00				100.00	USD	-	-	21.00	-	-	-	21.00
BANK OF BEIRUT PREFERRED SHARES "H"	5.40	139.86		5.40	25.00	139.86	USD	-	-	25.90	-	-	-	25.90
BANK OF BEIRUT PREFERRED SHARES "I"	5.00	129.25		5.00	25.00	129.25	USD	-	-	25.85	-	-	-	25.85
BANK OF BEIRUT PREFERRED SHARES "J"	3.00	77.55		3.00	25.00	77.55	USD	-	-	25.85	-	-	-	25.85
BANK OF BEIRUT PREFERRED SHARES "K"	4.00	103.00		4.00	25.00	103.00	USD	-	-	25.75	-	-	-	25.75
BYBLOS BANK	565.52	916.13	565.52			916.13	USD	16,308	26,419	1.62	1.62	1.62	1.62	1.62
BYBLOS BANK GDR	1.31	104.60				104.60	USD	200	15,980	79.90	79.90	79.90	79.90	77.70
BYBLOS BANK PREFERRED SHARES 2008	2.00	204.20		2.00	100.00	204.20	USD	2,000	204,200	102.10	102.10	102.10	102.10	102.10
BYBLOS BANK PREFERRED SHARES 2009	2.00	205.40		2.00	96.00	205.40	USD	1,000	102,700	102.70	102.70	102.70	102.70	103.90
BQ.EUROPEENNE PR.M.O	51.40	66.82	62.00			80.60	USD	-	-	1.30	-	-	-	1.30
BQ.EUROPEENNE PR.M.O PREFERRED 20	0.35	36.16		0.35	100.00	36.16	USD	-	-	103.30	-	-	-	103.30
BLOM BANK GDR	73.90	949.56				949.56	USD	-	-	12.85	-	-	-	12.85
BLOM BANK	215.00	2663.85	215.00			2663.85	USD	11,000	136,250	12.39	12.10	12.40	12.10	12.10
RASAMNY-YOUNIS MOTORS CO	10.92	35.49	27.30			88.73	USD	-	-	3.25	-	-	-	3.25
HOLCIM Lban	19.52	302.11	19.52			302.11	USD	200	3,096	15.48	15.48	15.48	15.48	15.48
STE DES CIMENTS BLANCS N	9.00	20.43	3.00			6.81	USD	-	-	2.27	-	-	-	2.27

TOTAL EXECUTED	1,755.67	11,806.81	1,660.25	12,551.31	99,503	\$1,059,086
Official USD Closing	1507.5					

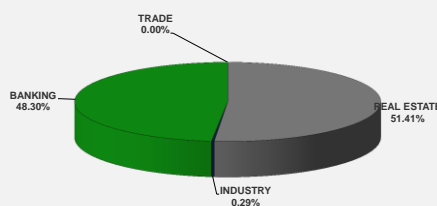
LEBANESE GLOBAL DEPOSITARY RECEIPTS	SHARES MM	BID \$	ASK \$	MID PRICE \$
BLOM BANK	73.90	12.50	12.80	12.65
BYBLOS BANK	1.31	76.00	0.00	0.00
AUDI BANK	116.24	5.85	5.90	5.88

STOCK INDEX	VALUE	PREVIOUS VALUE	% OF CHANGE
MARKET VALUE WEIGHTED INDEX	97.04	96.93	0.12%
NUMBER OF TRANSACTIONS	34		

BEIRUT STOCK EXCHANGE DAILY TRADING VOLUME



BEIRUT STOCK EXCHANGE DAILY TRADING VALUE \$



Disclaimer: The Capital Markets Authority (CMA) publishes reports for general information purposes only. However, under no circumstances the CMA will accept any responsibility or liability in connection with the use of the information provided in these reports or on this website.

MATURITY	CURRENCY	ISSUED AMOUNT (MM)	OUTSTANDING AMOUNT (MM)	COUPON	ISSUE P.	BIDS	ASK\$	MID. P	YIELD	SPREAD	DURATION	CONVEXITY
Lebanon / 07-03-2018	USD	700.00	35.00	5.000	100.000	99.906	99.918	99.906	5.684	4.589	0.119	0.028
Lebanon / 27-05-2018	USD	200.00	10.00	5.000	100.000	99.897	99.930	99.897	5.265	3.865	0.336	0.225
Lebanon / 12-06-2018	USD	700.00	700.00	5.150	100.000	100.000	102.000	100.000	5.119	3.519	0.380	0.290
Lebanon / 12-11-2018	USD	1,025.00	1,025.00	5.150	100.000	100.060	101.510	100.060	5.063	3.285	0.772	0.979
Lebanon / 28-11-2018	EUR	445.00	445.00	5.350	100.000	100.500	102.500	100.500	4.695	5.320	0.820	1.344
Lebanon / 23-04-2019	USD	500.00	500.00	6.750	100.000	100.000	102.000	100.000	5.492	3.726	1.180	2.000
Lebanon / 20-05-2019	USD	650.00	650.00	6.000	100.000	100.850	101.640	100.850	5.319	3.538	1.248	2.200
Lebanon / 28-11-2019	USD	1,500.00	1,500.00	5.450	100.000	99.950	100.425	99.950	5.474	3.403	1.720	3.879
Lebanon / 09-03-2020	USD	1,200.00	1,200.00	6.375	100.000	101.360	102.440	101.360	5.682	3.619	1.925	4.834
Lebanon / 14-04-2020	USD	700.00	700.00	5.800	100.000	100.100	100.850	100.100	5.747	3.684	2.029	5.283
Lebanon / 19-06-2020	USD	600.00	600.00	6.150	100.000	100.500	101.500	100.500	5.921	3.852	2.197	6.080
Lebanon / 12-04-2021	USD	2,092.47	2,092.47	8.250	100.000	106.750	107.600	106.750	5.910	3.702	2.764	9.630
Lebanon / 27-05-2022	USD	500.00	500.00	6.250	100.000	100.125	101.125	100.125	6.214	3.771	3.722	16.800
Lebanon / 04-10-2022	USD	1,540.00	1,540.00	6.100	100.000	99.650	100.900	99.650	6.186	3.741	3.984	19.237
Lebanon / 27-01-2023	USD	1,100.00	1,100.00	6.000	100.000	98.650	99.900	98.650	6.319	3.871	4.142	21.150
Lebanon / 26-05-2023	USD	500.00	500.00	6.400	100.000	99.625	100.625	99.625	6.482	4.037	4.421	23.740
Lebanon / 22-04-2024	USD	700.00	700.00	6.650	100.000	100.450	101.260	100.450	6.558	3.983	4.971	30.450
Lebanon / 04-11-2024	USD	500.00	538.47	6.250	100.000	97.650	98.640	97.650	6.685	4.107	5.362	35.319
Lebanon / 03-12-2024	USD	250.00	250.00	7.000	100.000	101.050	102.050	101.050	6.804	4.224	5.343	35.288
Lebanon / 26-02-2025	USD	800.00	800.00	6.200	100.000	96.260	97.190	96.260	6.874	4.294	5.484	37.502
Lebanon / 12-06-2025	USD	800.00	800.00	6.250	100.000	96.250	98.250	96.250	6.905	4.327	5.766	40.830
Lebanon / 27-11-2026	USD	1,600.00	1,600.00	6.600	100.000	98.000	98.550	98.000	6.904	4.256	6.525	53.573
Lebanon / 23-03-2027	USD	1,250.00	1,250.00	6.850	100.000	98.920	100.110	98.920	7.010	4.364	6.566	55.374
Lebanon / 29-11-2027	USD	1,000.00	1,000.00	6.750	100.000	97.800	99.080	97.800	7.062	4.412	7.009	62.810
Lebanon / 03-11-2028	USD	500.00	893.20	6.650	100.000	96.250	97.190	96.250	7.153	4.505	7.426	71.688
Lebanon / 25-05-2029	USD	1,000.00	1,000.00	6.850	100.000	96.500	97.500	96.500	7.308	4.663	7.643	76.580
Lebanon / 26-02-2030	USD	1,400.00	1,400.00	6.650	100.000	94.550	95.550	94.550	7.337	4.684	7.869	83.264
Lebanon / 22-04-2031	USD	300.00	300.00	7.000	100.000	95.930	97.320	95.930	7.488	4.833	8.295	93.750
Lebanon / 23-03-2032	USD	1,000.00	1,000.00	7.000	100.000	96.050	97.100	96.050	7.455	4.800	8.581	102.211
Lebanon / 02-11-2035	USD	600.00	600.00	7.050	100.000	95.950	97.200	95.950	7.464	4.807	9.744	137.533
Lebanon / 23-03-2037	USD	750.00	750.00	7.250	100.000	96.150	97.190	96.150	7.634	4.987	9.868	145.885
TOTAL PUBLIC SECTOR EUROBONDS		26,502.550	26,079.21									

EURO CDS

Not Available

LEBANESE PRIVATE SECTOR EUROBONDS

MATURITY	SIZE MM	TYPE	COUPON	Issue P.	BID \$	Ask \$	MID. P	YIELD	SPREAD	DURATION	CONVEXITY
BANK BYBLOS S.A./21-06-2021	USD 300	Note	7	100	100.18	100.48	100.18	6.94	4.73	2.98	10.90

World Yields in Native Terms

	O/N	3 Months	6 Months	9 Months	1 Year	2 Years	3 Years	5 Years	7 Years	10 Years	30 Years
EUR	-	-0.71	-0.70	-0.62	-0.62	-0.60	-0.45	-0.14	0.13	0.58	1.33
U.S.A	-	1.43	1.63	--	1.78	2.07	2.21	2.45	2.58	2.65	2.92
U.K	-	0.40	0.44	--	0.48	0.58	0.65	0.88	1.08	1.37	1.87
Japan	-	-0.13	-0.11	-0.11	-0.13	-0.13	-0.09	-0.08	-0.01	0.08	0.83

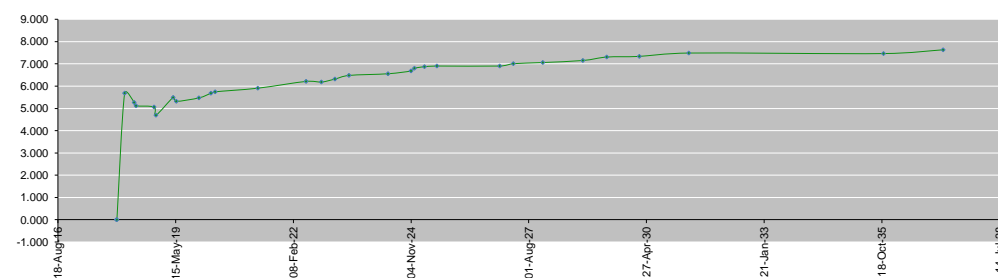
Libor

	USD	EUR	JPY	GBP
1 Months	1.56	-0.40	-0.04	0.50
2 Months	1.63	-0.39	-0.03	0.51
3 Months	1.74	-0.38	-0.03	0.52
6 Months	1.93	-0.33	0.02	0.58
1 Year	2.23	-0.26	0.11	0.78

Spot Rates

	Bid	Ask
Lebanese Pound	1505.50	1510.50
Euro	1.22	1.2250
British Sterling Pound	1.39	1.3924
Japanese Yen	110.74	110.7500
Gold	1334.05	1334.14

Lebanese Republic USD Eurobonds Yield Curve



Disclaimer: The Capital Markets Authority (CMA) publishes reports for general information purposes only. However, under no circumstances the CMA will accept any responsibility or liability in connection with the use of the information provided in these reports or on this website.

Contact us by email: research@cma.gov.lb