

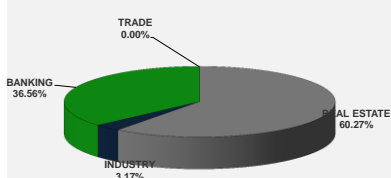
LISTED COMPANIES	LISTED SHARES	MARKET CAP.	TOTAL ORDINARY SHARES	PREFERRED SHARES	PREFERRED SHARES ISSUE PRICE	TOTAL MARKET CAP.	CUR.	TRADED VOLUME	TRADED VALUE	CLOSING PRICE	OPEN PRICE	HIGH PRICE	LOW PRICE	PREVIOUS PRICE
	(MM)	(MM \$)	(MM)	(MM)	USD	(MM \$)								
SOLIDERE A	100.00	866	100.00			866.00	USD	34,360	287,414	8.66	8.50	8.86	8.26	8.75
SOLIDERE B	65.00	552.50	65.00			552.50	USD	6,037	51,175	8.50	8.24	8.64	8.24	8.71
BQ.LIB. POUR LE COMMERCE	71.03	66.06	152.70			142.01	USD	-	-	0.93	-	-	-	0.93
BQ.LIB. POUR LE COMMERCE PEF. "B"	0.55	55.00		0.55		55.00	USD	-	-	100.00	-	-	-	100.00
BQ.LIB. POUR LE COMMERCE PEF. "C"	0.35	35.00		0.35		35.00	USD	-	-	100.00	-	-	-	100.00
BQ.LIB. POUR LE COMMERCE PEF. "D"	0.75	75.75		0.75		75.75	USD	-	-	101.00	-	-	-	101.00
BANQUE AUDI	399.75	2358.52	399.75			2358.52	USD	16,000	94,400	5.90	5.90	5.90	5.90	5.99
BANQUE AUDI GDR	119.92	712.35				712.35	USD	-	-	5.94	-	-	-	5.94
BANQUE AUDI PREFERRED "G"	1.50	150.45		1.50	100.00	150.45	USD	-	-	100.30	-	-	-	100.30
BANQUE AUDI PREFERRED "H"	0.75	75.00		0.75	100.00	75.00	USD	-	-	100.00	-	-	-	100.00
BANQUE AUDI PREFERRED "I"	2.50	250.00		2.50	100.00	250.00	USD	845	84,500	100.00	100.00	100.00	100.00	100.00
BANQUE AUDI PREFERRED "J"	2.75	274.86		2.75	100.00	274.86	USD	-	-	99.95	-	-	-	99.95
BANK OF BEIRUT	17.75	333.63	50.47			948.79	USD	-	-	18.80	-	-	-	18.80
BANK OF BEIRUT PRIORITY	4.76	100.00				100.00	USD	-	-	21.00	-	-	-	21.00
BANK OF BEIRUT PREFERRED SHARES "H"	5.40	139.86		5.40	25.00	139.86	USD	-	-	25.90	-	-	-	25.90
BANK OF BEIRUT PREFERRED SHARES "I"	5.00	129.25		5.00	25.00	129.25	USD	-	-	25.85	-	-	-	25.85
BANK OF BEIRUT PREFERRED SHARES "J"	3.00	77.55		3.00	25.00	77.55	USD	-	-	25.85	-	-	-	25.85
BANK OF BEIRUT PREFERRED SHARES "K"	4.00	103.00		4.00	25.00	103.00	USD	-	-	25.75	-	-	-	25.75
BYBLOS BANK	565.52	904.82	565.52			904.82	USD	-	-	1.60	-	-	-	1.60
BYBLOS BANK GDR	1.31	105.38				105.38	USD	-	-	80.50	-	-	-	80.50
BYBLOS BANK PREFERRED SHARES 2008	2.00	204.20		2.00	100.00	204.20	USD	-	-	102.10	-	-	-	102.10
BYBLOS BANK PREFERRED SHARES 2009	2.00	206.00		2.00	96.00	206.00	USD	-	-	103.00	-	-	-	103.00
BQ.EUROPEENNE PR.M.O	51.40	60.14	62.00			72.54	USD	-	-	1.17	-	-	-	1.17
BQ.EUROPEENNE PR.M.O PREFERRED 20	0.35	36.16		0.35	100.00	36.16	USD	-	-	103.30	-	-	-	103.30
BLOM BANK GDR	73.90	953.26				953.26	USD	7,660	98,814	12.90	12.90	12.90	12.90	13.00
BLOM BANK	215.00	2580.00	215.00			2580.00	USD	-	-	12.00	-	-	-	12.00
RASAMNY-YOUNIS MOTORS CO	10.92	35.49	27.30			88.73	USD	-	-	3.25	-	-	-	3.25
HOLCIM Lban	19.52	302.11	19.52			302.11	USD	-	-	15.48	-	-	-	15.48
STE DES CIMENTS BLANCS N	9.00	23.04	3.00			7.68	USD	2,125	5,440	2.56	2.56	2.56	2.56	2.56

<b>TOTAL EXECUTED</b>	<b>1,755.67</b>	<b>11,765.39</b>	<b>1,660.25</b>	<b>12,506.77</b>	<b>67,027</b>	<b>\$621,743</b>
Official USD Closing	1507.5					

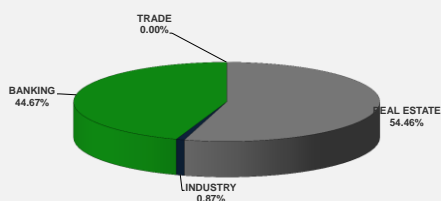
LEBANESE GLOBAL DEPOSITARY RECEIPTS	SHARES MM	BID \$	ASK \$	MID PRICE \$
BLOM BANK	73.90	12.80	13.00	12.90
BYBLOS BANK	1.31	76.50	0.00	0.00
AUDI BANK	116.24	5.85	5.95	5.90

STOCK INDEX	VALUE	PREVIOUS VALUE	% OF CHANGE
MARKET VALUE WEIGHTED INDEX	100.71	102.01	-1.27%
NUMBER OF TRANSACTIONS	36		

BEIRUT STOCK EXCHANGE DAILY TRADING VOLUME



BEIRUT STOCK EXCHANGE DAILY TRADING VALUE \$



**Disclaimer:** The Capital Markets Authority (CMA) publishes reports for general information purposes only. However, under no circumstances the CMA will accept any responsibility or liability in connection with the use of the information provided in these reports or on this website.

MATURITY	CURRENCY	ISSUED AMOUNT (MM)	OUTSTANDING AMOUNT (MM)	COUPON	ISSUE P.	BIDS	ASKS	MID. P	YIELD	SPREAD	DURATION	CONVEXITY
Lebanon / 07-03-2018	USD	700.00	35.00	5.000	100.000	99.902	99.911	99.902	5.895	4.813	0.097	0.019
Lebanon / 27-05-2018	USD	200.00	10.00	5.000	100.000	99.835	99.866	99.835	5.476	4.095	0.314	0.197
Lebanon / 12-06-2018	USD	700.00	700.00	5.150	100.000	100.000	102.000	100.000	5.113	3.710	0.358	0.260
Lebanon / 12-11-2018	USD	1,025.00	1,025.00	5.150	100.000	100.010	101.450	100.010	5.126	3.263	0.750	0.935
Lebanon / 28-11-2018	EUR	445.00	445.00	5.350	100.000	101.500	102.500	101.500	3.434	4.033	0.801	1.282
Lebanon / 23-04-2019	USD	500.00	500.00	6.750	100.000	100.125	101.125	100.125	5.385	3.520	1.157	1.930
Lebanon / 20-05-2019	USD	650.00	650.00	6.000	100.000	100.600	101.550	100.600	5.508	3.636	1.226	2.130
Lebanon / 28-11-2019	USD	1,500.00	1,500.00	5.450	100.000	99.625	100.125	99.625	5.664	3.567	1.697	3.787
Lebanon / 09-03-2020	USD	1,200.00	1,200.00	6.375	100.000	100.900	102.000	100.900	5.910	3.816	1.901	4.730
Lebanon / 14-04-2020	USD	700.00	700.00	5.800	100.000	99.600	100.600	99.600	5.992	3.894	2.006	5.175
Lebanon / 19-06-2020	USD	600.00	600.00	6.150	100.000	100.500	101.500	100.500	5.918	3.821	2.175	5.970
Lebanon / 12-04-2021	USD	2,092.47	2,092.47	8.250	100.000	106.750	107.750	106.750	5.896	3.659	2.743	9.500
Lebanon / 27-05-2022	USD	500.00	500.00	6.250	100.000	100.250	101.250	100.250	6.180	3.699	3.701	16.630
Lebanon / 04-10-2022	USD	1,540.00	1,540.00	6.100	100.000	99.950	100.650	99.950	6.111	3.626	3.963	19.057
Lebanon / 27-01-2023	USD	1,100.00	1,100.00	6.000	100.000	98.950	100.000	98.950	6.248	3.760	4.247	21.610
Lebanon / 26-05-2023	USD	500.00	500.00	6.400	100.000	99.375	100.375	99.375	6.538	4.056	4.398	23.520
Lebanon / 22-04-2024	USD	700.00	700.00	6.650	100.000	100.380	101.510	100.380	6.572	3.943	4.951	30.230
Lebanon / 04-11-2024	USD	500.00	538.47	6.250	100.000	97.750	98.700	97.750	6.667	4.037	5.342	35.088
Lebanon / 03-12-2024	USD	250.00	250.00	7.000	100.000	101.021	101.857	101.021	6.808	4.178	5.320	35.035
Lebanon / 26-02-2025	USD	800.00	800.00	6.200	100.000	96.750	97.750	96.750	6.786	4.155	5.469	37.329
Lebanon / 12-06-2025	USD	800.00	800.00	6.250	100.000	96.750	98.750	96.750	6.817	4.189	5.751	40.640
Lebanon / 27-11-2026	USD	1,600.00	1,600.00	6.600	100.000	97.875	98.875	97.875	6.924	4.224	6.505	53.304
Lebanon / 23-03-2027	USD	1,250.00	1,250.00	6.850	100.000	98.875	99.875	98.875	7.017	4.319	6.542	55.050
Lebanon / 29-11-2027	USD	1,000.00	1,000.00	6.750	100.000	97.850	98.600	97.850	7.055	4.353	6.984	62.440
Lebanon / 03-11-2028	USD	500.00	893.20	6.650	100.000	95.875	96.875	95.875	7.206	4.505	7.397	71.247
Lebanon / 25-05-2029	USD	1,000.00	1,000.00	6.850	100.000	96.750	97.750	96.750	7.275	4.574	7.628	76.330
Lebanon / 26-02-2030	USD	1,400.00	1,400.00	6.650	100.000	94.750	95.750	94.750	7.311	4.608	7.853	82.998
Lebanon / 22-04-2031	USD	300.00	300.00	7.000	100.000	96.250	97.250	96.250	7.449	4.748	8.278	93.450
Lebanon / 23-03-2032	USD	1,000.00	1,000.00	7.000	100.000	95.800	96.850	95.800	7.485	4.784	8.551	101.686
Lebanon / 02-11-2035	USD	600.00	600.00	7.050	100.000	95.625	96.625	95.625	7.498	4.796	9.703	136.691
Lebanon / 23-03-2037	USD	750.00	750.00	7.250	100.000	96.400	97.400	96.400	7.609	4.907	9.858	145.695
<b>TOTAL PUBLIC SECTOR EUROBONDS</b>		<b>26,511.583</b>	<b>26,088.25</b>									

EURO CDS

Not Available

LEBANESE PRIVATE SECTOR EUROBONDS

MATURITY	SIZE MM	TYPE	COUPON	Issue P.	BID \$	Ask \$	MID. P	YIELD	SPREAD	DURATION	CONVEXITY
BANK BYBLOS S.A./21-06-2021	USD 300	Note	7	100	100.05	100.35	100.05	6.98	4.74	2.96	10.76

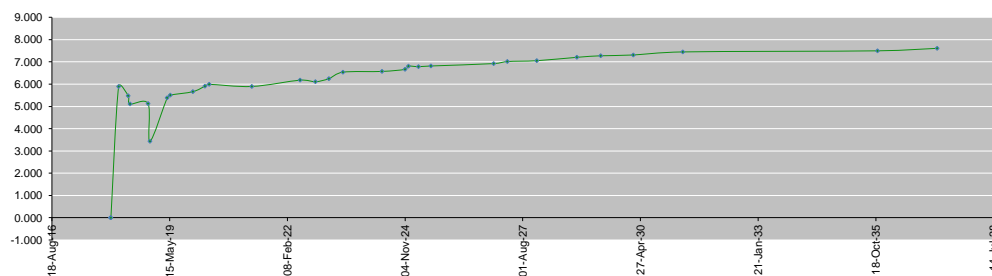
World Yields in Native Terms

	O/N	3 Months	6 Months	9 Months	1 Year	2 Years	3 Years	5 Years	7 Years	10 Years	30 Years
EUR	-	-0.69	-0.71	-0.60	-0.61	-0.53	-0.37	-0.02	0.25	0.67	1.32
U.S.A	-	1.46	1.67	--	1.88	2.11	2.24	2.49	2.63	2.71	2.96
U.K	-	0.31	0.45	--	0.41	0.60	0.72	0.97	1.17	1.45	1.89
Japan	-	-0.14	-0.11	-0.11	-0.13	-0.14	-0.09	-0.08	0.00	0.08	0.81

Libor	USD	EUR	JPY	GBP
1 Months	1.57	-0.41	-0.04	0.49
2 Months	1.65	-0.39	-0.04	0.51
3 Months	1.77	-0.38	-0.04	0.53
6 Months	1.97	-0.34	0.01	0.60
1 Year	2.26	-0.26	0.11	0.81

Spot Rates	Bid	Ask
Lebanese Pound	1510.00	1521.00
Euro	1.25	1.2453
British Sterling Pound	1.41	1.4141
Japanese Yen	108.75	108.7800
Gold	1343.06	1343.83

Lebanese Republic USD Eurobonds Yield Curve



Disclaimer: The Capital Markets Authority (CMA) publishes reports for general information purposes only. However, under no circumstances the CMA will accept any responsibility or liability in connection with the use of the information provided in these reports or on this website.

Contact us by email: [research@cma.gov.lb](mailto:research@cma.gov.lb)