

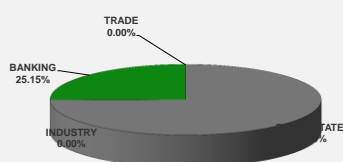
LISTED COMPANIES	LISTED SHARES	MARKET CAP.	TOTAL ORDINARY SHARES	PREFERRED SHARES	PREFERRED SHARES ISSUE PRICE	TOTAL MARKET CAP.	CUR.	TRADED VOLUME	TRADED VALUE	CLOSING PRICE	OPEN PRICE	HIGH PRICE	LOW PRICE	PREVIOUS PRICE
	(MM)	(MM \$)	(MM)	(MM)	USD	(MM \$)								
SOLIDERE A	100.00	838	100.00			838.00	USD	38,439	322,833	8.38	8.40	8.40	8.37	8.50
SOLIDERE B	65.00	546.65	65.00			546.65	USD	37,159	312,494	8.41	8.40	8.41	8.35	8.45
BQ.LIB. POUR LE COMMERCE	71.03	66.06	152.70			142.01	USD	-	-	0.93	-	-	-	0.93
BQ.LIB. POUR LE COMMERCE PEF. "B"	0.55	55.00		0.55		55.00	USD	-	-	100.00	-	-	-	100.00
BQ.LIB. POUR LE COMMERCE PEF. "C"	0.35	35.00		0.35		35.00	USD	-	-	100.00	-	-	-	100.00
BQ.LIB. POUR LE COMMERCE PEF. "D"	0.75	75.75		0.75		75.75	USD	-	-	101.00	-	-	-	101.00
BANQUE AUDI	399.75	2358.52	399.75			2358.52	USD	-	-	5.90	-	-	-	5.90
BANQUE AUDI GDR	119.92	707.56				707.56	USD	-	-	5.90	-	-	-	5.90
BANQUE AUDI PREFERRED "G"	1.50	150.45		1.50	100.00	150.45	USD	-	-	100.30	-	-	-	100.30
BANQUE AUDI PREFERRED "H"	0.75	75.00		0.75	100.00	75.00	USD	-	-	100.00	-	-	-	100.00
BANQUE AUDI PREFERRED "I"	2.50	249.88		2.50	100.00	249.88	USD	6,000	599,700	99.95	99.95	99.95	99.95	100.00
BANQUE AUDI PREFERRED "J"	2.75	274.73		2.75	100.00	274.73	USD	9,500	949,225	99.90	99.95	99.95	99.90	99.95
BANK OF BEIRUT	17.75	333.63	50.47			948.79	USD	-	-	18.80	-	-	-	18.80
BANK OF BEIRUT PRIORITY	4.76	100.00				100.00	USD	-	-	21.00	-	-	-	21.00
BANK OF BEIRUT PREFERRED SHARES "H"	5.40	139.86		5.40	25.00	139.86	USD	-	-	25.90	-	-	-	25.90
BANK OF BEIRUT PREFERRED SHARES "I"	5.00	129.25		5.00	25.00	129.25	USD	-	-	25.85	-	-	-	25.85
BANK OF BEIRUT PREFERRED SHARES "J"	3.00	77.55		3.00	25.00	77.55	USD	-	-	25.85	-	-	-	25.85
BANK OF BEIRUT PREFERRED SHARES "K"	4.00	103.00		4.00	25.00	103.00	USD	-	-	25.75	-	-	-	25.75
BYBLOS BANK	565.52	904.82	565.52			904.82	USD	-	-	1.60	-	-	-	1.60
BYBLOS BANK GDR	1.31	105.38				105.38	USD	-	-	80.50	-	-	-	80.50
BYBLOS BANK PREFERRED SHARES 2008	2.00	204.20		2.00	100.00	204.20	USD	-	-	102.10	-	-	-	102.10
BYBLOS BANK PREFERRED SHARES 2009	2.00	206.00		2.00	96.00	206.00	USD	-	-	103.00	-	-	-	103.00
BQ.EUROPEENNE PR.M.O	51.40	60.14	62.00			72.54	USD	-	-	1.17	-	-	-	1.17
BQ.EUROPEENNE PR.M.O PREFERRED 20	0.35	36.40		0.35	100.00	36.40	USD	1,000	104,000	104.00	104.00	104.00	104.00	103.30
BLOM BANK GDR	73.90	939.96				939.96	USD	8,900	113,225	12.72	12.75	12.75	12.70	12.75
BLOM BANK	215.00	2580.00	215.00			2580.00	USD	-	-	12.00	-	-	-	12.00
RASAMNY-YOUNIS MOTORS CO	10.92	35.49	27.30			88.73	USD	-	-	3.25	-	-	-	3.25
HOLCIM Lban	19.52	302.11	19.52			302.11	USD	-	-	15.48	-	-	-	15.48
STE DES CIMENTS BLANCS N	9.00	23.04	3.00			7.68	USD	-	-	2.56	-	-	-	2.56

TOTAL EXECUTED	1,755.67	11,713.42	1,660.25	12,454.80	100,998	\$2,401,477
Official USD Closing	1507.5					

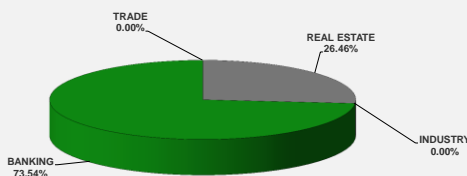
LEBANESE GLOBAL DEPOSITARY RECEIPTS	SHARES MM	BID \$	ASK \$	MID PRICE \$
BLOM BANK	73.90	12.50	12.90	12.70
BYBLOS BANK	1.31	76.50	0.00	0.00
AUDI BANK	116.24	5.95	6.00	5.98

STOCK INDEX	VALUE	PREVIOUS VALUE	% OF CHANGE
MARKET VALUE WEIGHTED INDEX	98.94	99.66	-0.73%
NUMBER OF TRANSACTIONS	24		

BEIRUT STOCK EXCHANGE DAILY TRADING VOLUME



BEIRUT STOCK EXCHANGE DAILY TRADING VALUE \$



Disclaimer: The Capital Markets Authority (CMA) publishes reports for general information purposes only. However, under no circumstances the CMA will accept any responsibility or liability in connection with the use of the information provided in these reports or on this website.

MATURITY	CURRENCY	ISSUED AMOUNT (MM)	OUTSTANDING AMOUNT (MM)	COUPON	ISSUE P.	BID\$	ASK\$	MID. P	YIELD	SPREAD	DURATION	CONVEXITY
Lebanon / 07-03-2018	USD	700.00	35.00	5.000	100.000	99.922	99.930	99.922	5.819	4.872	0.083	0.014
Lebanon / 27-05-2018	USD	200.00	10.00	5.000	100.000	99.864	99.884	99.864	5.400	3.994	0.301	0.181
Lebanon / 12-06-2018	USD	700.00	700.00	5.150	100.000	100.000	102.000	100.000	5.110	3.679	0.345	0.240
Lebanon / 12-11-2018	USD	1,025.00	1,025.00	5.150	100.000	100.000	101.000	100.000	5.139	3.289	0.735	0.906
Lebanon / 28-11-2018	EUR	445.00	445.00	5.350	100.000	101.250	102.250	101.250	3.713	4.349	0.786	1.235
Lebanon / 23-04-2019	USD	500.00	500.00	6.750	100.000	99.875	100.875	99.875	5.600	3.748	1.142	1.890
Lebanon / 20-05-2019	USD	650.00	650.00	6.000	100.000	100.625	101.625	100.625	5.482	3.626	1.212	2.090
Lebanon / 28-11-2019	USD	1,500.00	1,500.00	5.450	100.000	99.610	99.925	99.610	5.675	3.564	1.683	3.733
Lebanon / 09-03-2020	USD	1,200.00	1,200.00	6.375	100.000	100.650	102.050	100.650	6.036	3.929	1.887	4.670
Lebanon / 14-04-2020	USD	700.00	700.00	5.800	100.000	99.750	100.750	99.750	5.919	3.808	1.993	5.118
Lebanon / 19-06-2020	USD	600.00	600.00	6.150	100.000	100.250	101.250	100.250	6.031	3.917	2.160	5.900
Lebanon / 12-04-2021	USD	2,092.47	2,092.47	8.250	100.000	106.000	107.000	106.000	6.140	3.852	2.725	9.390
Lebanon / 27-05-2022	USD	500.00	500.00	6.250	100.000	99.875	100.875	99.875	6.280	3.728	3.685	16.500
Lebanon / 04-10-2022	USD	1,540.00	1,540.00	6.100	100.000	99.700	100.700	99.700	6.174	3.621	3.949	18.937
Lebanon / 27-01-2023	USD	1,100.00	1,100.00	6.000	100.000	98.750	99.750	98.750	6.296	3.740	4.232	21.470
Lebanon / 26-05-2023	USD	500.00	500.00	6.400	100.000	99.000	100.000	99.000	6.624	4.071	4.380	23.370
Lebanon / 22-04-2024	USD	700.00	700.00	6.650	100.000	99.750	100.750	99.750	6.697	3.957	4.929	30.020
Lebanon / 04-11-2024	USD	500.00	538.47	6.250	100.000	97.625	98.625	97.625	6.691	3.949	5.327	34.925
Lebanon / 03-12-2024	USD	250.00	250.00	7.000	100.000	100.750	101.750	100.750	6.858	4.115	5.304	34.862
Lebanon / 26-02-2025	USD	800.00	800.00	6.200	100.000	97.000	98.000	97.000	6.741	3.995	5.459	37.210
Lebanon / 12-06-2025	USD	800.00	800.00	6.250	100.000	96.375	98.375	96.375	6.885	4.131	5.733	40.420
Lebanon / 27-11-2026	USD	1,600.00	1,600.00	6.600	100.000	97.410	98.550	97.410	6.997	4.168	6.485	53.040
Lebanon / 23-03-2027	USD	1,250.00	1,250.00	6.850	100.000	98.250	99.250	98.250	7.112	4.285	6.517	54.725
Lebanon / 29-11-2027	USD	1,000.00	1,000.00	6.750	100.000	97.200	98.540	97.200	7.150	4.321	6.963	62.160
Lebanon / 20-03-2028	USD	700.00	700.00	7.000	100.000	98.500	99.500	98.500	7.210	4.336	7.041	64.220
Lebanon / 03-11-2028	USD	500.00	893.20	6.650	100.000	94.875	95.875	94.875	7.346	4.517	7.360	70.718
Lebanon / 25-05-2029	USD	1,000.00	1,000.00	6.850	100.000	95.750	96.750	95.750	7.410	4.580	7.590	75.770
Lebanon / 26-02-2030	USD	1,400.00	1,400.00	6.650	100.000	93.750	94.750	93.750	7.444	4.609	7.812	82.357
Lebanon / 22-04-2031	USD	300.00	300.00	7.000	100.000	95.000	96.000	95.000	7.605	4.776	8.226	92.590
Lebanon / 20-11-2031	USD	1,000.00	1,000.00	7.150	100.000	98.000	99.000	98.000	7.382	4.506	8.503	99.050
Lebanon / 23-03-2032	USD	1,000.00	1,000.00	7.000	100.000	94.750	95.750	94.750	7.611	4.783	8.501	100.823
Lebanon / 02-11-2035	USD	600.00	600.00	7.050	100.000	94.750	95.750	94.750	7.592	4.761	9.650	135.614
Lebanon / 23-03-2037	USD	750.00	750.00	7.250	100.000	95.500	96.500	95.500	7.702	4.873	9.800	144.458
TOTAL PUBLIC SECTOR EUROBONDS		28,211.316	27,787.98									

EURO CDS
Not Available

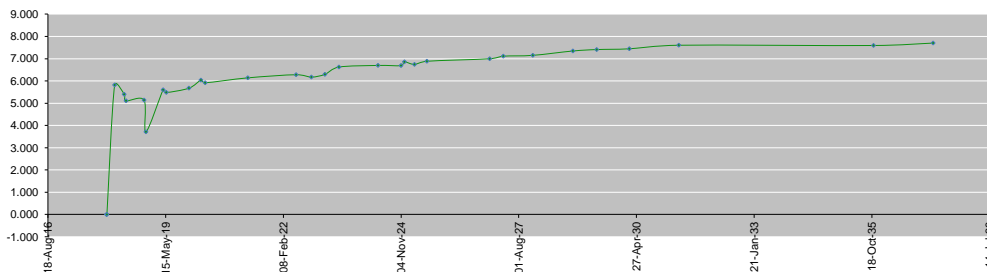
LEBANESE PRIVATE SECTOR EUROBONDS												
MATURITY	SIZE MM	TYPE	COUPON	Issue P.	BID \$	Ask \$	MID. P	YIELD	SPREAD	DURATION	CONVEXITY	
BANK BYBLOS S.A.L/21-06-2021	USD 300	Note	7	100	99.91	100.20	99.91	7.03	4.74	2.94	10.66	

World Yields in Native Terms	O/N	3 Months	6 Months	9 Months	1 Year	2 Years	3 Years	5 Years	7 Years	10 Years	30 Years
EUR	-	-0.69	-0.70	-0.61	-0.64	-0.55	-0.38	-0.02	0.28	0.72	1.38
U.S.A	-	1.48	1.64	--	1.87	2.13	2.29	2.56	2.74	2.83	3.09
U.K	-	0.31	0.45	--	0.41	0.65	0.77	1.03	1.24	1.55	1.95
Japan	-	-0.11	-0.12	-0.12	-0.14	-0.14	-0.09	-0.08	0.00	0.08	0.82

Libor	USD	EUR	JPY	GBP
1 Months	1.58	-0.41	-0.05	0.50
2 Months	1.67	-0.39	-0.06	0.51
3 Months	1.79	-0.38	-0.05	0.53
6 Months	1.99	-0.34	0.01	0.61
1 Year	2.29	-0.26	0.10	0.82

Spot Rates	Bid	Ask
Lebanese Pound	1510.00	1521.00
Euro	1.24	1.2450
British Sterling Pound	1.40	1.4035
Japanese Yen	109.74	109.7700
Gold	1336.29	1336.42

Lebanese Republic USD Eurobonds Yield Curve



Disclaimer: The Capital Markets Authority (CMA) publishes reports for general information purposes only. However, under no circumstances the CMA will accept any responsibility or liability in connection with the use of the information provided in these reports or on this website.

Contact us by email: research@cma.gov.lb