

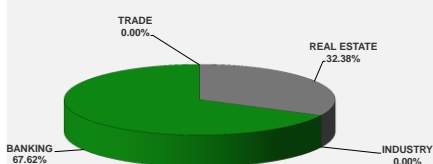
LISTED COMPANIES	LISTED SHARES	MARKET CAP.	TOTAL ORDINARY SHARES	PREFERRED SHARES	PREFERRED SHARES ISSUE PRICE	TOTAL MARKET CAP.	CUR.	TRADED VOLUME	TRADED VALUE	CLOSING PRICE	OPEN PRICE	HIGH PRICE	LOW PRICE	PREVIOUS PRICE
	(MM)	(MM \$)	(MM)	(MM)	USD	(MM \$)								
SOLIDERE A	100.00	849	100.00			849.00	USD	15,215	126,822	8.49	8.37	8.50	8.20	8.38
SOLIDERE B	65.00	549.90	65.00			549.90	USD	8,450	70,287	8.46	8.34	8.50	8.10	8.41
BQ.LIB. POUR LE COMMERCE	71.03	66.06	152.70			142.01	USD	-	-	0.93	-	-	-	0.93
BQ.LIB. POUR LE COMMERCE PEF. "B"	0.55	55.00		0.55		55.00	USD	-	-	100.00	-	-	-	100.00
BQ.LIB. POUR LE COMMERCE PEF. "C"	0.35	35.00		0.35		35.00	USD	-	-	100.00	-	-	-	100.00
BQ.LIB. POUR LE COMMERCE PEF. "D"	0.75	75.75		0.75		75.75	USD	-	-	101.00	-	-	-	101.00
BANQUE AUDI	399.75	2358.52	399.75			2358.52	USD	160	944	5.90	5.90	5.90	5.90	5.90
BANQUE AUDI GDR	119.92	699.16				699.16	USD	45,161	263,542	5.83	5.90	5.90	5.80	5.90
BANQUE AUDI PREFERRED "G"	1.50	150.45		1.50	100.00	150.45	USD	-	-	100.30	-	-	-	100.30
BANQUE AUDI PREFERRED "H"	0.75	75.00		0.75	100.00	75.00	USD	-	-	100.00	-	-	-	100.00
BANQUE AUDI PREFERRED "I"	2.50	249.88		2.50	100.00	249.88	USD	-	-	99.95	-	-	-	99.95
BANQUE AUDI PREFERRED "J"	2.75	274.86		2.75	100.00	274.86	USD	90	8,996	99.95	99.95	99.95	99.95	99.90
BANK OF BEIRUT	17.75	333.63	50.47			948.79	USD	-	-	18.80	-	-	-	18.80
BANK OF BEIRUT PRIORITY	4.76	100.00				100.00	USD	-	-	21.00	-	-	-	21.00
BANK OF BEIRUT PREFERRED SHARES "H"	5.40	139.86		5.40	25.00	139.86	USD	-	-	25.90	-	-	-	25.90
BANK OF BEIRUT PREFERRED SHARES "I"	5.00	129.25		5.00	25.00	129.25	USD	-	-	25.85	-	-	-	25.85
BANK OF BEIRUT PREFERRED SHARES "J"	3.00	77.55		3.00	25.00	77.55	USD	-	-	25.85	-	-	-	25.85
BANK OF BEIRUT PREFERRED SHARES "K"	4.00	103.00		4.00	25.00	103.00	USD	-	-	25.75	-	-	-	25.75
BYBLOS BANK	565.52	904.82	565.52			904.82	USD	-	-	1.60	-	-	-	1.60
BYBLOS BANK GDR	1.31	105.38				105.38	USD	-	-	80.50	-	-	-	80.50
BYBLOS BANK PREFERRED SHARES 2008	2.00	204.20		2.00	100.00	204.20	USD	-	-	102.10	-	-	-	102.10
BYBLOS BANK PREFERRED SHARES 2009	2.00	206.00		2.00	96.00	206.00	USD	-	-	103.00	-	-	-	103.00
BQ.EUROPEENNE PR.M.O	51.40	60.14	62.00			72.54	USD	-	-	1.17	-	-	-	1.17
BQ.EUROPEENNE PR.M.O PREFERRED 20	0.35	36.40		0.35	100.00	36.40	USD	-	-	104.00	-	-	-	104.00
BLOM BANK GDR	73.90	934.78				934.78	USD	4,000	50,600	12.65	12.65	12.65	12.65	12.72
BLOM BANK	215.00	2580.00	215.00			2580.00	USD	-	-	12.00	-	-	-	12.00
RASAMNY-YOUNIS MOTORS CO	10.92	35.49	27.30			88.73	USD	-	-	3.25	-	-	-	3.25
HOLCIM Lban	19.52	302.11	19.52			302.11	USD	-	-	15.48	-	-	-	15.48
STE DES CIMENTS BLANCS N	9.00	23.04	3.00			7.68	USD	-	-	2.56	-	-	-	2.56

TOTAL EXECUTED	1,755.67	11,714.24	1,660.25	12,455.62	73,076	\$521,191
Official USD Closing	1507.5					

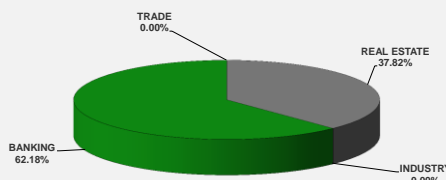
LEBANESE GLOBAL DEPOSITARY RECEIPTS	SHARES MM	BID \$	ASK \$	MID PRICE \$
BLOM BANK	73.90	12.40	12.60	12.50
BYBLOS BANK	1.31	76.50	0.00	0.00
AUDI BANK	116.24	5.90	6.00	5.95

STOCK INDEX	VALUE	PREVIOUS VALUE	% OF CHANGE
MARKET VALUE WEIGHTED INDEX	99.57	98.94	0.64%
NUMBER OF TRANSACTIONS	50		

BEIRUT STOCK EXCHANGE DAILY TRADING VOLUME



BEIRUT STOCK EXCHANGE DAILY TRADING VALUE \$



Disclaimer: The Capital Markets Authority (CMA) publishes reports for general information purposes only. However, under no circumstances the CMA will accept any responsibility or liability in connection with the use of the information provided in these reports or on this website.

MATURITY	CURRENCY	ISSUED AMOUNT (MM)	OUTSTANDING AMOUNT (MM)	COUPON	ISSUE P.	BID\$	ASK\$	MID. P	YIELD	SPREAD	DURATION	CONVEXITY
Lebanon / 07-03-2018	USD	700.00	35.00	5.000	100.000	99.925	99.933	99.925	5.813	4.894	0.080	0.013
Lebanon / 27-05-2018	USD	200.00	10.00	5.000	100.000	99.869	99.899	99.869	5.387	3.950	0.298	0.178
Lebanon / 12-06-2018	USD	700.00	700.00	5.150	100.000	100.000	102.000	100.000	5.109	3.649	0.342	0.230
Lebanon / 12-11-2018	USD	1,025.00	1,025.00	5.150	100.000	99.950	100.290	99.950	5.207	3.385	0.730	0.896
Lebanon / 28-11-2018	EUR	445.00	445.00	5.350	100.000	101.000	102.000	101.000	4.022	4.663	0.781	1.221
Lebanon / 23-04-2019	USD	500.00	500.00	6.750	100.000	99.800	100.300	99.800	5.666	3.845	1.138	1.880
Lebanon / 20-05-2019	USD	650.00	650.00	6.000	100.000	100.375	100.875	100.375	5.684	3.860	1.207	2.060
Lebanon / 28-11-2019	USD	1,500.00	1,500.00	5.450	100.000	99.510	99.925	99.510	5.734	3.697	1.680	3.721
Lebanon / 09-03-2020	USD	1,200.00	1,200.00	6.375	100.000	100.750	101.990	100.750	5.984	3.946	1.884	4.659
Lebanon / 14-04-2020	USD	700.00	700.00	5.800	100.000	99.550	100.050	99.550	6.018	3.984	1.988	5.094
Lebanon / 19-06-2020	USD	600.00	600.00	6.150	100.000	100.375	101.375	100.375	5.974	3.956	2.158	5.890
Lebanon / 12-04-2021	USD	2,092.47	2,092.47	8.250	100.000	106.125	107.125	106.125	6.096	3.888	2.723	9.380
Lebanon / 27-05-2021	USD	500.00	500.00	6.250	100.000	99.625	100.625	99.625	6.348	3.892	3.680	16.470
Lebanon / 04-10-2022	USD	1,540.00	1,540.00	6.100	100.000	99.350	100.250	99.350	6.262	3.793	3.943	18.888
Lebanon / 27-01-2023	USD	1,100.00	1,100.00	6.000	100.000	98.460	99.860	98.460	6.366	3.902	4.228	21.440
Lebanon / 26-05-2023	USD	500.00	500.00	6.400	100.000	98.750	99.750	98.750	6.681	4.226	4.375	23.320
Lebanon / 22-04-2024	USD	700.00	700.00	6.650	100.000	99.500	100.500	99.500	6.747	4.111	4.924	29.960
Lebanon / 04-11-2024	USD	500.00	538.47	6.250	100.000	97.250	98.250	97.250	6.762	4.125	5.320	34.847
Lebanon / 03-12-2024	USD	250.00	250.00	7.000	100.000	100.596	101.466	100.596	6.886	4.233	5.299	34.804
Lebanon / 26-02-2025	USD	800.00	800.00	6.200	100.000	96.760	97.550	96.760	6.785	4.143	5.452	37.131
Lebanon / 12-06-2025	USD	800.00	800.00	6.250	100.000	96.125	98.125	96.125	6.930	4.311	5.727	40.360
Lebanon / 27-11-2026	USD	1,600.00	1,600.00	6.600	100.000	97.290	98.500	97.290	7.016	4.263	6.481	52.986
Lebanon / 23-03-2027	USD	1,250.00	1,250.00	6.850	100.000	98.250	99.250	98.250	7.112	4.387	6.514	54.688
Lebanon / 29-11-2027	USD	1,000.00	1,000.00	6.750	100.000	97.000	98.300	97.000	7.179	4.444	6.956	62.060
Lebanon / 20-03-2028	USD	700.00	700.00	7.000	100.000	98.500	99.500	98.500	7.210	4.499	7.038	64.190
Lebanon / 03-11-2028	USD	500.00	893.20	6.650	100.000	94.625	95.625	94.625	7.382	4.654	7.352	70.595
Lebanon / 25-05-2029	USD	1,000.00	1,000.00	6.850	100.000	95.250	96.250	95.250	7.478	4.750	7.575	75.550
Lebanon / 26-02-2030	USD	1,400.00	1,400.00	6.650	100.000	93.375	94.375	93.375	7.494	4.763	7.799	82.153
Lebanon / 22-04-2031	USD	300.00	300.00	7.000	100.000	95.250	96.250	95.250	7.573	4.846	8.231	92.670
Lebanon / 20-11-2031	USD	1,000.00	1,000.00	7.150	100.000	98.000	99.000	98.000	7.382	4.669	8.500	99.000
Lebanon / 23-03-2032	USD	1,000.00	1,000.00	7.000	100.000	94.150	95.400	94.150	7.685	4.947	8.482	100.497
Lebanon / 02-11-2035	USD	600.00	600.00	7.050	100.000	94.300	94.950	94.300	7.641	4.897	9.618	134.977
Lebanon / 23-03-2037	USD	750.00	750.00	7.250	100.000	95.600	95.610	95.600	7.692	4.944	9.777	143.977
TOTAL PUBLIC SECTOR EUROBONDS		28,206.555	27,783.22									

EURO CDS
Not Available

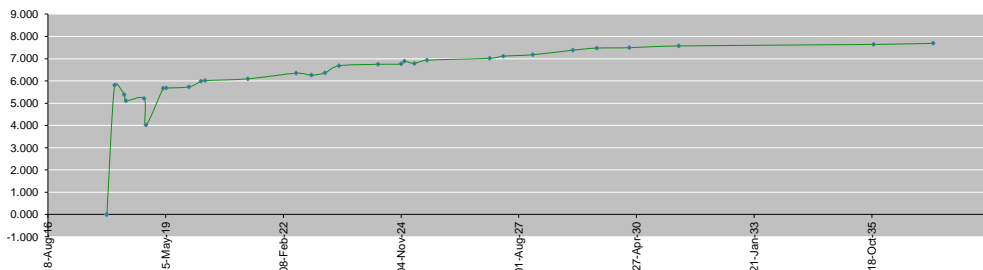
LEBANESE PRIVATE SECTOR EUROBONDS												
MATURITY	SIZE MM	TYPE	COUPON	Issue P.	BID \$	Ask \$	MID. P	YIELD	SPREAD	DURATION	CONVEXITY	
BANK BYBLOS S.A/L/21-06-2021	USD 300	Note	7	100	100.12	100.42	100.12	6.96	4.74	2.94	10.66	

World Yields in Native Terms	O/N	3 Months	6 Months	9 Months	1 Year	2 Years	3 Years	5 Years	7 Years	10 Years	30 Years
EUR	-	-0.69	-0.66	-0.61	-0.63	-0.57	-0.39	-0.04	0.25	0.69	1.35
U.S.A	-	1.53	1.67	--	1.84	2.06	2.23	2.48	2.66	2.75	3.05
U.K	-	0.34	0.46	--	0.40	0.63	0.74	0.99	1.21	1.52	1.95
Japan	-	-0.11	-0.12	-0.12	-0.14	-0.14	-0.10	-0.08	-0.02	0.08	0.81

Libor	USD	EUR	JPY	GBP
1 Months	1.58	-0.41	-0.06	0.50
2 Months	1.67	-0.39	-0.07	0.51
3 Months	1.79	-0.38	-0.06	0.52
6 Months	2.00	-0.33	0.00	0.61
1 Year	2.29	-0.26	0.10	0.82

Spot Rates	Bid	Ask
Lebanese Pound	1510.00	1521.00
Euro	1.23	1.2340
British Sterling Pound	1.39	1.3855
Japanese Yen	109.38	109.4100
Gold	1334.11	1334.88

Lebanese Republic USD Eurobonds Yield Curve



Disclaimer: The Capital Markets Authority (CMA) publishes reports for general information purposes only. However, under no circumstances the CMA will accept any responsibility or liability in connection with the use of the information provided in these reports or on this website.

Contact us by email: research@cma.gov.lb