

## DAILY REPORT

Beirut Stock Exchange  
Equity Market

Prices and Indices as at the closing of:

7-Feb-17

Listed Companies	Listed Shares MM	Market Cap. (In MM \$)	Total Ordinary Shares MM	Preferred Shares MM	Preferred Shares Issue Price \$	Total Market Cap. (In MM \$)	Cur.	Traded Volume	Traded Value	Closing Price	Open Price	High Price	Low Price	Previous Price
SOLIDERE A	100.00	978.00	100.00			978.00	USD	25,338	245,959	9.780	9.900	10.000	9.610	9.900
SOLIDERE B	65.00	645.45	65.00			645.45	USD	16,163	160,660	9.930	9.860	9.950	9.650	9.840
BQ.LIB. POUR LE COMMERCE	51.03	50.52	152.70			151.17	USD	-	-	0.990	0.000	0.000	0.000	0.990
BQ.LIB. POUR LE COMMERCE PEF. "B"	0.55	55.55		0.55		55.55	USD	-	-	101.000	0.000	0.000	0.000	101.000
BQ.LIB. POUR LE COMMERCE PEF. "C"	0.35	35.00		0.35		35.00	USD	-	-	100.000	0.000	0.000	0.000	100.000
BQ.LIB. POUR LE COMMERCE PEF. "D"	0.75	75.75		0.75		75.75	USD	-	-	101.000	0.000	0.000	0.000	101.000
BANQUE AUDI	399.75	2758.27	399.75			2758.27	USD	-	-	6.900	0.000	0.000	0.000	6.900
BANQUE AUDI GDR	116.24	799.72				799.72	USD	3,072	21,135	6.880	6.880	6.880	6.880	6.880
BANQUE AUDI PREFERRED "E"	1.50	153.75		1.50	100.00	153.75	USD	-	-	102.500	0.000	0.000	0.000	102.500
BANQUE AUDI PREFERRED "G"	1.50	153.15		1.50	100.00	153.15	USD	-	-	102.100	0.000	0.000	0.000	102.100
BANQUE AUDI PREFERRED "H"	0.75	76.73		0.75	100.00	76.73	USD	-	-	102.300	0.000	0.000	0.000	102.300
BANQUE AUDI PREFERRED "I"	2.50	253.00		2.50	100.00	253.00	USD	18,580	1,880,296	101.200	101.200	101.200	101.200	100.500
BANK OF BEIRUT	16.82	316.26	50.47			948.79	USD	-	-	18.800	0.000	0.000	0.000	18.800
BANK OF BEIRUT PRIORITY	4.76	100.00				100.00	USD	-	-	21.000	0.000	0.000	0.000	21.000
BANK OF BEIRUT PREFERRED SHARES "H"	5.40	141.75		5.40	25.00	141.75	USD	-	-	26.250	0.000	0.000	0.000	26.250
BANK OF BEIRUT PREFERRED SHARES "I"	5.00	131.25		5.00	25.00	131.25	USD	-	-	26.250	0.000	0.000	0.000	26.250
BANK OF BEIRUT PREFERRED SHARES "J"	3.00	78.75		3.00	25.00	78.75	USD	-	-	26.250	0.000	0.000	0.000	26.250
BANK OF BEIRUT PREFERRED SHARES "K"	4.00	100.00		4.00	25.00	100.00	USD	-	-	25.250	0.000	0.000	0.000	25.250
BYBLOS BANK	565.52	984.00	565.52			984.00	USD	-	-	1.740	0.000	0.000	0.000	1.740
BYBLOS BANK GDR	1.31	104.73				104.73	USD	-	-	80.000	0.000	0.000	0.000	80.000
BYBLOS BANK PREFERRED SHARES 2008	2.00	204.20		2.00	100.00	204.20	USD	-	-	102.100	0.000	0.000	0.000	102.100
BYBLOS BANK PREFERRED SHARES 2009	2.00	202.80		2.00	96.00	202.80	USD	-	-	101.400	0.000	0.000	0.000	101.400
BQ.EUROPEENNE PR.M.O	51.40	87.38	62.00			105.40	USD	-	-	1.700	0.000	0.000	0.000	1.700
BQ.EUROPEENNE PR.M.O PREFERRED 2013	0.35	35.00		0.35	100.00	35.00	USD	-	-	100.000	0.000	0.000	0.000	100.000
BLOM BANK GDR	73.90	890.45				890.45	USD	-	-	12.050	0.000	0.000	0.000	12.050
BLOM BANK	215.00	2466.05	215.00			2466.05	USD	-	-	11.470	0.000	0.000	0.000	11.470
BLOM BANK PREFERRED 2011	20.00	210.00		20.00	10.00	210.00	USD	-	-	10.500	0.000	0.000	0.000	10.500
RASAMNY-YOUNIS MOTORS CO	10.92	35.49	27.30			88.73	USD	-	-	3.250	0.000	0.000	0.000	3.250
HOLCIM Liban	19.52	200.62	19.52			200.62	USD	-	-	10.280	0.000	0.000	0.000	10.280
STE DES CEMENTS BLANCS B	6.00	15.96	6.00			15.96	USD	-	-	2.660	0.000	0.000	0.000	2.660
STE DES CEMENTS BLANCS N	3.00	4.71	3.00			4.71	USD	-	-	1.570	0.000	0.000	0.000	1.570
<b>TOTAL EXECUTED</b>	<b>1,749.81</b>	<b>12,344.28</b>	<b>1,666.25</b>	<b>49.65</b>		<b>13,148.71</b>		<b>63,153</b>	<b>\$2,308,050</b>					

Official USD Closing 1507.5

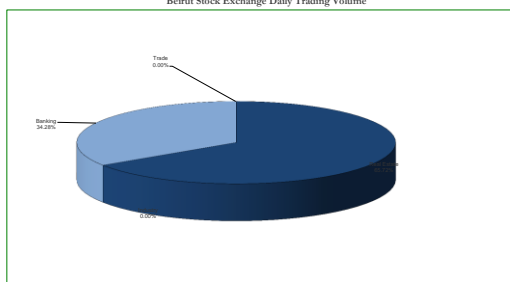
## Lebanese Global Depository Receipts

	Shares MM	Bid \$	Ask \$	Mid Price \$
BLOM Bank	73.90	11.80	11.90	11.85
Byblos Bank	1.31	76.00	0.00	76.00
Solidere	9.09	10.00	10.05	10.03
Audi Bank	116.24	6.76	6.88	6.82

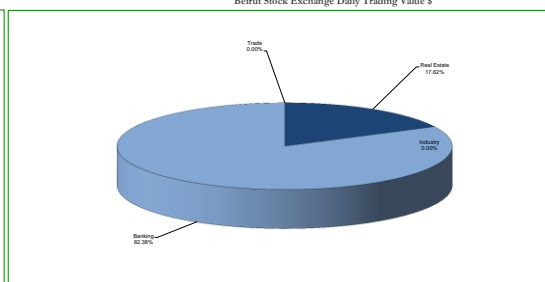
## BDL Market Value Weighted Index

	Value	Previous Value	%of change
BDL STOCKS INDEX	108.75	108.99	-0.22%
Number of Transactions	39		

Beirut Stock Exchange Daily Trading Volume



Beirut Stock Exchange Daily Trading Value \$





## Lebanese Public Sector Eurobonds

Luxembourg Stock Exchange

Prices and yields as at the closing of :

7-Feb-17

Maturity	Currency	Issued Amount (MM)	Outstanding Amount (MM)	Coupon	Issue P.	Bid \$	Ask \$	Mid. P	Yield	Spread	Duration	Convexity
Lebanon / 20-03-2017	USD	1500.000	1500.000	9.000	100.000	100.449	100.992	100.449	4.865	4.433	0.114	0.026
Lebanon / 20-07-2017	USD	300.000	150.000	3.750	100.000	99.250	101.250	99.250	5.457	4.867	0.441	0.389
Lebanon / 12-10-2017	USD	775.000	775.000	5.000	100.000	100.900	101.380	100.900	3.631	3.023	0.652	0.752
Lebanon / 27-12-2017	USD	950.000	195.000	5.000	100.000	99.125	101.125	99.125	6.425	5.259	0.613	0.734
Lebanon / 31-12-2017	USD	2007.511	602.253	4.000	100.000	99.750	100.750	99.750	4.394	3.503	0.626	0.759
Lebanon / 07-03-2018	USD	700.000	245.000	5.000	100.000	98.625	100.625	98.625	7.491	5.581	0.545	0.720
Lebanon / 27-05-2018	USD	200.000	70.000	5.000	100.000	98.625	100.625	98.625	6.794	5.337	0.762	1.110
Lebanon / 12-06-2018	USD	700.000	700.000	5.150	100.000	101.000	103.000	101.000	4.370	3.593	1.282	2.300
Lebanon / 12-11-2018	USD	1025.000	1025.000	5.150	100.000	100.500	101.250	100.500	4.845	3.685	1.647	3.594
Lebanon / 28-11-2018	EUR	445.000	445.000	5.350	100.000	103.270	104.230	103.270	3.437	4.211	1.696	4.567
Lebanon / 23-04-2019	USD	500.000	500.000	6.750	100.000	100.500	101.500	100.500	5.253	4.105	2.025	5.260
Lebanon / 20-05-2019	USD	650.000	650.000	6.000	100.000	101.380	102.500	101.380	5.345	4.187	2.088	5.560
Lebanon / 28-11-2019	USD	1500.000	1500.000	5.450	100.000	100.750	101.300	100.750	5.156	3.746	2.548	8.035
Lebanon / 09-03-2020	USD	1200.000	1200.000	6.375	100.000	102.450	103.170	102.450	5.498	4.089	2.708	9.196
Lebanon / 14-04-2020	USD	700.000	700.000	5.800	100.000	101.100	101.450	101.100	5.416	4.006	2.825	9.864
Lebanon / 19-06-2020	USD	600.000	600.000	6.150	100.000	101.250	102.250	101.250	5.733	4.322	2.984	10.880
Lebanon / 12-04-2021	USD	2092.469	2092.469	8.250	100.000	109.042	109.875	109.042	5.778	3.922	3.462	14.988
Lebanon / 27-05-2022	USD	500.000	500.000	6.250	100.000	100.000	101.000	100.000	6.247	4.393	4.405	23.570
Lebanon / 04-10-2022	USD	1540.000	1540.000	6.100	100.000	100.000	100.800	100.000	6.099	4.241	4.659	26.384
Lebanon / 27-01-2023	USD	1100.000	1100.000	6.000	100.000	99.500	100.250	99.500	6.101	4.229	4.943	29.360
Lebanon / 26-05-2023	USD	500.000	500.000	6.400	100.000	100.000	101.000	100.000	6.398	4.220	5.060	31.320
Lebanon / 22-04-2024	USD	700.000	700.000	6.650	100.000	100.920	101.500	100.920	6.486	4.279	5.560	38.480
Lebanon / 04-11-2024	USD	500.000	500.000	6.250	100.000	98.450	99.000	98.450	6.506	4.297	5.947	43.903
Lebanon / 03-12-2024	USD	250.000	250.000	7.000	100.000	102.350	102.750	102.350	6.608	4.398	5.907	43.634
Lebanon / 26-02-2025	USD	800.000	800.000	6.200	100.000	97.700	98.550	97.700	6.572	4.381	6.062	46.301
Lebanon / 12-06-2025	USD	800.000	800.000	6.250	100.000	97.875	98.875	97.875	6.583	4.383	6.339	49.880
Lebanon / 27-11-2026	USD	1600.000	1600.000	6.600	100.000	99.200	99.850	99.200	6.711	4.296	7.035	63.082
Lebanon / 29-11-2027	USD	1000.000	1000.000	6.750	100.000	99.740	100.400	99.740	6.783	4.346	7.491	72.650
Lebanon / 03-11-2028	USD	500.000	500.000	6.650	100.000	98.630	99.120	98.630	6.820	4.384	7.895	81.986
Lebanon / 25-05-2029	USD	1000.000	1000.000	6.850	100.000	99.500	100.500	99.500	6.909	4.503	8.113	87.210
Lebanon / 26-02-2030	USD	1400.000	1400.000	6.650	100.000	98.100	99.000	98.100	6.872	4.454	8.340	94.353
Lebanon / 22-04-2031	USD	300.000	300.000	7.000	100.000	99.370	100.600	99.370	7.069	4.647	8.731	104.820
Lebanon / 02-11-2035	USD	600.000	600.000	7.050	100.000	99.450	100.550	99.450	7.102	4.668	10.126	149.544
<b>Total Public Sector Eurobonds</b>	<b>USD</b>		<b>26,069,760</b>									

## Euro CDs

Not Available

## Lebanese Private Sector Eurobonds

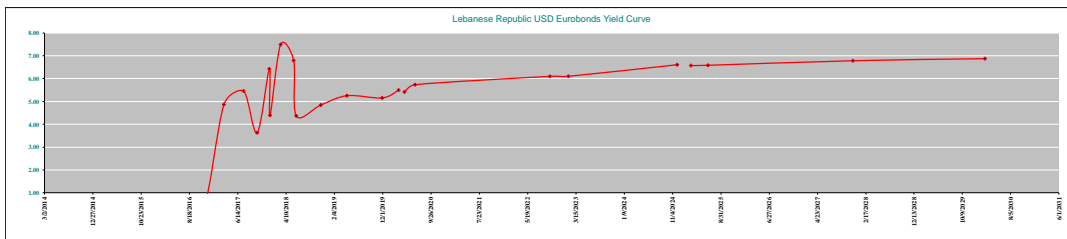
Maturity	Size MM	Type	Coupon	Issue P.	Bid \$	Ask \$	Mid. P	Yield	Spread	Duration	Convexity
Bank MED S.A.L./14-12-2017	USD 500	Euro CD	5.38	99.46	103.27	103.35	103.27	1.47	0.68	0.82	1.09
Bank BYBLOS S.A.L./21-06-2021	USD 300	Note	7.00	100.00	100.50	101.50	100.50	6.89	5.25	4.39	24.18

## World Yields in Native Terms

	O/N	3 Months	6 Months	9 Months	1 Year	2 Years	3 Years	5 Years	7 Years	10 Years	30 Years
EUR	-	-0.78	-0.85	-0.77	-0.80	-0.77	-0.74	-0.39	-0.11	0.38	1.17
U.S.A	-	0.54	0.63	--	0.79	1.17	1.43	1.87	2.20	2.43	3.07
U.K	-	0.21	0.26	--	0.08	0.09	0.18	0.51	0.86	1.31	2.00
Japan	-	-0.27	-0.30	-0.25	-0.29	-0.21	-0.14	-0.08	0.02	0.10	0.91

Libor	USD	EUR	JPY	GBP
1 Month	0.78	-0.38	-0.01	0.26
2 Months	0.84	-0.36	-0.02	0.31
3 Months	1.04	-0.34	0.00	0.35
6 Months	1.34	-0.24	0.03	0.53
1 Year	1.71	-0.11	0.13	0.76

Spot Rates	Bid	Ask
Lebanese Pound	1506.50	1511.50
Euro	1.0675	1.0676
British Sterling Pound	1.2364	1.2368
Japanese Yen	112.3800	112.4000
Gold	1250.32	1250.40



Disclaimer: The Capital Markets Authority (CMA) publishes reports for general information purposes only. However, under no circumstances the CMA will accept any responsibility or liability in connection with the use of the information provided in these reports or on this website.