

## DAILY REPORT

Beirut Stock Exchange  
Equity Market

Prices and Indices as at the closing of:

3-Mar-17

Listed Companies	Listed Shares MM	Market Cap. (In MM \$)	Total Ordinary Shares MM	Preferred Shares MM	Preferred Shares Issue Price \$	Total Market Cap. (In MM \$)	Cur.	Traded Volume	Traded Value	Closing Price	Open Price	High Price	Low Price	Previous Price
SOLIDERE A	100.00	913.00	100.00			913.00	USD	18,412	166,607	9.130	9.000	9.220	9.000	9.000
SOLIDERE B	65.00	585.00	65.00			585.00	USD	19,252	172,406	9.000	8.920	9.000	8.920	9.000
BQ.LIB. POUR LE COMMERCE	51.03	50.52	152.70			151.17	USD	-	-	0.990	0.000	0.000	0.000	0.990
BQ.LIB. POUR LE COMMERCE PEF. "B"	0.55	55.00		0.55		55.00	USD	-	-	100.000	0.000	0.000	0.000	100.000
BQ.LIB. POUR LE COMMERCE PEF. "C"	0.35	35.00		0.35		35.00	USD	-	-	100.000	0.000	0.000	0.000	100.000
BQ.LIB. POUR LE COMMERCE PEF. "D"	0.75	75.00		0.75		75.00	USD	-	-	100.000	0.000	0.000	0.000	100.000
BANQUE AUDI	399.75	2698.31	399.75			2698.31	USD	12,500	84,375	6.750	6.750	6.750	6.750	6.760
BANQUE AUDI GDR	116.24	774.15				774.15	USD	-	-	6.660	0.000	0.000	0.000	6.660
BANQUE AUDI PREFERRED "E"	1.50	153.75		1.50	100.00	153.75	USD	-	-	102.500	0.000	0.000	0.000	102.500
BANQUE AUDI PREFERRED "G"	1.50	153.75		1.50	100.00	153.75	USD	-	-	102.500	0.000	0.000	0.000	102.500
BANQUE AUDI PREFERRED "H"	0.75	76.73		0.75	100.00	76.73	USD	-	-	102.300	0.000	0.000	0.000	102.300
BANQUE AUDI PREFERRED "I"	2.50	253.00		2.50	100.00	253.00	USD	-	-	101.200	0.000	0.000	0.000	101.200
BANK OF BEIRUT	16.82	316.26	50.47			948.79	USD	-	-	18.800	0.000	0.000	0.000	18.800
BANK OF BEIRUT PRIORITY	4.76	100.00				100.00	USD	-	-	21.000	0.000	0.000	0.000	21.000
BANK OF BEIRUT PREFERRED SHARES "H"	5.40	141.75		5.40	25.00	141.75	USD	-	-	26.250	0.000	0.000	0.000	26.250
BANK OF BEIRUT PREFERRED SHARES "I"	5.00	131.25		5.00	25.00	131.25	USD	-	-	26.250	0.000	0.000	0.000	26.250
BANK OF BEIRUT PREFERRED SHARES "J"	3.00	78.75		3.00	25.00	78.75	USD	-	-	26.250	0.000	0.000	0.000	26.250
BANK OF BEIRUT PREFERRED SHARES "K"	4.00	100.00		4.00	25.00	100.00	USD	-	-	25.250	0.000	0.000	0.000	25.250
BYBLOS BANK	565.52	972.69	565.52			972.69	USD	-	-	1.720	0.000	0.000	0.000	1.720
BYBLOS BANK GDR	1.31	104.73				104.73	USD	-	-	80.000	0.000	0.000	0.000	80.000
BYBLOS BANK PREFERRED SHARES 2008	2.00	204.20		2.00	100.00	204.20	USD	-	-	102.100	0.000	0.000	0.000	102.100
BYBLOS BANK PREFERRED SHARES 2009	2.00	211.00		2.00	96.00	211.00	USD	-	-	105.500	0.000	0.000	0.000	105.500
BQ.EUROPEENNE PR.M.O	51.40	87.38	62.00			105.40	USD	-	-	1.700	0.000	0.000	0.000	1.700
BQ.EUROPEENNE PR.M.O PREFERRED 2013	0.35	34.91		0.35	100.00	34.91	USD	-	-	99.750	0.000	0.000	0.000	99.750
BLOM BANK GDR	73.90	942.17				942.17	USD	-	-	12.750	0.000	0.000	0.000	12.750
BLOM BANK	215.00	2515.50	215.00			2515.50	USD	1,050	12,285	11.700	11.700	11.700	11.700	11.700
BLOM BANK PREFERRED 2011	20.00	206.00		20.00	10.00	206.00	USD	22,921	236,086	10.300	10.300	10.300	10.300	10.300
RASAMNY-YOUNIS MOTORS CO	10.92	35.49	27.30			88.73	USD	-	-	3.250	0.000	0.000	0.000	3.250
HOLCIM Liban	19.52	245.90	19.52			245.90	USD	-	-	12.600	0.000	0.000	0.000	12.600
STE DES CEMENTS BLANCS B	6.00	17.40	6.00			17.40	USD	-	-	2.900	0.000	0.000	0.000	2.900
STE DES CEMENTS BLANCS N	3.00	4.71	3.00			4.71	USD	-	-	1.570	0.000	0.000	0.000	1.570
<b>TOTAL EXECUTED</b>	<b>1,749.81</b>	<b>12,273.30</b>	<b>1,666.25</b>	<b>49.65</b>		<b>13,077.73</b>		<b>74,135</b>	<b>\$671,759</b>					

Official USD Closing 1507.5

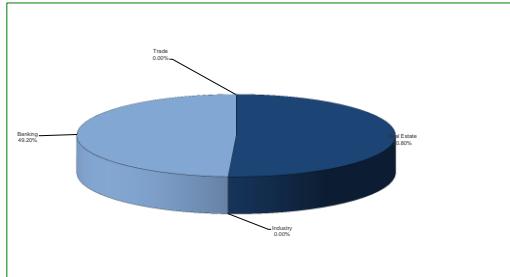
## Lebanese Global Depository Receipts

	Shares MM	Bid \$	Ask \$	Mid Price \$
BLOM Bank	73.90	12.65	12.80	12.73
Byblos Bank	1.31	78.00	0.00	78.00
Solidere	9.09	9.06	9.30	9.18
Audi Bank	116.24	6.61	6.88	6.75

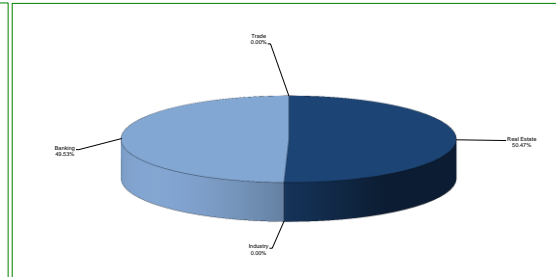
## BDL Market Value Weighted Index

	Value	Previous Value	%of change
BDL STOCKS INDEX	102.79	102.13	0.64%
Number of Transactions	31		

Beirut Stock Exchange Daily Trading Volume



Beirut Stock Exchange Daily Trading Value \$



Disclaimer: The Capital Markets Authority (CMA) publishes reports for general information purposes only. However, under no circumstances the CMA will accept any responsibility or liability in connection with the use of the information provided in these reports or on this website.



## Lebanese Public Sector Eurobonds

Luxembourg Stock Exchange

Prices and yields as at the closing of :

3-Mar-17

Maturity	Currency	Issued Amount (MM)	Outstanding Amount (MM)	Coupon	Issue P.	Bid \$	Ask \$	Mid. P	Yield	Spread	Duration	Convexity
Lebanon / 20-03-2017	USD	1500.000	1500.000	9.000	100.000	100.200	100.500	100.200	6.000	0.000	0.000	0.000
Lebanon / 20-07-2017	USD	300.000	150.000	3.750	100.000	99.750	100.000	99.750	4.416	3.561	0.364	0.265
Lebanon / 12-10-2017	USD	775.000	775.000	5.000	100.000	100.900	101.630	100.900	3.459	2.628	0.577	0.623
Lebanon / 27-12-2017	USD	950.000	195.000	5.000	100.000	99.625	99.875	99.625	5.682	4.481	0.535	0.605
Lebanon / 31-12-2017	USD	2007.511	602.253	4.000	100.000	99.750	100.750	99.750	4.446	3.320	0.549	0.632
Lebanon / 07-03-2018	USD	700.000	245.000	5.000	100.000	98.750	100.750	98.750	6.742	5.344	0.724	0.937
Lebanon / 27-05-2018	USD	200.000	70.000	5.000	100.000	98.750	100.750	98.750	6.802	5.086	0.687	0.965
Lebanon / 12-06-2018	USD	700.000	700.000	5.150	100.000	101.250	103.250	101.250	4.120	3.121	1.207	2.080
Lebanon / 12-11-2018	USD	1025.000	1025.000	5.150	100.000	100.827	101.759	100.827	4.629	3.306	1.573	3.322
Lebanon / 28-11-2018	EUR	445.000	445.000	5.350	100.000	103.750	104.750	103.750	3.080	3.894	1.634	4.303
Lebanon / 23-04-2019	USD	500.000	500.000	6.750	100.000	101.375	103.375	101.375	4.809	3.481	1.957	4.960
Lebanon / 20-05-2019	USD	650.000	650.000	6.000	100.000	102.150	103.300	102.150	4.953	3.628	2.017	5.230
Lebanon / 28-11-2019	USD	1500.000	1500.000	5.450	100.000	101.200	101.700	101.200	4.970	3.361	2.474	7.632
Lebanon / 09-03-2020	USD	1200.000	1200.000	6.375	100.000	102.875	103.875	102.875	5.327	3.723	2.636	8.778
Lebanon / 14-04-2020	USD	700.000	700.000	5.800	100.000	100.850	102.000	100.850	5.496	3.889	2.750	9.412
Lebanon / 19-06-2020	USD	600.000	600.000	6.150	100.000	101.875	102.875	101.875	5.515	3.898	2.912	10.430
Lebanon / 12-04-2021	USD	2092.469	2092.469	8.250	100.000	109.348	110.282	109.348	5.659	3.627	3.390	14.461
Lebanon / 27-05-2022	USD	500.000	500.000	6.250	100.000	100.625	101.625	100.625	6.106	4.056	4.336	22.920
Lebanon / 04-10-2022	USD	1540.000	1540.000	6.100	100.000	100.610	101.390	100.610	5.969	3.931	4.589	25.699
Lebanon / 27-01-2023	USD	1100.000	1100.000	6.000	100.000	99.800	100.050	99.800	6.039	4.003	4.869	28.590
Lebanon / 26-05-2023	USD	500.000	500.000	6.400	100.000	100.750	101.750	100.750	6.250	3.904	4.993	30.600
Lebanon / 22-04-2024	USD	700.000	700.000	6.650	100.000	101.290	101.630	101.290	6.420	4.089	5.488	37.640
Lebanon / 04-11-2024	USD	500.000	500.000	6.250	100.000	98.500	99.400	98.500	6.500	4.173	5.875	43.010
Lebanon / 03-12-2024	USD	250.000	250.000	7.000	100.000	102.531	103.458	102.531	6.575	4.247	5.838	42.788
Lebanon / 26-02-2025	USD	800.000	800.000	6.200	100.000	97.550	98.250	97.550	6.600	4.257	6.174	46.750
Lebanon / 12-06-2025	USD	800.000	800.000	6.250	100.000	97.250	98.250	97.250	6.687	4.359	6.254	48.780
Lebanon / 27-11-2026	USD	1600.000	1600.000	6.600	100.000	98.500	99.250	98.500	6.812	4.312	6.948	61.826
Lebanon / 29-11-2027	USD	1000.000	1000.000	6.750	100.000	98.940	99.200	98.940	6.890	4.396	7.394	71.180
Lebanon / 03-11-2028	USD	500.000	500.000	6.650	100.000	98.200	98.550	98.200	6.876	4.383	7.807	80.579
Lebanon / 25-05-2029	USD	1000.000	1000.000	6.850	100.000	99.250	100.250	99.250	6.940	4.432	8.031	85.850
Lebanon / 26-02-2030	USD	1400.000	1400.000	6.650	100.000	98.350	98.950	98.350	6.844	4.338	8.547	96.250
Lebanon / 22-04-2031	USD	300.000	300.000	7.000	100.000	99.330	100.420	99.330	7.075	4.567	8.652	103.410
Lebanon / 02-11-2035	USD	600.000	600.000	7.050	100.000	99.100	100.170	99.100	7.137	4.647	10.034	147.632
<b>Total Public Sector Eurobonds</b>	<b>USD</b>		<b>26,064,909</b>									

## Euro CDs

Not Available

## Lebanese Private Sector Eurobonds

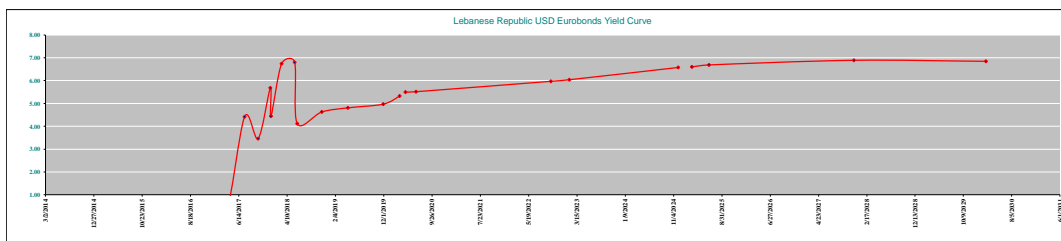
Maturity	Size MM	Type	Coupon	Issue P.	Bid \$	Ask \$	Mid. P	Yield	Spread	Duration	Convexity
Bank MED S.A.L./14-12-2017	USD 500	Euro CD	5.38	99.46	102.94	103.02	102.94	1.53	0.54	0.75	0.95
Bank BYBLOS S.A.L./21-06-2021	USD 300	Note	7.00	100.00	101.72	102.09	101.72	6.53	4.50	3.62	16.10

## World Yields in Native Terms

	O/N	3 Months	6 Months	9 Months	1 Year	2 Years	3 Years	5 Years	7 Years	10 Years	30 Years
EUR	-	-0.89	-0.88	-0.89	-0.86	-0.82	-0.73	-0.44	-0.17	0.35	1.14
U.S.A	-	0.66	0.82	--	0.96	1.32	1.60	2.03	2.32	2.49	3.07
U.K	-	0.21	0.26	--	0.10	0.08	0.22	0.57	0.82	1.18	1.78
Japan	-	-0.35	-0.24	-0.19	-0.31	-0.29	-0.19	-0.15	-0.06	0.07	0.86

Libor	USD	EUR	JPY	GBP
1 Months	0.83	-0.39	-0.05	0.26
2 Months	0.91	-0.37	-0.03	0.31
3 Months	1.10	-0.36	-0.01	0.35
6 Months	1.42	-0.25	0.02	0.50
1 Year	1.80	-0.12	0.13	0.72

Spot Rates	Bid	Ask
Lebanese Pound	1505.50	1510.50
Euro	1.0566	1.0567
British Sterling Pound	1.2234	1.2239
Japanese Yen	114.3200	114.3500
Gold	1228.66	1228.78



Disclaimer: The Capital Markets Authority (CMA) publishes reports for general information purposes only. However, under no circumstances the CMA will accept any responsibility or liability in connection with the use of the information provided in these reports or on this website.