

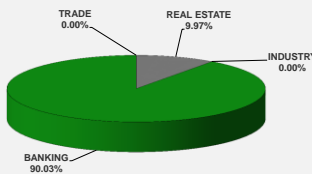
LISTED COMPANIES	LISTED SHARES	MARKET CAP.	TOTAL ORDINARY SHARES	PREFERRED SHARES	PREFERRED SHARES ISSUE PRICE	TOTAL MARKET CAP.	CUR.	TRADED VOLUME	TRADED VALUE	CLOSING PRICE	OPEN PRICE	HIGH PRICE	LOW PRICE	PREVIOUS PRICE
	(MM)	(MM \$)	(MM)	(MM)	USD	(MM \$)			USD					
SOLIDERE A	100.00	884.00	100.00			884.00	USD	10,870	96,459	8.84	8.91	8.98	8.75	8.90
SOLIDERE B	65.00	584.35	65.00			584.35	USD	528	4,748	8.99	8.99	9.00	8.99	8.78
BQ.LIB. POUR LE COMMERCE	51.03	50.52	152.70			151.17	USD	-	-	0.99	-	-	-	0.99
BQ.LIB. POUR LE COMMERCE PRAF. "B"	0.55	55.00		0.55		55.00	USD	-	-	100.00	-	-	-	100.00
BQ.LIB. POUR LE COMMERCE PRAF. "C"	0.35	35.00		0.35		35.00	USD	-	-	100.00	-	-	-	100.00
BQ.LIB. POUR LE COMMERCE PRAF. "D"	0.75	75.00		0.75		75.00	USD	-	-	100.00	-	-	-	100.00
BANQUE AUDI	399.75	2758.27	399.75			2758.27	USD	-	-	6.90	-	-	-	6.90
BANQUE AUDI GDR	116.24	790.42				790.42	USD	-	-	6.80	-	-	-	6.80
BANQUE AUDI PREFERRED "F"	1.50	153.75		1.50	100.00	153.75	USD	-	-	102.50	-	-	-	102.50
BANQUE AUDI PREFERRED "G"	1.50	153.75		1.50	100.00	153.75	USD	-	-	102.50	-	-	-	102.50
BANQUE AUDI PREFERRED "H"	0.75	76.73		0.75	100.00	76.73	USD	-	-	102.30	-	-	-	102.30
BANQUE AUDI PREFERRED "I"	2.50	253.00		2.50	100.00	253.00	USD	-	-	101.20	-	-	-	101.20
BANK OF BEIRUT	16.82	316.26	50.47			948.79	USD	-	-	18.80	-	-	-	18.80
BANK OF BEIRUT PRIORITY	4.76	100.00				100.00	USD	-	-	21.00	-	-	-	21.00
BANK OF BEIRUT PREFERRED SHARES "H"	5.40	141.75		5.40	25.00	141.75	USD	-	-	26.25	-	-	-	26.25
BANK OF BEIRUT PREFERRED SHARES "I"	5.00	131.25		5.00	25.00	131.25	USD	-	-	26.25	-	-	-	26.25
BANK OF BEIRUT PREFERRED SHARES "J"	3.00	78.75		3.00	25.00	78.75	USD	-	-	26.25	-	-	-	26.25
BANK OF BEIRUT PREFERRED SHARES "K"	4.00	101.00		4.00	25.00	101.00	USD	-	-	25.25	-	-	-	25.25
BYBLOS BANK	565.52	955.72	565.52			955.72	USD	-	-	1.69	-	-	-	1.69
BYBLOS BANK GDR	1.31	104.73				104.73	USD	-	-	80.00	-	-	-	80.00
BYBLOS BANK PREFERRED SHARES 2008	2.00	206.00		2.00	100.00	206.00	USD	-	-	103.00	-	-	-	103.00
BYBLOS BANK PREFERRED SHARES 2009	2.00	207.00		2.00	96.00	207.00	USD	-	-	103.50	-	-	-	103.50
BQ.EUROPEENNE PR.M.O	51.40	86.87	62.00			104.78	USD	-	-	1.69	-	-	-	1.69
BQ.EUROPEENNE PR.M.O PREFERRED 201	0.35	34.91		0.35	100.00	34.91	USD	-	-	99.75	-	-	-	99.75
BLOM BANK GDR	73.90	929.61				929.61	USD	1,900	23,905	12.58	12.60	12.60	12.55	12.80
BLOM BANK	215.00	2580.00	215.00			2580.00	USD	101,000	1,212,000	12.00	12.00	12.00	12.00	12.10
BLOM BANK PREFERRED 2011	20.00	207.00		20.00	10.00	207.00	USD	-	-	10.35	-	-	-	10.35
RASAMNY-YOUNIS MOTORS CO	10.92	35.49	27.30			88.73	USD	-	-	3.25	-	-	-	3.25
HOLCIM Liban	19.52	228.53	19.52			228.53	USD	-	-	11.71	-	-	-	11.71
STE DES CIMENTS BLANCS B	6.00	18.84	6.00			18.84	USD	-	-	3.14	-	-	-	3.14
STE DES CIMENTS BLANCS N	3.00	4.71	3.00			4.71	USD	-	-	1.57	-	-	-	1.57

TOTAL EXECUTED 1,749.81 12,338.21 1,666.25 13,142.53 114,298 \$1,337,112

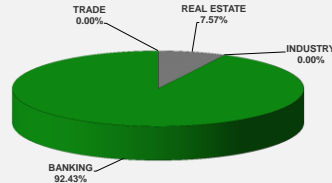
Official USD Closing 1507.5

LEBANESE GLOBAL DEPOSITARY RECEIPTS	SHARES MM	BID \$	ASK \$	MID PRICE \$	STOCK INDEX	VALUE	PREVIOUS VALUE	% OF CHANGE
BLOM BANK	73.90	0.00	12.70	12.70	MARKET VALUE WEIGHTED INDEX	101.76	101.64	0.12%
BYBLOS BANK	1.31	82.50	0.00	82.50	NUMBER OF TRANSACTIONS			
SOLIDERE	9.09	8.80	9.15	8.98				
AUDI BANK	116.24	6.80	6.90	6.85				

BEIRUT STOCK EXCHANGE DAILY TRADING VOLUME



BEIRUT STOCK EXCHANGE DAILY TRADING VALUE \$



Disclaimer: The Capital Markets Authority (CMA) publishes reports for general information purposes only. However, under no circumstances the CMA will accept any responsibility or liability in connection with the use of the information provided in these reports or on this website.

MATURITY	CURRENCY	ISSUED AMMOUNT (MM)	OUTSTANDING AMOUNT (MM)	COUPON	ISSUE P.	BID\$	ASK\$	MID. P	YIELD	SPREAD	DURATION	CONVEXITY
Lebanon / 20-07-2017	USD	300.00	75.00	3.750	100.000	99.750	100.000	99.750	4.623	3.800	0.275	0.151
Lebanon / 12-10-2017	USD	775.00	775.00	5.000	100.000	100.620	100.750	100.620	3.750	2.826	0.485	0.479
Lebanon / 27-12-2017	USD	950.00	65.00	5.000	100.000	99.625	99.875	99.625	5.815	4.598	0.445	0.474
Lebanon / 31-12-2017	USD	2,007.51	200.75	4.000	100.000	99.600	100.850	99.600	4.857	3.618	0.460	0.497
Lebanon / 07-03-2018	USD	700.00	70.00	5.000	100.000	98.750	100.750	98.750	6.972	5.412	0.635	0.772
Lebanon / 27-05-2018	USD	200.00	30.00	5.000	100.000	98.750	100.750	98.750	7.066	5.134	0.598	0.806
Lebanon / 12-06-2018	USD	700.00	700.00	5.150	100.000	101.500	103.500	101.500	3.824	2.802	1.119	1.830
Lebanon / 12-11-2018	USD	1,025.00	1,025.00	5.150	100.000	101.349	102.047	101.349	4.260	3.016	1.486	3.013
Lebanon / 28-11-2018	EUR	445.00	445.00	5.350	100.000	103.770	104.730	103.770	2.944	3.748	1.545	3.937
Lebanon / 23-04-2019	USD	500.00	500.00	6.750	100.000	102.125	104.125	102.125	4.397	3.155	1.872	4.590
Lebanon / 20-05-2019	USD	650.00	650.00	6.000	100.000	103.050	104.200	103.050	4.467	3.227	1.933	4.860
Lebanon / 28-11-2019	USD	1,500.00	1,500.00	5.450	100.000	102.250	102.800	102.250	4.531	3.082	2.392	7.190
Lebanon / 09-03-2020	USD	1,200.00	1,200.00	6.375	100.000	104.500	105.300	104.500	4.702	3.254	2.638	8.585
Lebanon / 14-04-2020	USD	700.00	700.00	5.800	100.000	102.500	102.700	102.500	4.897	3.447	2.669	8.932
Lebanon / 19-06-2020	USD	600.00	600.00	6.150	100.000	103.270	103.730	103.270	5.025	3.590	2.830	9.920
Lebanon / 12-04-2021	USD	2,092.47	2,092.47	8.250	100.000	110.834	111.592	110.834	5.218	3.356	3.313	13.905
Lebanon / 27-05-2022	USD	500.00	500.00	6.250	100.000	103.000	104.000	103.000	5.568	3.725	4.269	22.300
Lebanon / 04-10-2022	USD	1,540.00	1,540.00	6.100	100.000	102.250	104.400	102.250	5.617	3.755	4.522	25.048
Lebanon / 27-01-2023	USD	1,100.00	1,100.00	6.000	100.000	102.140	102.360	102.140	5.561	3.693	4.802	27.900
Lebanon / 26-05-2023	USD	500.00	500.00	6.400	100.000	103.000	104.000	103.000	5.809	3.678	4.929	29.910
Lebanon / 22-04-2024	USD	700.00	700.00	6.650	100.000	103.250	103.630	103.250	6.075	3.921	5.425	36.900
Lebanon / 04-11-2024	USD	500.00	538.47	6.250	100.000	100.250	100.750	100.250	6.207	4.054	5.808	42.170
Lebanon / 03-12-2024	USD	250.00	250.00	7.000	100.000	104.150	104.820	104.150	6.306	4.151	5.771	41.952
Lebanon / 26-02-2025	USD	800.00	800.00	6.200	100.000	100.100	100.600	100.100	6.182	4.025	6.119	46.016
Lebanon / 12-06-2025	USD	800.00	800.00	6.250	100.000	100.000	101.000	100.000	6.248	4.101	6.207	48.130
Lebanon / 27-11-2026	USD	1,600.00	1,600.00	6.600	100.000	101.750	102.300	101.750	6.353	4.002	6.919	61.336
Lebanon / 23-03-2027	USD	1,250.00	1,250.00	6.850	100.000	103.000	103.370	103.000	6.437	4.088	7.169	65.092
Lebanon / 29-11-2027	USD	1,000.00	1,000.00	6.750	100.000	101.620	102.200	101.620	6.535	4.186	7.367	70.700
Lebanon / 03-11-2028	USD	500.00	893.20	6.650	100.000	100.000	100.500	100.000	6.649	4.305	7.764	79.841
Lebanon / 25-05-2029	USD	1,000.00	1,000.00	6.850	100.000	101.000	102.000	101.000	6.727	4.369	7.988	85.090
Lebanon / 26-02-2030	USD	1,400.00	1,400.00	6.650	100.000	99.900	100.600	99.900	6.661	4.306	8.502	95.414
Lebanon / 22-04-2031	USD	300.00	300.00	7.000	100.000	100.750	101.750	100.750	6.915	4.557	8.607	102.590
Lebanon / 23-03-2032	USD	1,000.00	1,000.00	7.000	100.000	101.860	102.040	101.860	6.799	4.458	9.215	115.538
Lebanon / 02-11-2035	USD	600.00	600.00	7.050	100.000	100.800	101.170	100.800	6.972	4.621	10.007	147.120
Lebanon / 23-03-2037	USD	750.00	750.00	7.250	100.000	101.710	102.340	101.710	7.088	4.085	10.526	162.043
TOTAL PUBLIC SECTOR EUROBONDS		30,464.350	27,179.25									

EURO CDS

Not Available

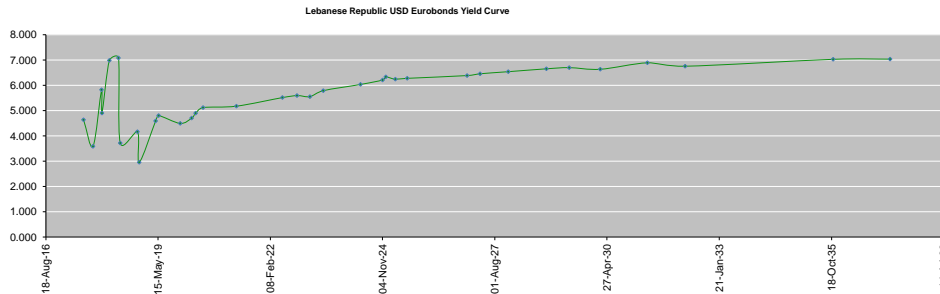
LEBANESE PRIVATE SECTOR EUROBONDS

MATURITY	SIZE MM	TYPE	COUPON	Issue P.	BID \$	Ask \$	MID. P	YIELD	SPREAD	DURATION	CONVEXITY
BANK MED S.A.L/14-12-2017	USD 500	Euro CD	5.38	99.46	102.62	102.69	102.62	1.49	0.56	0.66	0.77
BANK BYBLOS S.A.L/21-06-2021	USD 300	Note	7	100	102.32	102.69	102.32	6.36	4.50	3.54	15.46

World Yields in Native Terms	O/N	3 Months	6 Months	9 Months	1 Year	2 Years	3 Years	5 Years	7 Years	10 Years	30 Years
EUR	-	-0.88	-0.88	-0.88	-0.77	-0.78	-0.71	-0.45	-0.22	0.26	1.04
U.S.A	-	0.80	0.92	--	1.03	1.25	1.45	1.86	2.15	2.34	3.00
U.K	-	0.17	0.20	--	0.14	0.13	0.23	0.55	0.77	1.09	1.70
Japan	-	-0.14	-0.16	-0.15	-0.22	-0.20	-0.17	-0.13	-0.05	0.06	0.84

Libor	USD	EUR	JPY	GBP
1 Months	0.99	-0.40	0.01	0.26
2 Months	1.03	-0.37	0.03	0.30
3 Months	1.15	-0.36	0.04	0.34
6 Months	1.42	-0.25	0.05	0.49
1 Year	1.80	-0.13	0.15	0.71

Spot Rates	Bid	Ask
Lebanese Pound	1506.50	1511.50
Euro	1.07	1.0661
British Sterling Pound	1.25	1.2473
Japanese Yen	110.86	110.8700
Gold	1253.20	1253.95



Disclaimer: The Capital Markets Authority (CMA) publishes reports for general information purposes only. However, under no circumstances the CMA will accept any responsibility or liability in connection with the use of the information provided in these reports or on this website.

Contact us by email: research@cma.gov.lb