

DAILY REPORT

Beirut Stock Exchange
Equity Market

Prices and Indices as at the closing of:

9-Mar-17

Listed Companies	Listed Shares MM	Market Cap. (In MM \$)	Total Ordinary Shares MM	Preferred Shares MM	Preferred Shares Issue Price \$	Total Market Cap. (In MM \$)	Cur.	Traded Volume	Traded Value	Closing Price	Open Price	High Price	Low Price	Previous Price
SOLIDERE A	100.00	921.00	100.00			921.00	USD	17,464	159,514	9.210	9.010	9.250	9.010	9.020
SOLIDERE B	65.00	591.50	65.00			591.50	USD	1,775	16,154	9.100	9.120	9.120	8.830	8.940
BQ.LIB. POUR LE COMMERCE	51.03	50.52	152.70			151.17	USD	-	-	0.990	0.000	0.000	0.000	0.990
BQ.LIB. POUR LE COMMERCE PREF. "B"	0.55	55.00		0.55		55.00	USD	-	-	100.000	0.000	0.000	0.000	100.000
BQ.LIB. POUR LE COMMERCE PREF. "C"	0.35	35.00		0.35		35.00	USD	-	-	100.000	0.000	0.000	0.000	100.000
BQ.LIB. POUR LE COMMERCE PREF. "D"	0.75	75.00		0.75		75.00	USD	-	-	100.000	0.000	0.000	0.000	100.000
BANQUE AUDI	399.75	2718.29	399.75			2718.29	USD	-	-	6.800	0.000	0.000	0.000	6.800
BANQUE AUDI GDR	116.24	784.61				784.61	USD	-	-	6.750	0.000	0.000	0.000	6.750
BANQUE AUDI PREFERRED "F"	1.50	153.75		1.50	100.00	153.75	USD	-	-	102.500	0.000	0.000	0.000	102.500
BANQUE AUDI PREFERRED "G"	1.50	153.75		1.50	100.00	153.75	USD	-	-	102.500	0.000	0.000	0.000	102.500
BANQUE AUDI PREFERRED "H"	0.75	76.73		0.75	100.00	76.73	USD	-	-	102.300	0.000	0.000	0.000	102.300
BANQUE AUDI PREFERRED "I"	2.50	253.00		2.50	100.00	253.00	USD	-	-	101.200	0.000	0.000	0.000	101.200
BANK OF BEIRUT	16.82	316.26	50.47			948.79	USD	-	-	18.800	0.000	0.000	0.000	18.800
BANK OF BEIRUT PRIORITY	4.76	100.00				100.00	USD	-	-	21.000	0.000	0.000	0.000	21.000
BANK OF BEIRUT PREFERRED SHARES "H"	5.40	141.75		5.40	25.000	141.75	USD	-	-	26.250	0.000	0.000	0.000	26.250
BANK OF BEIRUT PREFERRED SHARES "I"	5.00	131.25		5.00	25.000	131.25	USD	-	-	26.250	0.000	0.000	0.000	26.250
BANK OF BEIRUT PREFERRED SHARES "J"	3.00	78.75		3.00	25.000	78.75	USD	-	-	26.250	0.000	0.000	0.000	26.250
BANK OF BEIRUT PREFERRED SHARES "K"	4.00	100.00		4.00	25.000	100.00	USD	-	-	25.250	0.000	0.000	0.000	25.250
BYBLOS BANK	565.52	984.00	565.52			984.00	USD	-	-	1.740	0.000	0.000	0.000	1.740
BYBLOS BANK GDR	1.31	104.73				104.73	USD	-	-	80.000	0.000	0.000	0.000	80.000
BYBLOS BANK PREFERRED SHARES 2008	2.00	204.20		2.00	100.000	204.20	USD	-	-	102.100	0.000	0.000	0.000	102.100
BYBLOS BANK PREFERRED SHARES 2009	2.00	207.00		2.00	96.000	207.00	USD	-	-	103.500	0.000	0.000	0.000	103.500
BQ.EUROPEENNE PR.MO	51.40	87.38	62.00			105.40	USD	-	-	1.700	0.000	0.000	0.000	1.700
BQ.EUROPEENNE PR.MO PREFERRED 2013	0.35	34.91		0.35	100.000	34.91	USD	-	-	99.750	0.000	0.000	0.000	99.750
BLOM BANK GDR	73.90	934.78				934.78	USD	-	-	12.650	0.000	0.000	0.000	12.650
BLOM BANK	215.00	2569.25	215.00			2569.25	USD	-	-	11.950	0.000	0.000	0.000	11.950
BLOM BANK PREFERRED 2011	20.00	206.00		20.00	10.000	206.00	USD	-	-	10.300	0.000	0.000	0.000	10.300
RASAMNY-YOUNIS MOTORS CO	10.92	35.49	27.30			88.73	USD	-	-	3.250	0.000	0.000	0.000	3.250
HOLCIM Liban	19.52	245.90	19.52			245.90	USD	-	-	12.600	0.000	0.000	0.000	12.600
STE DES CEMENTS BLANCS B	6.00	17.40	6.00			17.40	USD	-	-	2.900	0.000	0.000	0.000	2.900
STE DES CEMENTS BLANCS N	3.00	4.71	3.00			4.71	USD	-	-	1.570	0.000	0.000	0.000	1.570
TOTAL EXECUTED	1,749.81	12,371.92	1,666.25	49.65		13,176.35		19,239	\$175,668					

Official USD Closing 1507.5

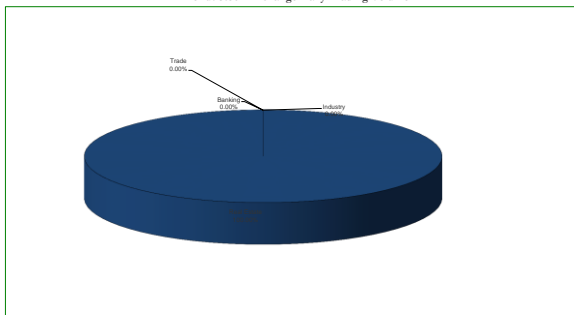
Lebanese Global Depository Receipts

	Shares MM	Bid \$	Ask \$	Mid Price \$
BLOM Bank	73.90	12.75	12.80	12.78
Byblos Bank	1.31	78.00	0.00	78.00
Solidere	9.09	9.16	9.31	9.24
Audi Bank	116.24	6.65	6.70	6.68

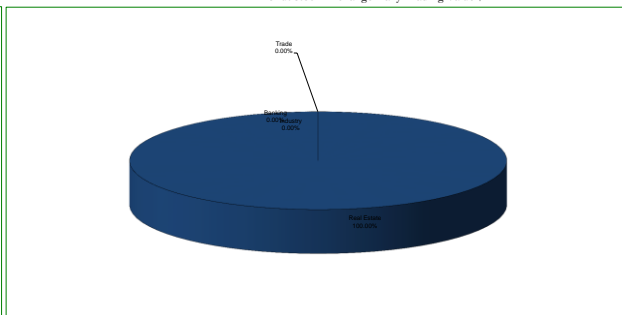
BDL Market Value Weighted Index

	Value	Previous Value	%of change
BDL STOCKS INDEX	103.74	102.22	1.49%
Number of Transactions	22		

Beirut Stock Exchange Daily Trading Volume



Beirut Stock Exchange Daily Trading Value \$





Lebanese Public Sector Eurobonds

Luxembourg Stock Exchange

Prices and yields as at the closing of :

9-Mar-17

Maturity	Currency	Issued Amount (MM)	Outstanding Amount (MM)	Coupon	Issue P.	Bid \$	Ask \$	Mid. P	Yield	Spread	Duration	Convexity
Lebanon / 20-03-2017	USD	1500.000	1500.000	9.000	100.000	100.100	100.458	100.100	0.000	0.000	0.000	0.000
Lebanon / 20-07-2017	USD	300.000	150.000	3.750	100.000	99.750	100.000	99.750	4.445	3.679	0.348	0.242
Lebanon / 12-10-2017	USD	775.000	775.000	5.000	100.000	100.870	101.500	100.870	3.468	2.593	0.560	0.596
Lebanon / 27-12-2017	USD	950.000	195.000	5.000	100.000	99.625	99.875	99.625	5.702	4.442	0.518	0.580
Lebanon / 31-12-2017	USD	2007.511	602.253	4.000	100.000	99.500	100.500	99.500	4.929	3.579	0.532	0.603
Lebanon / 07-03-2018	USD	700.000	245.000	5.000	100.000	98.750	100.750	98.750	6.779	5.315	0.708	0.905
Lebanon / 27-05-2018	USD	200.000	70.000	5.000	100.000	98.750	100.750	98.750	6.844	5.054	0.671	0.935
Lebanon / 12-06-2018	USD	700.000	700.000	5.150	100.000	101.125	103.125	101.125	4.209	3.171	1.190	2.030
Lebanon / 12-11-2018	USD	1025.000	1025.000	5.150	100.000	100.870	101.880	100.870	4.597	3.237	1.557	3.264
Lebanon / 28-11-2018	EUR	445.000	445.000	5.350	100.000	103.750	104.750	103.750	3.059	3.898	1.618	4.237
Lebanon / 23-04-2019	USD	500.000	500.000	6.750	100.000	101.125	101.625	101.125	4.929	3.567	1.936	4.860
Lebanon / 20-05-2019	USD	650.000	650.000	6.000	100.000	102.350	102.995	102.350	4.850	3.483	2.000	5.160
Lebanon / 28-11-2019	USD	1500.000	1500.000	5.450	100.000	100.895	101.355	100.895	5.089	3.423	2.456	7.533
Lebanon / 09-03-2020	USD	1200.000	1200.000	6.375	100.000	102.950	103.600	102.950	5.294	3.621	2.701	8.950
Lebanon / 14-04-2020	USD	700.000	700.000	5.800	100.000	101.300	101.750	101.300	5.336	3.662	2.735	9.319
Lebanon / 19-06-2020	USD	600.000	600.000	6.150	100.000	102.145	102.605	102.145	5.421	3.754	2.896	10.330
Lebanon / 12-04-2021	USD	2092.469	2092.469	8.250	100.000	108.672	109.713	108.672	5.829	3.718	3.369	14.311
Lebanon / 27-05-2022	USD	500.000	500.000	6.250	100.000	100.250	101.250	100.250	6.190	4.092	4.316	22.740
Lebanon / 04-10-2022	USD	1540.000	1540.000	6.100	100.000	100.400	101.390	100.400	6.013	3.903	4.571	25.534
Lebanon / 27-01-2023	USD	1100.000	1100.000	6.000	100.000	99.850	100.150	99.850	6.029	3.920	4.853	28.430
Lebanon / 26-05-2023	USD	500.000	500.000	6.400	100.000	100.000	101.000	100.000	6.398	4.004	4.969	30.350
Lebanon / 22-04-2024	USD	700.000	700.000	6.650	100.000	100.870	101.110	100.870	6.494	4.108	5.465	37.390
Lebanon / 04-11-2024	USD	500.000	500.000	6.250	100.000	98.400	98.850	98.400	6.517	4.116	5.854	42.760
Lebanon / 03-12-2024	USD	250.000	250.000	7.000	100.000	102.650	102.950	102.650	6.555	4.150	5.820	42.562
Lebanon / 26-02-2025	USD	800.000	800.000	6.200	100.000	97.450	98.100	97.450	6.617	4.212	6.156	46.522
Lebanon / 12-06-2025	USD	800.000	800.000	6.250	100.000	97.000	98.000	97.000	6.728	4.321	6.234	48.530
Lebanon / 27-11-2026	USD	1600.000	1600.000	6.600	100.000	97.770	98.230	97.770	6.917	4.338	6.914	61.371
Lebanon / 29-11-2027	USD	1000.000	1000.000	6.750	100.000	98.200	98.550	98.200	6.990	4.425	7.362	70.720
Lebanon / 03-11-2028	USD	500.000	500.000	6.650	100.000	97.150	97.600	97.150	7.011	4.431	7.766	79.944
Lebanon / 25-05-2029	USD	1000.000	1000.000	6.850	100.000	98.250	99.250	98.250	7.065	4.496	7.989	85.180
Lebanon / 26-02-2030	USD	1400.000	1400.000	6.650	100.000	97.145	97.605	97.145	6.988	4.415	8.495	95.384
Lebanon / 22-04-2031	USD	300.000	300.000	7.000	100.000	98.500	99.500	98.500	7.170	4.601	8.607	102.640
Lebanon / 02-11-2035	USD	600.000	600.000	7.050	100.000	98.350	98.930	98.350	7.211	4.632	9.972	146.321
Total Public Sector Eurobonds	USD		26,066.556									

Euro CDs

Not Available

Lebanese Private Sector Eurobonds

Maturity	Size MM	Type	Coupon	Issue P.	Bid \$	Ask \$	Mid. P	Yield	Spread	Duration	Convexity
Bank MED S.A.L./14-12-2017	USD 500	Euro CD	5.38	99.46	102.98	103.05	102.98	1.41	0.38	0.74	0.92
Bank BYBLOS S.A.L./21-06-2021	USD 300	Note	7.00	100.00	101.43	101.81	101.43	6.61	4.50	3.61	15.96

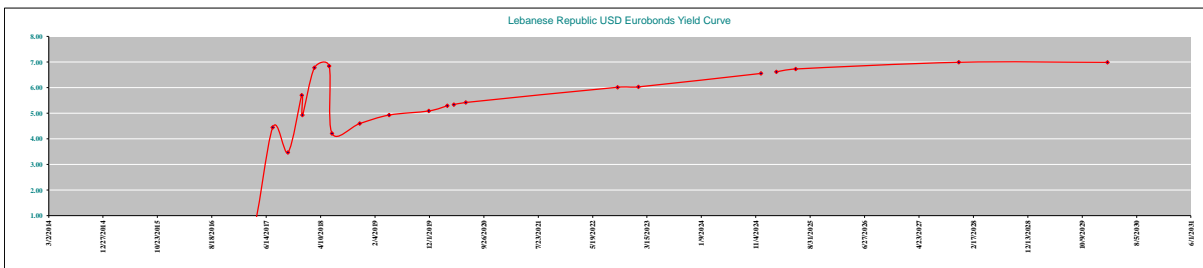
World Yields in Native Terms

	O/N	3 Months	6 Months	9 Months	1 Year	2 Years	3 Years	5 Years	7 Years	10 Years	30 Years
EUR	-	-0.92	-0.95	-0.90	-0.86	-0.83	-0.71	-0.38	-0.10	0.42	1.22
U.S.A	-	0.72	0.87	--	1.03	1.37	1.68	2.11	2.40	2.58	3.17
U.K	-	0.21	0.26	--	0.13	0.12	0.26	0.62	0.87	1.23	1.82
Japan	-	-0.39	-0.37	-0.24	-0.32	-0.26	-0.17	-0.12	-0.03	0.09	0.86

Libor	USD	EUR	JPY	GBP
1 Months	0.86	-0.40	-0.06	0.26
2 Months	0.93	-0.37	-0.03	0.31
3 Months	1.11	-0.36	-0.01	0.35
6 Months	1.42	-0.25	0.02	0.51
1 Year	1.80	-0.11	0.13	0.72

Spot Rates

	Bid	Ask
Lebanese Pound	1505.50	1510.50
Euro	1.0603	1.0605
British Sterling Pound	1.2191	1.2192
Japanese Yen	114.7800	114.8200
Gold	1207.56	1207.67



Disclaimer: The Capital Markets Authority (CMA) publishes reports for general information purposes only. However, under no circumstances the CMA will accept any responsibility or liability in connection with the use of the information provided in these reports or on this website.