

LISTED COMPANIES	LISTED SHARES	MARKET CAP.	TOTAL ORDINARY SHARES	PREFERRED SHARES	PREFERRED SHARES ISSUE PRICE	TOTAL MARKET CAP.	CUR.	TRADED VOLUME	TRADED VALUE	CLOSING PRICE	OPEN PRICE	HIGH PRICE	LOW PRICE	PREVIOUS PRICE
	(MM)	(MM \$)	(MM)	(MM)	USD	(MM \$)			USD					
SOLIDERE A	100.00	869.00	100.00			869.00	USD	87,294	765,522	8.69	8.80	8.81	8.65	8.82
SOLIDERE B	65.00	562.25	65.00			562.25	USD	5,431	47,072	8.65	8.72	8.73	8.65	8.76
BQ.LIB. POUR LE COMMERCE	51.03	50.52	152.70			151.17	USD	-	-	0.99	-	-	-	0.99
BQ.LIB. POUR LE COMMERCE PEF. "B"	0.55	55.00		0.55		55.00	USD	-	-	100.00	-	-	-	100.00
BQ.LIB. POUR LE COMMERCE PEF. "C"	0.35	35.00		0.35		35.00	USD	-	-	100.00	-	-	-	100.00
BQ.LIB. POUR LE COMMERCE PEF. "D"	0.75	75.00		0.75		75.00	USD	-	-	100.00	-	-	-	100.00
BANQUE AUDI	399.75	2678.32	399.75			2678.32	USD	6,330	42,411	6.70	6.70	6.70	6.70	6.90
BANQUE AUDI GDR	116.24	772.98				772.98	USD	2,000	13,300	6.65	6.65	6.65	6.65	6.80
BANQUE AUDI PREFERRED "F"	1.50	156.00		1.50	100.00	156.00	USD	-	-	104.00	-	-	-	104.00
BANQUE AUDI PREFERRED "G"	1.50	153.75		1.50	100.00	153.75	USD	-	-	102.50	-	-	-	102.50
BANQUE AUDI PREFERRED "H"	0.75	76.73		0.75	100.00	76.73	USD	-	-	102.30	-	-	-	102.30
BANQUE AUDI PREFERRED "I"	2.50	253.00		2.50	100.00	253.00	USD	-	-	101.20	-	-	-	101.20
BANK OF BEIRUT	16.82	316.26	50.47			948.79	USD	-	-	18.80	-	-	-	18.80
BANK OF BEIRUT PRIORITY	4.76	100.00				100.00	USD	-	-	21.00	-	-	-	21.00
BANK OF BEIRUT PREFERRED SHARES "H"	5.40	141.75		5.40	25.00	141.75	USD	-	-	26.25	-	-	-	26.25
BANK OF BEIRUT PREFERRED SHARES "I"	5.00	131.25		5.00	25.00	131.25	USD	11,380	298,725	26.25	26.25	26.25	26.25	26.25
BANK OF BEIRUT PREFERRED SHARES "J"	3.00	78.75		3.00	25.00	78.75	USD	-	-	26.25	-	-	-	26.25
BANK OF BEIRUT PREFERRED SHARES "K"	4.00	101.00		4.00	25.00	101.00	USD	-	-	25.25	-	-	-	25.25
BYBLOS BANK	565.52	967.03	565.52			967.03	USD	24,076	41,129	1.71	1.72	1.72	1.70	1.69
BYBLOS BANK GDR	1.31	104.73				104.73	USD	-	-	80.00	-	-	-	80.00
BYBLOS BANK PREFERRED SHARES 2008	2.00	206.00		2.00	100.00	206.00	USD	-	-	103.00	-	-	-	103.00
BYBLOS BANK PREFERRED SHARES 2009	2.00	207.00		2.00	96.00	207.00	USD	-	-	103.50	-	-	-	103.50
BQ.EUROPEENNE PR.M.O	51.40	71.96	62.00			86.80	USD	5,000	7,000	1.40	1.40	1.40	1.40	1.69
BQ.EUROPEENNE PR.M.O PREFERRED 20	0.35	34.91		0.35	100.00	34.91	USD	-	-	99.75	-	-	-	99.75
BLOM BANK GDR	73.90	868.28				868.28	USD	14,500	170,375	11.75	11.75	11.75	11.75	11.94
BLOM BANK	215.00	2365.00	215.00			2365.00	USD	33,799	371,789	11.00	11.00	11.00	11.00	12.00
BLOM BANK PREFERRED 2011	20.00	207.00		20.00	10.00	207.00	USD	-	-	10.35	-	-	-	10.35
RASAMNY-YOUNIS MOTORS CO	10.92	35.49	27.30			88.73	USD	-	-	3.25	-	-	-	3.25
HOLCIM Liban	19.52	228.53	19.52			228.53	USD	-	-	11.71	-	-	-	11.71
STE DES CIMENTS BLANCS B	6.00	18.84	6.00			18.84	USD	-	-	3.14	-	-	-	3.14
STE DES CIMENTS BLANCS N	3.00	4.71	3.00			4.71	USD	-	-	1.57	-	-	-	1.57

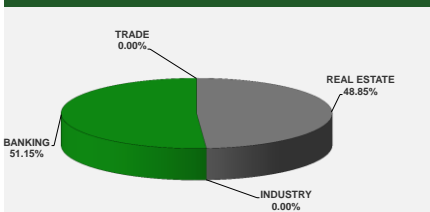
TOTAL EXECUTED	1,749.81	11,926.05	1,666.25			12,727.30		189,810	\$1,757,323					
-----------------------	-----------------	------------------	-----------------	--	--	------------------	--	----------------	--------------------	--	--	--	--	--

Official USD Closing 1507.5

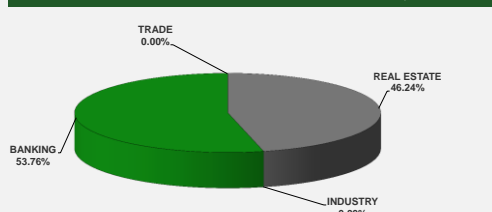
LEBANESE GLOBAL DEPOSITARY RECEIPTS	SHARES MM	BID \$	ASK \$	MID PRICE \$
BLOM BANK	73.90	12.30	12.65	12.48
BYBLOS BANK	1.31	82.50	0.00	82.50
SOLIDERE	9.09	8.60	8.65	8.63
AUDI BANK	116.24	6.75	6.80	6.78

STOCK INDEX	VALUE	PREVIOUS VALUE	% OF CHANGE
MARKET VALUE WEIGHTED INDEX	97.83	100.71	-2.86%
NUMBER OF TRANSACTIONS	45		

BEIRUT STOCK EXCHANGE DAILY TRADING VOLUME



BEIRUT STOCK EXCHANGE DAILY TRADING VALUE \$



Disclaimer: The Capital Markets Authority (CMA) publishes reports for general information purposes only. However, under no circumstances the CMA will accept any responsibility or liability in connection with the use of the information provided in these reports or on this website.

MATURITY	CURRENCY	ISSUED AMOUNT (MM)	OUTSTANDING AMOUNT (MM)	COUPON	ISSUE P.	BID\$	ASK\$	MID. P	YIELD	SPREAD	DURATION	CONVEXYTY
Lebanon / 20-07-2017	USD	300.00	75.00	3.750	100.000	99.750	100.000	99.750	4.649	3.789	0.266	0.142
Lebanon / 12-10-2017	USD	775.00	775.00	5.000	100.000	100.620	100.880	100.620	3.729	2.771	0.489	0.478
Lebanon / 27-12-2017	USD	950.00	65.00	5.000	100.000	99.625	99.875	99.625	5.830	4.557	0.437	0.463
Lebanon / 31-12-2017	USD	2,007.51	200.75	4.000	100.000	99.750	100.250	99.750	4.540	3.376	0.450	0.483
Lebanon / 07-03-2018	USD	700.00	70.00	5.000	100.000	98.750	100.750	98.750	6.996	5.377	0.627	0.757
Lebanon / 27-05-2018	USD	200.00	30.00	5.000	100.000	98.750	100.750	98.750	7.095	5.097	0.590	0.792
Lebanon / 12-06-2018	USD	700.00	700.00	5.150	100.000	101.500	103.500	101.500	3.815	2.746	1.111	1.810
Lebanon / 12-11-2018	USD	1,025.00	1,025.00	5.150	100.000	101.334	102.103	101.334	4.266	3.013	1.478	2.985
Lebanon / 28-11-2018	EUR	445.00	445.00	5.350	100.000	103.750	104.750	103.750	2.945	3.788	1.537	3.906
Lebanon / 23-04-2019	USD	500.00	500.00	6.750	100.000	101.875	102.875	101.875	4.521	3.268	1.860	4.540
Lebanon / 20-05-2019	USD	650.00	650.00	6.000	100.000	102.875	103.875	102.875	4.548	3.295	1.923	4.820
Lebanon / 28-11-2019	USD	1,500.00	1,500.00	5.450	100.000	102.000	103.000	102.000	4.630	3.134	2.383	7.147
Lebanon / 09-03-2020	USD	1,200.00	1,200.00	6.375	100.000	104.250	105.250	104.250	4.789	3.293	2.629	8.533
Lebanon / 14-04-2020	USD	700.00	700.00	5.800	100.000	102.500	103.500	102.500	4.895	3.397	2.663	8.900
Lebanon / 19-06-2020	USD	600.00	600.00	6.150	100.000	103.375	104.375	103.375	4.987	3.489	2.825	9.890
Lebanon / 12-04-2021	USD	2,092.47	2,092.47	8.250	100.000	110.900	111.725	110.900	5.195	3.318	3.428	14.367
Lebanon / 27-05-2022	USD	500.00	500.00	6.250	100.000	103.500	104.500	103.500	5.456	3.583	4.265	22.270
Lebanon / 04-10-2022	USD	1,540.00	1,540.00	6.100	100.000	102.650	104.850	102.650	5.532	3.659	4.518	25.007
Lebanon / 27-01-2023	USD	1,100.00	1,100.00	6.000	100.000	101.875	102.875	101.875	5.614	3.739	4.796	27.830
Lebanon / 26-05-2023	USD	500.00	500.00	6.400	100.000	103.000	104.000	103.000	5.809	3.656	4.921	29.830
Lebanon / 22-04-2024	USD	700.00	700.00	6.850	100.000	103.000	104.000	103.000	6.118	3.962	5.418	36.820
Lebanon / 04-11-2024	USD	500.00	538.47	6.250	100.000	100.500	101.500	100.500	6.165	4.009	5.807	42.149
Lebanon / 03-12-2024	USD	250.00	250.00	7.000	100.000	104.875	105.875	104.875	6.188	4.032	5.775	41.991
Lebanon / 26-02-2025	USD	800.00	800.00	6.200	100.000	100.040	101.180	100.040	6.192	4.032	6.115	45.955
Lebanon / 12-06-2025	USD	800.00	800.00	6.250	100.000	100.250	101.250	100.250	6.209	4.056	6.203	48.070
Lebanon / 27-11-2026	USD	1,600.00	1,600.00	6.800	100.000	101.700	102.500	101.700	6.360	4.019	6.912	61.239
Lebanon / 23-03-2027	USD	1,250.00	1,250.00	6.850	100.000	103.000	104.000	103.000	6.436	4.097	7.167	65.052
Lebanon / 29-11-2027	USD	1,000.00	1,000.00	6.750	100.000	101.700	102.450	101.700	6.524	4.184	7.362	70.630
Lebanon / 03-11-2028	USD	500.00	893.20	6.850	100.000	100.250	101.250	100.250	6.618	4.277	7.768	79.892
Lebanon / 25-05-2029	USD	1,000.00	1,000.00	6.850	100.000	101.250	102.250	101.250	6.696	4.354	7.986	85.060
Lebanon / 26-02-2030	USD	1,400.00	1,400.00	6.850	100.000	100.000	101.000	100.000	6.649	4.305	8.500	95.384
Lebanon / 22-04-2031	USD	300.00	300.00	7.000	100.000	101.000	102.000	101.000	6.887	4.547	8.607	102.580
Lebanon / 23-03-2032	USD	1,000.00	1,000.00	7.000	100.000	102.000	103.000	102.000	6.784	4.445	9.225	115.714
Lebanon / 02-11-2035	USD	600.00	600.00	7.050	100.000	100.750	101.750	100.750	6.977	4.636	10.011	147.208
Lebanon / 23-03-2037	USD	750.00	750.00	7.250	100.000	102.000	103.000	102.000	7.061	4.088	10.540	162.385
TOTAL PUBLIC SECTOR EUROBONDS		30,462.036	27,176.94									

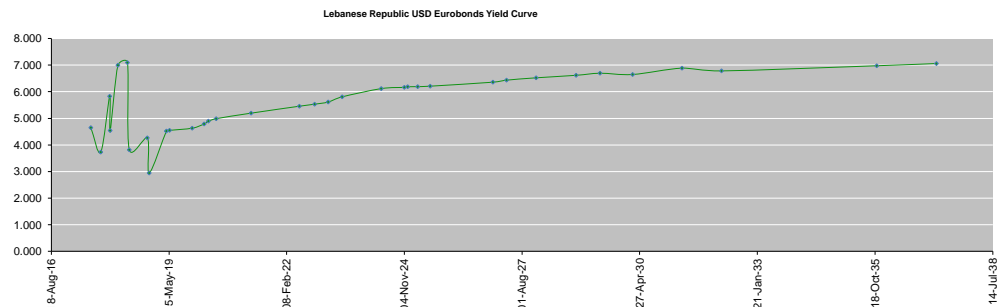
EURO CDS
Not Available

MATURITY	SIZE MM	TYPE	COUPON	Issue P.	BID \$	Ask \$	MID. P	YIELD	SPREAD	DURATION	CONVEXYTY
BANK MED S.A.L/14-12-2017	USD 500	Euro CD	5.38	99.46	102.59	102.65	102.59	1.49	0.53	0.65	0.76
BANK BYBLOS S.A.L/21-06-2021	USD 300	Note	7	100	102.27	102.64	102.27	6.37	4.50	3.53	15.40

World Yields in Native Terms	O/N	3 Months	6 Months	9 Months	1 Year	2 Years	3 Years	5 Years	7 Years	10 Years	30 Years
EUR	-	-0.87	-0.87	-0.79	-0.85	-0.83	-0.78	-0.50	-0.22	0.22	0.98
U.S.A	-	0.83	0.96	--	1.05	1.25	1.49	1.87	2.15	2.34	2.97
U.K	-	0.16	0.20	--	0.10	0.10	0.20	0.51	0.75	1.08	1.68
Japan	-	-0.10	-0.15	-0.15	-0.23	-0.22	-0.19	-0.15	-0.07	0.04	0.84

Libor	USD	EUR	JPY	GBP
1 Months	0.99	-0.40	-0.01	0.26
2 Months	1.03	-0.37	0.01	0.30
3 Months	1.16	-0.36	0.01	0.34
6 Months	1.42	-0.25	0.04	0.49
1 Year	1.80	-0.13	0.14	0.70

Spot Rates	Bid	Ask
Lebanese Pound	1506.50	1511.50
Euro	1.06	1.0610
British Sterling Pound	1.24	1.2435
Japanese Yen	110.43	110.4600
Gold	1259.42	1260.92



Disclaimer: The Capital Markets Authority (CMA) publishes reports for general information purposes only. However, under no circumstances the CMA will accept any responsibility or liability in connection with the use of the information provided in these reports or on this website.

Contact us by email: research@cma.gov.lb