

LISTED COMPANIES	LISTED SHARES	MARKET CAP.	TOTAL ORDINARY SHARES	PREFERRED SHARES	PREFERRED SHARES ISSUE PRICE	TOTAL MARKET CAP.	CUR.	TRADED VOLUME	TRADED VALUE	CLOSING PRICE	OPEN PRICE	HIGH PRICE	LOW PRICE	PREVIOUS PRICE
	(MM)	(MM \$)	(MM)	(MM)	USD	(MM \$)			USD					
SOLIDERE A	100.00	835.00	100.00			835.00	USD	73,843	620,566	8.35	8.60	8.61	8.20	8.69
SOLIDERE B	65.00	540.15	65.00			540.15	USD	20,367	171,263	8.31	8.55	8.75	8.21	8.65
BQ.LIB. POUR LE COMMERCE	51.03	50.52	152.70			151.17	USD	-	-	0.99	-	-	-	0.99
BQ.LIB. POUR LE COMMERCE PEF. "B"	0.55	55.00		0.55		55.00	USD	-	-	100.00	-	-	-	100.00
BQ.LIB. POUR LE COMMERCE PEF. "C"	0.35	35.00		0.35		35.00	USD	-	-	100.00	-	-	-	100.00
BQ.LIB. POUR LE COMMERCE PEF. "D"	0.75	75.00		0.75		75.00	USD	-	-	100.00	-	-	-	100.00
BANQUE AUDI	399.75	2598.37	399.75			2598.37	USD	35,000	227,500	6.50	6.50	6.50	6.50	6.70
BANQUE AUDI GDR	116.24	725.33				725.33	USD	16,143	100,772	6.24	6.10	6.55	6.10	6.65
BANQUE AUDI PREFERRED "F"	1.50	156.00		1.50	100.00	156.00	USD	-	-	104.00	-	-	-	104.00
BANQUE AUDI PREFERRED "G"	1.50	153.75		1.50	100.00	153.75	USD	-	-	102.50	-	-	-	102.50
BANQUE AUDI PREFERRED "H"	0.75	76.73		0.75	100.00	76.73	USD	-	-	102.30	-	-	-	102.30
BANQUE AUDI PREFERRED "I"	2.50	253.00		2.50	100.00	253.00	USD	-	-	101.20	-	-	-	101.20
BANK OF BEIRUT	16.82	316.26	50.47			948.79	USD	-	-	18.80	-	-	-	18.80
BANK OF BEIRUT PRIORITY	4.76	100.00				100.00	USD	-	-	21.00	-	-	-	21.00
BANK OF BEIRUT PREFERRED SHARES "H"	5.40	141.75		5.40	25.00	141.75	USD	-	-	26.25	-	-	-	26.25
BANK OF BEIRUT PREFERRED SHARES "I"	5.00	131.25		5.00	25.00	131.25	USD	2,050	53,813	26.25	26.25	26.25	26.25	26.25
BANK OF BEIRUT PREFERRED SHARES "J"	3.00	78.75		3.00	25.00	78.75	USD	-	-	26.25	-	-	-	26.25
BANK OF BEIRUT PREFERRED SHARES "K"	4.00	101.00		4.00	25.00	101.00	USD	-	-	25.25	-	-	-	25.25
BYBLOS BANK	565.52	989.65	565.52			989.65	USD	132,000	230,900	1.75	1.75	1.75	1.70	1.71
BYBLOS BANK GDR	1.31	104.73				104.73	USD	-	-	80.00	-	-	-	80.00
BYBLOS BANK PREFERRED SHARES 2008	2.00	206.20		2.00	100.00	206.20	USD	3,800	391,780	103.10	103.10	103.10	103.10	103.00
BYBLOS BANK PREFERRED SHARES 2009	2.00	206.00		2.00	96.00	206.00	USD	5,825	599,975	103.00	103.00	103.00	103.00	103.50
BQ.EUROPEENNE PR.M.O	51.40	71.96	62.00			86.80	USD	-	-	1.40	-	-	-	1.40
BQ.EUROPEENNE PR.M.O PREFERRED 20	0.35	34.91		0.35	100.00	34.91	USD	-	-	99.75	-	-	-	99.75
BLOM BANK GDR	73.90	863.84				863.84	USD	16,100	187,820	11.69	11.75	11.75	11.50	11.75
BLOM BANK	215.00	2365.00	215.00			2365.00	USD	5,490	60,390	11.00	11.00	11.00	11.00	11.00
BLOM BANK PREFERRED 2011	20.00	207.00		20.00	10.00	207.00	USD	-	-	10.35	-	-	-	10.35
RASAMNY-YOUNIS MOTORS CO	10.92	35.49	27.30			88.73	USD	-	-	3.25	-	-	-	3.25
HOLCIM Liban	19.52	226.00	19.52			226.00	USD	2,279	26,382	11.58	11.58	11.58	11.55	11.71
STE DES CIMENTS BLANCS B	6.00	18.84	6.00			18.84	USD	-	-	3.14	-	-	-	3.14
STE DES CIMENTS BLANCS N	3.00	4.71	3.00			4.71	USD	-	-	1.57	-	-	-	1.57

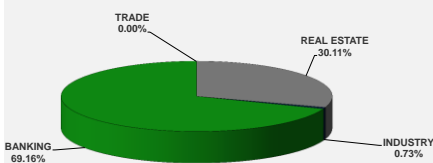
TOTAL EXECUTED 1,749.81 11,757.19 1,666.25 12,558.44 312,897 \$2,671,161

Official USD Closing 1607.5

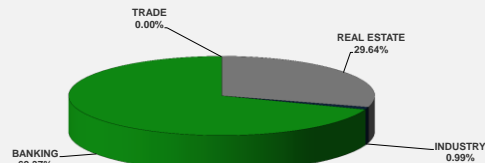
LEBANESE GLOBAL DEPOSITARY RECEIPTS	SHARES MM	BID \$	ASK \$	MID PRICE \$
BLOM BANK	73.90	11.65	11.75	11.70
BYBLOS BANK	1.31	82.50	0.00	82.50
SOLIDERE	9.09	8.60	8.80	8.70
AUDI BANK	116.24	6.50	6.80	6.65

STOCK INDEX	VALUE	PREVIOUS VALUE	% OF CHANGE
MARKET VALUE WEIGHTED INDEX	94.59	97.83	-3.31%
NUMBER OF TRANSACTIONS	96		

BEIRUT STOCK EXCHANGE DAILY TRADING VOLUME



BEIRUT STOCK EXCHANGE DAILY TRADING VALUE \$



Disclaimer: The Capital Markets Authority (CMA) publishes reports for general information purposes only. However, under no circumstances the CMA will accept any responsibility or liability in connection with the use of the information provided in these reports or on this website.

MATURITY	CURRENCY	ISSUED AMOUNT (MM)	OUTSTANDING AMOUNT (MM)	COUPON	ISSUE P.	BID\$	ASK\$	MID. P	YIELD	SPREAD	DURATION	CONVEXITY
Lebanon / 20-07-2017	USD	300.00	75.00	3.750	100.000	99.750	100.000	99.750	4.697	3.834	0.253	0.128
Lebanon / 12-10-2017	USD	775.00	775.00	5.000	100.000	100.620	100.880	100.620	3.691	2.749	0.475	0.452
Lebanon / 27-12-2017	USD	950.00	65.00	5.000	100.000	99.625	99.875	99.625	5.856	4.582	0.423	0.444
Lebanon / 31-12-2017	USD	2,007.51	200.75	4.000	100.000	99.750	100.250	99.750	4.557	3.400	0.436	0.464
Lebanon / 07-03-2018	USD	700.00	70.00	5.000	100.000	98.750	100.750	98.750	7.038	5.415	0.613	0.734
Lebanon / 27-05-2018	USD	200.00	30.00	5.000	100.000	98.750	100.750	98.750	7.144	5.132	0.576	0.770
Lebanon / 12-06-2018	USD	700.00	700.00	5.150	100.000	101.500	103.500	101.500	3.800	2.751	1.097	1.770
Lebanon / 12-11-2018	USD	1,025.00	1,025.00	5.150	100.000	101.347	101.900	101.347	4.250	3.017	1.464	2.937
Lebanon / 28-11-2018	EUR	445.00	445.00	5.350	100.000	103.750	104.750	103.750	2.925	3.770	1.524	3.854
Lebanon / 23-04-2019	USD	500.00	500.00	6.750	100.000	102.000	102.500	102.000	4.450	3.209	1.846	4.480
Lebanon / 20-05-2019	USD	650.00	650.00	6.000	100.000	102.625	104.625	102.625	4.664	3.431	1.911	4.770
Lebanon / 28-11-2019	USD	1,500.00	1,500.00	5.450	100.000	102.250	102.800	102.250	4.524	3.063	2.370	7.076
Lebanon / 09-03-2020	USD	1,200.00	1,200.00	6.375	100.000	104.450	105.125	104.450	4.709	3.255	2.616	8.457
Lebanon / 14-04-2020	USD	700.00	700.00	5.800	100.000	102.500	102.950	102.500	4.891	3.428	2.723	9.060
Lebanon / 19-06-2020	USD	600.00	600.00	6.150	100.000	103.000	104.000	103.000	5.110	3.651	2.809	9.790
Lebanon / 12-04-2021	USD	2,092.47	2,092.47	8.250	100.000	110.673	111.531	110.673	5.246	3.420	3.414	14.259
Lebanon / 27-05-2022	USD	500.00	500.00	6.250	100.000	103.250	104.000	103.250	5.510	3.679	4.248	22.120
Lebanon / 04-10-2022	USD	1,540.00	1,540.00	6.100	100.000	103.050	103.600	103.050	5.447	3.618	4.501	24.843
Lebanon / 27-01-2023	USD	1,100.00	1,100.00	6.000	100.000	102.100	102.750	102.100	5.568	3.739	4.783	27.700
Lebanon / 26-05-2023	USD	500.00	500.00	6.400	100.000	103.000	103.750	103.000	5.808	3.698	4.906	29.680
Lebanon / 22-04-2024	USD	700.00	700.00	6.850	100.000	103.870	103.880	103.870	5.966	3.858	5.409	36.720
Lebanon / 04-11-2024	USD	500.00	538.47	6.250	100.000	100.250	100.750	100.250	6.207	4.100	5.786	41.910
Lebanon / 03-12-2024	USD	250.00	250.00	7.000	100.000	104.650	105.150	104.650	6.223	4.106	5.755	41.758
Lebanon / 26-02-2025	USD	800.00	800.00	6.200	100.000	99.900	100.800	99.900	6.215	4.101	6.098	45.743
Lebanon / 12-06-2025	USD	800.00	800.00	6.250	100.000	100.125	101.125	100.125	6.229	4.127	6.188	47.870
Lebanon / 27-11-2026	USD	1,600.00	1,600.00	6.800	100.000	101.250	102.250	101.250	6.422	4.132	6.892	60.962
Lebanon / 23-03-2027	USD	1,250.00	1,250.00	6.850	100.000	103.130	103.250	103.130	6.418	4.123	7.148	64.776
Lebanon / 29-11-2027	USD	1,000.00	1,000.00	6.750	100.000	101.500	102.250	101.500	6.550	4.257	7.345	70.360
Lebanon / 03-11-2028	USD	500.00	893.20	6.850	100.000	100.050	100.400	100.050	6.643	4.356	7.742	79.488
Lebanon / 25-05-2029	USD	1,000.00	1,000.00	6.850	100.000	101.250	102.000	101.250	6.696	4.397	7.970	84.790
Lebanon / 26-02-2030	USD	1,400.00	1,400.00	6.650	100.000	99.875	100.625	99.875	6.663	4.361	8.480	95.039
Lebanon / 22-04-2031	USD	300.00	300.00	7.000	100.000	101.250	102.000	101.250	6.860	4.560	8.597	102.410
Lebanon / 23-03-2032	USD	1,000.00	1,000.00	7.000	100.000	101.875	102.875	101.875	6.797	4.508	9.207	115.387
Lebanon / 02-11-2035	USD	600.00	600.00	7.050	100.000	100.800	101.500	100.800	6.972	4.678	9.993	146.836
Lebanon / 23-03-2037	USD	750.00	750.00	7.250	100.000	101.750	102.750	101.750	7.084	4.158	10.515	161.828
TOTAL PUBLIC SECTOR EUROBONDS		30,461.858	27,176.76									

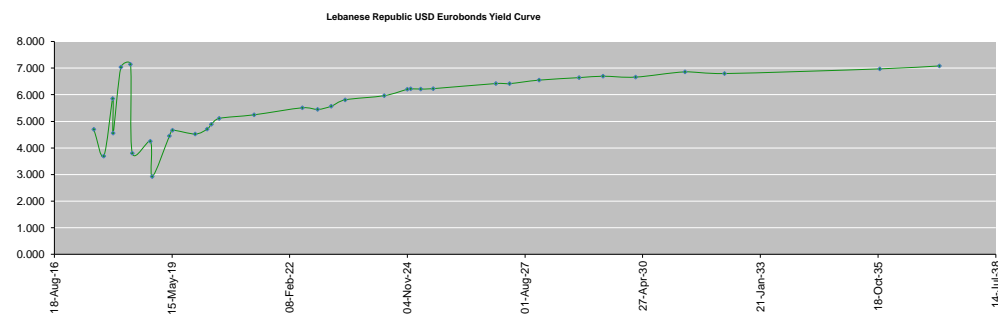
EURO CDS
Not Available

MATURITY	SIZE MM	TYPE	COUPON	Issue P.	BID \$	Ask \$	MID. P	YIELD	SPREAD	DURATION	CONVEXITY
BANK MED S.A.L/14-12-2017	USD 500	Euro CD	5.38	99.46	102.54	102.61	102.54	1.48	0.53	0.64	0.73
BANK BYBLOS S.A.L/21-06-2021	USD 300	Note	7	100	102.45	102.82	102.45	6.32	4.50	3.52	15.31

World Yields in Native Terms	O/N	3 Months	6 Months	9 Months	1 Year	2 Years	3 Years	5 Years	7 Years	10 Years	30 Years
EUR	-	-0.37	-0.83	-0.75	-0.81	-0.85	-0.78	-0.51	-0.23	0.21	0.95
U.S.A	-	0.82	0.94	--	1.04	1.23	1.46	1.82	2.10	2.29	2.93
U.K	-	0.17	0.20	--	0.09	0.09	0.19	0.50	0.72	1.05	1.66
Japan	-	-0.13	-0.14	-0.15	-0.23	-0.22	-0.19	-0.16	-0.09	0.02	0.82

Libor	USD	EUR	JPY	GBP
1 Months	0.99	-0.39	-0.01	0.26
2 Months	1.03	-0.37	0.01	0.30
3 Months	1.16	-0.36	0.02	0.34
6 Months	1.42	-0.26	0.04	0.49
1 Year	1.79	-0.13	0.14	0.70

Spot Rates	Bid	Ask
Lebanese Pound	1506.70	1511.70
Euro	1.06	1.0605
British Sterling Pound	1.25	1.2496
Japanese Yen	109.54	109.5700
Gold	1274.35	1274.43



Disclaimer: The Capital Markets Authority (CMA) publishes reports for general information purposes only. However, under no circumstances the CMA will accept any responsibility or liability in connection with the use of the information provided in these reports or on this website.

Contact us by email: research@cma.gov.lb