

## DAILY REPORT

Beirut Stock Exchange  
Equity Market

Prices and Indices as at the closing of:

14-Mar-17

Listed Companies	Listed Shares MM	Market Cap. (In MM \$)	Total Ordinary Shares MM	Preferred Shares MM	Preferred Shares Issue Price \$	Total Market Cap. (In MM \$)	Cur.	Traded Volume	Traded Value	Closing Price	Open Price	High Price	Low Price	Previous Price
SOLIDERE A	100.00	916.00	100.00			916.00	USD	7,714	69,880	9.160	9.010	9.180	9.000	9.100
SOLIDERE B	65.00	585.00	65.00			585.00	USD	1,234	11,110	9.000	9.000	9.010	9.000	9.110
BQ.LIB. POUR LE COMMERCE	51.03	50.52	152.70			151.17	USD	-	-	0.990	0.000	0.000	0.000	0.990
BQ.LIB. POUR LE COMMERCE PEF. "B"	0.55	55.00		0.55		55.00	USD	-	-	100.000	0.000	0.000	0.000	100.000
BQ.LIB. POUR LE COMMERCE PEF. "C"	0.35	35.00		0.35		35.00	USD	-	-	100.000	0.000	0.000	0.000	100.000
BQ.LIB. POUR LE COMMERCE PEF. "D"	0.75	75.00		0.75		75.00	USD	-	-	100.000	0.000	0.000	0.000	100.000
BANQUE AUDI	399.75	2754.27	399.75			2754.27	USD	450	3,101	6.890	6.890	6.890	6.890	6.800
BANQUE AUDI GDR	116.24	784.61				784.61	USD	-	-	6.750	0.000	0.000	0.000	6.750
BANQUE AUDI PREFERRED "E"	1.50	153.75		1.50	100.00	153.75	USD	-	-	102.500	0.000	0.000	0.000	102.500
BANQUE AUDI PREFERRED "G"	1.50	153.75		1.50	100.00	153.75	USD	-	-	102.500	0.000	0.000	0.000	102.500
BANQUE AUDI PREFERRED "H"	0.75	76.73		0.75	100.00	76.73	USD	-	-	102.300	0.000	0.000	0.000	102.300
BANQUE AUDI PREFERRED "I"	2.50	253.00		2.50	100.00	253.00	USD	-	-	101.200	0.000	0.000	0.000	101.200
BANK OF BEIRUT	16.82	316.26	50.47			948.79	USD	-	-	18.800	0.000	0.000	0.000	18.800
BANK OF BEIRUT PRIORITY	4.76	100.00				100.00	USD	-	-	21.000	0.000	0.000	0.000	21.000
BANK OF BEIRUT PREFERRED SHARES "H"	5.40	141.75		5.40	25.000	141.75	USD	-	-	26.250	0.000	0.000	0.000	26.250
BANK OF BEIRUT PREFERRED SHARES "I"	5.00	131.25		5.00	25.000	131.25	USD	-	-	26.250	0.000	0.000	0.000	26.250
BANK OF BEIRUT PREFERRED SHARES "J"	3.00	78.75		3.00	25.000	78.75	USD	-	-	26.250	0.000	0.000	0.000	26.250
BANK OF BEIRUT PREFERRED SHARES "K"	4.00	100.00		4.00	25.000	100.00	USD	-	-	25.250	0.000	0.000	0.000	25.250
BYBLOS BANK	565.52	984.00	565.52			984.00	USD	-	-	1.740	0.000	0.000	0.000	1.740
BYBLOS BANK GDR	1.31	104.73				104.73	USD	-	-	80.000	0.000	0.000	0.000	80.000
BYBLOS BANK PREFERRED SHARES 2008	2.00	205.00		2.00	100.000	205.00	USD	642	65,805	102.500	102.500	102.500	102.500	102.100
BYBLOS BANK PREFERRED SHARES 2009	2.00	207.00		2.00	96.000	207.00	USD	-	-	103.500	0.000	0.000	0.000	103.500
BQ.EUROPEENNE PR.M.O	51.40	87.38	62.00			105.40	USD	-	-	1.700	0.000	0.000	0.000	1.700
BQ.EUROPEENNE PR.M.O PREFERRED 2013	0.35	34.91		0.35	100.00	34.91	USD	-	-	99.750	0.000	0.000	0.000	99.750
BLOM BANK GDR	73.90	938.48				938.48	USD	14,300	181,616	12.700	12.700	12.710	12.700	12.650
BLOM BANK	215.00	2558.50	215.00			2558.50	USD	-	-	11.900	0.000	0.000	0.000	11.900
BLOM BANK PREFERRED 2011	20.00	206.00		20.00	10.000	206.00	USD	-	-	10.300	0.000	0.000	0.000	10.300
RASAMNY-YOUNIS MOTORS CO	10.92	35.49	27.30			88.73	USD	-	-	3.250	0.000	0.000	0.000	3.250
HOLCIM Liban	19.52	216.82	19.52			216.82	USD	-	-	11.110	0.000	0.000	0.000	11.110
STE DES CEMENTS BLANCS B	6.00	18.84	6.00			18.84	USD	-	-	3.140	0.000	0.000	0.000	3.140
STE DES CEMENTS BLANCS N	3.00	4.71	3.00			4.71	USD	-	-	1.570	0.000	0.000	0.000	1.570
<b>TOTAL EXECUTED</b>	<b>1,749.81</b>	<b>12,362.50</b>	<b>1,666.25</b>	<b>49.65</b>		<b>13,166.93</b>		<b>24,340</b>	<b>\$331,512</b>					

Official USD Closing 1507.5

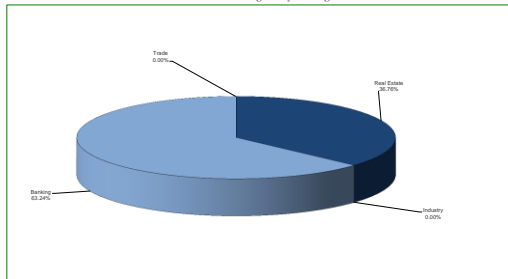
## Lebanese Global Depository Receipts

	Shares MM	Bid \$	Ask \$	Mid Price \$
BLOM Bank	73.90	12.60	12.80	12.70
Byblos Bank	1.31	78.00	0.00	78.00
Solidere	9.09	9.11	9.45	9.28
Audi Bank	116.24	6.66	6.80	6.73

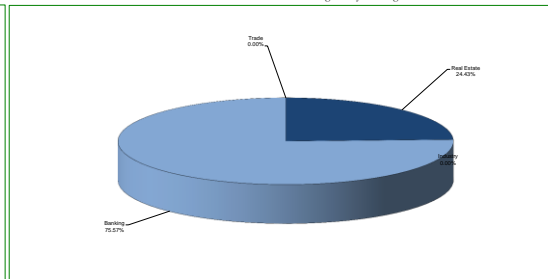
## BDL Market Value Weighted Index

	Value	Previous Value	%of change
BDL STOCKS INDEX	103.27	103.11	0.15%
Number of Transactions	40		

Beirut Stock Exchange Daily Trading Volume



Beirut Stock Exchange Daily Trading Value \$





## Lebanese Public Sector Eurobonds

Luxembourg Stock Exchange

Prices and yields as at the closing of :

14-Mar-17

Maturity	Currency	Issued Amount (MM)	Outstanding Amount (MM)	Coupon	Issue P.	Bid \$	Ask \$	Mid. P	Yield	Spread	Duration	Convexity
Lebanon / 20-03-2017	USD	1500.000	1500.000	9.000	100.000	99.950	100.349	99.950	6.000	0.000	0.000	0.000
Lebanon / 20-07-2017	USD	300.000	150.000	3.750	100.000	99.750	100.000	99.750	4.461	3.632	0.340	0.231
Lebanon / 12-10-2017	USD	775.000	775.000	5.000	100.000	100.620	100.800	100.620	3.889	2.934	0.550	0.578
Lebanon / 27-12-2017	USD	950.000	195.000	5.000	100.000	99.625	99.875	99.625	5.713	4.410	0.510	0.568
Lebanon / 31-12-2017	USD	2007.511	602.253	4.000	100.000	99.500	100.500	99.500	4.943	3.551	0.524	0.591
Lebanon / 07-03-2018	USD	700.000	245.000	5.000	100.000	98.750	100.750	98.750	6.798	5.287	0.700	0.890
Lebanon / 27-05-2018	USD	200.000	70.000	5.000	100.000	98.750	100.750	98.750	6.866	5.025	0.663	0.920
Lebanon / 12-06-2018	USD	700.000	700.000	5.150	100.000	101.250	103.250	101.250	4.099	3.038	1.183	2.010
Lebanon / 12-11-2018	USD	1025.000	1025.000	5.150	100.000	100.908	101.803	100.908	4.570	3.188	1.549	3.235
Lebanon / 28-11-2018	EUR	445.000	445.000	5.350	100.000	103.750	104.750	103.750	3.048	3.840	1.610	4.204
Lebanon / 23-04-2019	USD	500.000	500.000	6.750	100.000	100.750	101.750	100.750	5.116	3.736	1.927	4.820
Lebanon / 20-05-2019	USD	650.000	650.000	6.000	100.000	101.750	102.750	101.750	5.136	3.755	1.990	5.110
Lebanon / 28-11-2019	USD	1500.000	1500.000	5.450	100.000	101.250	101.950	101.250	4.946	3.265	2.451	7.505
Lebanon / 09-03-2020	USD	1200.000	1200.000	6.375	100.000	103.400	104.125	103.400	5.130	3.450	2.696	8.920
Lebanon / 14-04-2020	USD	700.000	700.000	5.800	100.000	101.000	102.000	101.000	5.441	3.759	2.726	9.270
Lebanon / 19-06-2020	USD	600.000	600.000	6.150	100.000	101.500	102.500	101.500	5.636	3.942	2.885	10.260
Lebanon / 12-04-2021	USD	2092.469	2092.469	8.250	100.000	108.650	109.697	108.650	5.831	3.704	3.361	14.253
Lebanon / 27-05-2022	USD	500.000	500.000	6.250	100.000	100.500	101.500	100.500	6.134	4.009	4.310	22.690
Lebanon / 04-10-2022	USD	1540.000	1540.000	6.100	100.000	100.500	101.500	100.500	5.992	3.867	4.564	25.465
Lebanon / 27-01-2023	USD	1100.000	1100.000	6.000	100.000	100.300	100.890	100.300	5.937	3.811	4.851	28.410
Lebanon / 26-05-2023	USD	500.000	500.000	6.400	100.000	100.375	101.375	100.375	6.324	3.907	4.965	30.310
Lebanon / 22-04-2024	USD	700.000	700.000	6.650	100.000	100.750	101.750	100.750	6.515	4.099	5.461	37.340
Lebanon / 04-11-2024	USD	500.000	500.000	6.250	100.000	98.250	99.250	98.250	6.543	4.127	5.848	42.682
Lebanon / 03-12-2024	USD	250.000	250.000	7.000	100.000	102.500	103.500	102.500	6.579	4.161	5.814	42.496
Lebanon / 26-02-2025	USD	800.000	800.000	6.200	100.000	96.600	98.100	96.600	6.759	4.329	6.141	46.347
Lebanon / 12-06-2025	USD	800.000	800.000	6.250	100.000	97.250	98.250	97.250	6.688	4.273	6.230	48.470
Lebanon / 27-11-2026	USD	1600.000	1600.000	6.600	100.000	97.800	98.700	97.800	6.913	4.302	6.911	61.319
Lebanon / 29-11-2027	USD	1000.000	1000.000	6.750	100.000	98.250	98.950	98.250	6.983	4.385	7.359	70.670
Lebanon / 03-11-2028	USD	500.000	500.000	6.650	100.000	97.000	98.000	97.000	7.030	4.428	7.761	79.861
Lebanon / 25-05-2029	USD	1000.000	1000.000	6.850	100.000	98.500	99.500	98.500	7.034	4.432	7.987	85.150
Lebanon / 26-02-2030	USD	1400.000	1400.000	6.650	100.000	96.875	97.875	96.875	7.021	4.416	8.487	95.244
Lebanon / 22-04-2031	USD	300.000	300.000	7.000	100.000	98.625	99.625	98.625	7.155	4.554	8.603	102.560
Lebanon / 02-11-2035	USD	600.000	600.000	7.050	100.000	98.250	99.250	98.250	7.221	4.619	9.969	146.264
<b>Total Public Sector Eurobonds</b>	<b>USD</b>		<b>26,067,757</b>									

## Euro CDs

Not Available

## Lebanese Private Sector Eurobonds

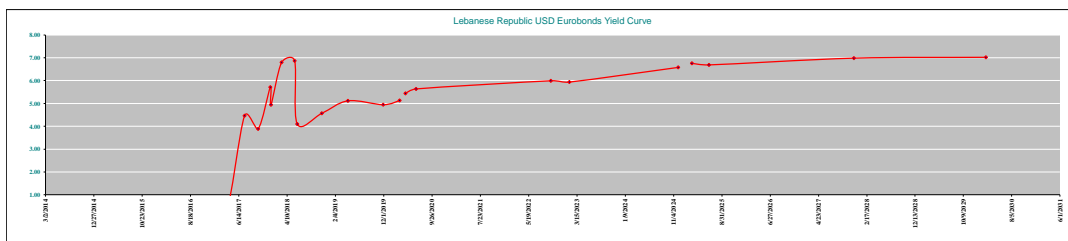
Maturity	Size MM	Type	Coupon	Issue P.	Bid \$	Ask \$	Mid. P	Yield	Spread	Duration	Convexity
Bank MED S.A.L./14-12-2017	USD 500	Euro CD	5.38	99.46	102.83	102.91	102.83	1.55	0.62	0.73	0.90
Bank BYBLOS S.A.L./21-06-2021	USD 300	Note	7.00	100.00	101.37	101.74	101.37	6.62	4.50	3.60	15.90

## World Yields in Native Terms

	O/N	3 Months	6 Months	9 Months	1 Year	2 Years	3 Years	5 Years	7 Years	10 Years	30 Years
EUR	-	-0.92	-0.96	-0.91	-0.87	-0.81	-0.68	-0.33	-0.05	0.45	1.20
U.S.A	-	0.78	0.94	--	1.06	1.38	1.68	2.12	2.41	2.60	3.18
U.K	-	0.21	0.26	--	0.09	0.08	0.23	0.61	0.88	1.24	1.84
Japan	-	-0.34	-0.31	-0.24	-0.32	-0.25	-0.17	-0.11	-0.04	0.09	0.88

Libor	USD	EUR	JPY	GBP
1 Month	0.91	-0.39	-0.05	0.26
2 Months	0.97	-0.37	-0.03	0.31
3 Months	1.13	-0.35	0.00	0.34
6 Months	1.43	-0.25	0.03	0.50
1 Year	1.82	-0.11	0.13	0.72

Spot Rates	Bid	Ask
Lebanese Pound	1504.90	1509.90
Euro	1.0630	1.0631
British Sterling Pound	1.2144	1.2148
Japanese Yen	114.7100	114.7400
Gold	1205.31	1205.41



Disclaimer: The Capital Markets Authority (CMA) publishes reports for general information purposes only. However, under no circumstances the CMA will accept any responsibility or liability in connection with the use of the information provided in these reports or on this website.