

## DAILY REPORT

Beirut Stock Exchange  
Equity Market

Prices and Indices as at the closing of:

20-Mar-17

Listed Companies	Listed Shares MM	Market Cap. (In MM \$)	Total Ordinary Shares MM	Preferred Shares MM	Preferred Shares Issue Price \$	Total Market Cap. (In MM \$)	Cur.	Traded Volume	Traded Value	Closing Price	Open Price	High Price	Low Price	Previous Price
SOLIDERE A	100.00	910.00	100.00			910.00	USD	2,812	25,472	9.100	9.010	9.150	9.000	9.110
SOLIDERE B	65.00	594.10	65.00			594.10	USD	11,872	108,278	9.140	8.900	9.150	8.900	9.000
BQ.LIB. POUR LE COMMERCE	51.03	50.52	152.70			151.17	USD	-	-	0.990	0.000	0.000	0.000	0.990
BQ.LIB. POUR LE COMMERCE PEF. "B"	0.55	55.00		0.55		55.00	USD	-	-	100.000	0.000	0.000	0.000	100.000
BQ.LIB. POUR LE COMMERCE PEF. "C"	0.35	35.00		0.35		35.00	USD	-	-	100.000	0.000	0.000	0.000	100.000
BQ.LIB. POUR LE COMMERCE PEF. "D"	0.75	75.00		0.75		75.00	USD	-	-	100.000	0.000	0.000	0.000	100.000
BANQUE AUDI	399.75	2754.27	399.75			2754.27	USD	450	3,101	6.890	6.890	6.890	6.890	6.810
BANQUE AUDI GDR	116.24	786.93				786.93	USD	-	-	6.770	0.000	0.000	0.000	6.770
BANQUE AUDI PREFERRED "E"	1.50	153.75		1.50	100.00	153.75	USD	-	-	102.500	0.000	0.000	0.000	102.500
BANQUE AUDI PREFERRED "G"	1.50	153.75		1.50	100.00	153.75	USD	-	-	102.500	0.000	0.000	0.000	102.500
BANQUE AUDI PREFERRED "H"	0.75	76.73		0.75	100.00	76.73	USD	-	-	102.300	0.000	0.000	0.000	102.300
BANQUE AUDI PREFERRED "I"	2.50	253.00		2.50	100.00	253.00	USD	-	-	101.200	0.000	0.000	0.000	101.200
BANK OF BEIRUT	16.82	316.26	50.47			948.79	USD	-	-	18.800	0.000	0.000	0.000	18.800
BANK OF BEIRUT PRIORITY	4.76	100.00				100.00	USD	-	-	21.000	0.000	0.000	0.000	21.000
BANK OF BEIRUT PREFERRED SHARES "H"	5.40	141.75		5.40	25.00	141.75	USD	-	-	26.250	0.000	0.000	0.000	26.250
BANK OF BEIRUT PREFERRED SHARES "I"	5.00	131.25		5.00	25.00	131.25	USD	-	-	26.250	0.000	0.000	0.000	26.250
BANK OF BEIRUT PREFERRED SHARES "J"	3.00	78.75		3.00	25.00	78.75	USD	-	-	26.250	0.000	0.000	0.000	26.250
BANK OF BEIRUT PREFERRED SHARES "K"	4.00	100.00		4.00	25.00	100.00	USD	-	-	25.250	0.000	0.000	0.000	25.250
BYBLOS BANK	565.52	989.65	565.52			989.65	USD	-	-	1.750	0.000	0.000	0.000	1.750
BYBLOS BANK GDR	1.31	104.73				104.73	USD	-	-	80.000	0.000	0.000	0.000	80.000
BYBLOS BANK PREFERRED SHARES 2008	2.00	205.00		2.00	100.00	205.00	USD	-	-	102.500	0.000	0.000	0.000	102.500
BYBLOS BANK PREFERRED SHARES 2009	2.00	207.00		2.00	96.00	207.00	USD	-	-	103.500	0.000	0.000	0.000	103.500
BQ.EUROPEENNE PR.M.O	51.40	86.87	62.00			104.78	USD	-	-	1.690	0.000	0.000	0.000	1.690
BQ.EUROPEENNE PR.M.O PREFERRED 2013	0.35	34.91		0.35	100.00	34.91	USD	-	-	99.750	0.000	0.000	0.000	99.750
BLOM BANK GDR	73.90	934.78				934.78	USD	-	-	12.650	0.000	0.000	0.000	12.650
BLOM BANK	215.00	2526.25	215.00			2526.25	USD	-	-	11.750	0.000	0.000	0.000	11.750
BLOM BANK PREFERRED 2011	20.00	206.00		20.00	10.00	206.00	USD	-	-	10.300	0.000	0.000	0.000	10.300
RASAMNY-YOUNIS MOTORS CO	10.92	35.49	27.30			88.73	USD	-	-	3.250	0.000	0.000	0.000	3.250
HOLCIM Liban	19.52	224.43	19.52			224.43	USD	-	-	11.500	0.000	0.000	0.000	11.500
STE DES CEMENTS BLANCS B	6.00	18.84	6.00			18.84	USD	-	-	3.140	0.000	0.000	0.000	3.140
STE DES CEMENTS BLANCS N	3.00	4.71	3.00			4.71	USD	-	-	1.570	0.000	0.000	0.000	1.570
<b>TOTAL EXECUTED</b>	<b>1,749.81</b>	<b>12,344.73</b>	<b>1,666.25</b>	<b>49.65</b>		<b>13,149.06</b>		<b>15,134</b>	<b>\$136,851</b>					

Official USD Closing 1507.5

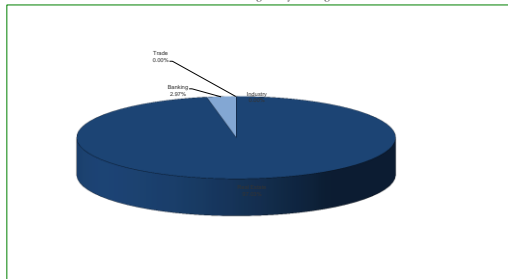
## Lebanese Global Depository Receipts

	Shares MM	Bid \$	Ask \$	Mid Price \$
BLOM Bank	73.90	12.05	12.65	12.35
Byblos Bank	1.31	78.00	0.00	78.00
Solidere	9.09	9.10	9.23	9.17
Audi Bank	116.24	6.70	6.80	6.75

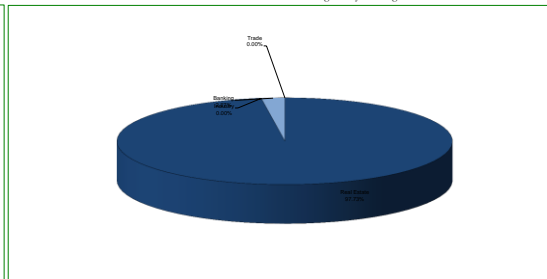
## BDL Market Value Weighted Index

	Value	Previous Value	%of change
BDL STOCKS INDEX	103.20	102.66	0.53%
Number of Transactions	20		

Beirut Stock Exchange Daily Trading Volume



Beirut Stock Exchange Daily Trading Value \$





## Lebanese Public Sector Eurobonds

Luxembourg Stock Exchange

Prices and yields as at the closing of :

20-Mar-17

Maturity	Currency	Issued Amount (MM)	Outstanding Amount (MM)	Coupon	Issue P.	Bid \$	Ask \$	Mid. P	Yield	Spread	Duration	Convexity
Lebanon / 20-03-2017	USD	1500.000	1500.000	9.000	100.000	100.000	100.025	100.000	8.612	0.000	0.000	0.000
Lebanon / 20-07-2017	USD	300.000	150.000	3.750	100.000	99.750	100.000	99.750	4.495	3.698	0.323	0.209
Lebanon / 12-10-2017	USD	775.000	775.000	5.000	100.000	100.620	100.850	100.620	3.857	2.973	0.534	0.553
Lebanon / 27-12-2017	USD	950.000	195.000	5.000	100.000	99.625	99.875	99.625	5.736	4.482	0.494	0.544
Lebanon / 31-12-2017	USD	2007.511	602.253	4.000	100.000	99.500	100.500	99.500	4.973	3.635	0.507	0.566
Lebanon / 07-03-2018	USD	700.000	245.000	5.000	100.000	98.750	100.750	98.750	6.838	5.369	0.684	0.860
Lebanon / 27-05-2018	USD	200.000	70.000	5.000	100.000	98.750	100.750	98.750	6.912	5.104	0.646	0.891
Lebanon / 12-06-2018	USD	700.000	700.000	5.150	100.000	101.250	103.250	101.250	4.086	3.088	1.166	1.960
Lebanon / 12-11-2018	USD	1025.000	1025.000	5.150	100.000	100.972	101.850	100.972	4.524	3.202	1.533	3.178
Lebanon / 28-11-2018	EUR	445.000	445.000	5.350	100.000	103.770	104.730	103.770	3.015	3.786	1.595	4.140
Lebanon / 23-04-2019	USD	500.000	500.000	6.750	100.000	101.625	103.625	101.625	4.671	3.346	1.918	4.790
Lebanon / 20-05-2019	USD	650.000	650.000	6.000	100.000	102.250	104.250	102.250	4.886	3.561	1.979	5.070
Lebanon / 28-11-2019	USD	1500.000	1500.000	5.450	100.000	101.200	102.100	101.200	4.964	3.359	2.435	7.420
Lebanon / 09-03-2020	USD	1200.000	1200.000	6.375	100.000	103.830	104.450	103.830	4.968	3.361	2.682	8.839
Lebanon / 14-04-2020	USD	700.000	700.000	5.800	100.000	101.550	102.000	101.550	5.244	3.639	2.712	9.185
Lebanon / 19-06-2020	USD	600.000	600.000	6.150	100.000	102.125	103.125	102.125	5.423	3.817	2.873	10.180
Lebanon / 12-04-2021	USD	2092.469	2092.469	8.250	100.000	109.750	110.700	109.750	5.532	3.508	3.353	14.195
Lebanon / 27-05-2022	USD	500.000	500.000	6.250	100.000	100.875	101.875	100.875	6.048	4.027	4.298	22.570
Lebanon / 04-10-2022	USD	1540.000	1540.000	6.100	100.000	100.860	101.800	100.860	5.915	3.888	4.551	25.339
Lebanon / 27-01-2023	USD	1100.000	1100.000	6.000	100.000	100.450	100.900	100.450	5.906	3.882	4.835	28.250
Lebanon / 26-05-2023	USD	500.000	500.000	6.400	100.000	100.750	101.750	100.750	6.250	3.944	4.953	30.180
Lebanon / 22-04-2024	USD	700.000	700.000	6.650	100.000	101.550	102.950	101.550	6.373	4.068	5.458	37.290
Lebanon / 04-11-2024	USD	500.000	500.000	6.250	100.000	99.000	99.620	99.000	6.417	4.108	5.840	42.573
Lebanon / 03-12-2024	USD	250.000	250.000	7.000	100.000	102.750	103.450	102.750	6.537	4.230	5.800	42.317
Lebanon / 26-02-2025	USD	800.000	800.000	6.200	100.000	97.560	98.710	97.560	6.599	4.289	6.137	46.272
Lebanon / 12-06-2025	USD	800.000	800.000	6.250	100.000	97.750	98.750	97.750	6.607	4.298	6.221	48.350
Lebanon / 27-11-2026	USD	1600.000	1600.000	6.600	100.000	98.650	99.500	98.650	6.791	4.288	6.911	61.298
Lebanon / 29-11-2027	USD	1000.000	1000.000	6.750	100.000	98.700	99.350	98.700	6.922	4.418	7.352	70.560
Lebanon / 03-11-2028	USD	500.000	500.000	6.650	100.000	97.800	98.150	97.800	6.928	4.423	7.756	79.781
Lebanon / 25-05-2029	USD	1000.000	1000.000	6.850	100.000	98.500	99.500	98.500	7.034	4.532	7.971	84.880
Lebanon / 26-02-2030	USD	1400.000	1400.000	6.650	100.000	98.020	98.730	98.020	6.883	4.380	8.499	95.419
Lebanon / 22-04-2031	USD	300.000	300.000	7.000	100.000	98.940	100.180	98.940	7.120	4.617	8.601	102.520
Lebanon / 02-11-2035	USD	600.000	600.000	7.050	100.000	98.900	100.250	98.900	7.157	4.653	9.991	146.746
<b>Total Public Sector Eurobonds</b>	<b>USD</b>		<b>26,073.053</b>									

## Euro CDs

Not Available

## Lebanese Private Sector Eurobonds

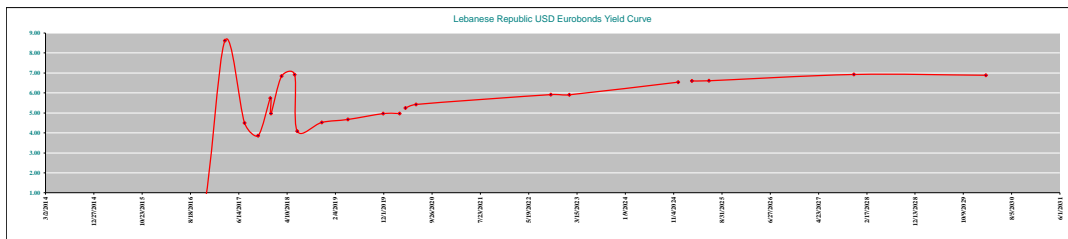
Maturity	Size MM	Type	Coupon	Issue P.	Bid \$	Ask \$	Mid. P	Yield	Spread	Duration	Convexity
Bank MED S.A.L./14-12-2017	USD 500	Euro CD	5.38	99.46	102.81	102.88	102.81	1.50	0.64	0.71	0.87
Bank BYBLOS S.A.L./21-06-2021	USD 300	Note	7.00	100.00	101.76	102.13	101.76	6.52	4.50	3.58	15.80

## World Yields in Native Terms

	O/N	3 Months	6 Months	9 Months	1 Year	2 Years	3 Years	5 Years	7 Years	10 Years	30 Years
EUR	-	-0.97	-0.94	-0.91	-0.85	-0.76	-0.65	-0.31	-0.04	0.46	1.21
U.S.A	-	0.73	0.87	--	0.99	1.32	1.60	2.02	2.31	2.50	3.12
U.K	-	0.22	0.27	--	0.08	0.10	0.24	0.61	0.88	1.25	1.83
Japan	-	-0.33	-0.30	-0.23	-0.29	-0.26	-0.19	-0.13	-0.06	0.07	0.84

Libor	USD	EUR	JPY	GBP
1 Month	0.98	-0.39	-0.05	0.26
2 Months	1.02	-0.37	-0.03	0.31
3 Months	1.15	-0.35	-0.01	0.34
6 Months	1.43	-0.25	0.03	0.50
1 Year	1.81	-0.11	0.13	0.73

Spot Rates	Bid	Ask
Lebanese Pound	1505.20	1510.20
Euro	1.0749	1.0753
British Sterling Pound	1.2378	1.2382
Japanese Yen	112.7800	112.8400
Gold	1231.75	1232.75



Disclaimer: The Capital Markets Authority (CMA) publishes reports for general information purposes only. However, under no circumstances the CMA will accept any responsibility or liability in connection with the use of the information provided in these reports or on this website.