

DAILY REPORT

Beirut Stock Exchange
Equity Market

Prices and Indices as at the closing of:

23-Mar-17

Listed Companies	Listed Shares MM	Market Cap. (In MM \$)	Total Ordinary Shares MM	Preferred Shares MM	Preferred Shares Issue Price \$	Total Market Cap. (In MM \$)	Cur.	Traded Volume	Traded Value	Closing Price	Open Price	High Price	Low Price	Previous Price
SOLIDERE A	100.00	902.00	100.00			902.00	USD	14,000	126,050	9.020	9.000	9.170	9.000	9.050
SOLIDERE B	65.00	592.80	65.00			592.80	USD	-	-	9.120	0.000	0.000	0.000	9.120
BQ.LIB. POUR LE COMMERCE	51.03	50.52	152.70			151.17	USD	-	-	0.990	0.000	0.000	0.000	0.990
BQ.LIB. POUR LE COMMERCE PRAF. "B"	0.55	55.00		0.55		55.00	USD	-	-	100.000	0.000	0.000	0.000	100.000
BQ.LIB. POUR LE COMMERCE PRAF. "C"	0.35	35.00		0.35		35.00	USD	-	-	100.000	0.000	0.000	0.000	100.000
BQ.LIB. POUR LE COMMERCE PRAF. "D"	0.75	75.00		0.75		75.00	USD	-	-	100.000	0.000	0.000	0.000	100.000
BANQUE AUDI	399.75	2678.32	399.75			2678.32	USD	10,000	67,000	6.700	6.700	6.700	6.700	6.800
BANQUE AUDI GDR	116.24	778.80				778.80	USD	-	-	6.700	0.000	0.000	0.000	6.700
BANQUE AUDI PREFERRED "E"	1.50	153.75		1.50	100.00	153.75	USD	-	-	102.500	0.000	0.000	0.000	102.500
BANQUE AUDI PREFERRED "G"	1.50	153.75		1.50	100.00	153.75	USD	-	-	102.500	0.000	0.000	0.000	102.500
BANQUE AUDI PREFERRED "H"	0.75	76.73		0.75	100.00	76.73	USD	-	-	102.300	0.000	0.000	0.000	102.300
BANQUE AUDI PREFERRED "I"	2.50	253.00		2.50	100.00	253.00	USD	-	-	101.200	0.000	0.000	0.000	101.200
BANK OF BEIRUT	16.82	316.26	50.47			948.79	USD	-	-	18.800	0.000	0.000	0.000	18.800
BANK OF BEIRUT PRIORITY	4.76	100.00				100.00	USD	-	-	21.000	0.000	0.000	0.000	21.000
BANK OF BEIRUT PREFERRED SHARES "H"	5.40	141.75		5.40	25.00	141.75	USD	-	-	26.250	0.000	0.000	0.000	26.250
BANK OF BEIRUT PREFERRED SHARES "I"	5.00	131.25		5.00	25.00	131.25	USD	-	-	26.250	0.000	0.000	0.000	26.250
BANK OF BEIRUT PREFERRED SHARES "J"	3.00	78.75		3.00	25.00	78.75	USD	-	-	26.250	0.000	0.000	0.000	26.250
BANK OF BEIRUT PREFERRED SHARES "K"	4.00	100.00		4.00	25.00	100.00	USD	-	-	25.250	0.000	0.000	0.000	25.250
BYBLOS BANK	565.52	978.34	565.52			978.34	USD	93,334	161,034	1.730	1.730	1.730	1.720	1.720
BYBLOS BANK GDR	1.31	104.73				104.73	USD	-	-	80.000	0.000	0.000	0.000	80.000
BYBLOS BANK PREFERRED SHARES 2008	2.00	206.00		2.00	100.00	206.00	USD	150	15,450	103.000	103.000	103.000	103.000	102.500
BYBLOS BANK PREFERRED SHARES 2009	2.00	207.00		2.00	96.00	207.00	USD	-	-	103.500	0.000	0.000	0.000	103.500
BQ.EUROPEENNE PR.M.O	51.40	86.87	62.00			104.78	USD	-	-	1.690	0.000	0.000	0.000	1.690
BQ.EUROPEENNE PR.M.O PREFERRED 2013	0.35	34.91		0.35	100.00	34.91	USD	-	-	99.750	0.000	0.000	0.000	99.750
BLOM BANK GDR	73.90	941.44				941.44	USD	-	-	12.740	0.000	0.000	0.000	12.740
BLOM BANK	215.00	2569.25	215.00			2569.25	USD	366,658	4,381,493	11.950	11.950	11.950	11.900	11.950
BLOM BANK PREFERRED 2011	20.00	206.00		20.00	10.00	206.00	USD	-	-	10.300	0.000	0.000	0.000	10.300
RASAMNY-YOUNIS MOTORS CO	10.92	35.49	27.30			88.73	USD	-	-	3.250	0.000	0.000	0.000	3.250
HOLCIM Liban	19.52	226.39	19.52			226.39	USD	-	-	11.600	0.000	0.000	0.000	11.600
STE DES CEMENTS BLANCS B	6.00	18.84	6.00			18.84	USD	-	-	3.140	0.000	0.000	0.000	3.140
STE DES CEMENTS BLANCS N	3.00	4.71	3.00			4.71	USD	-	-	1.570	0.000	0.000	0.000	1.570
TOTAL EXECUTED	1,749.81	12,292.63	1,666.25	49.65		13,096.96		484,142	\$4,751,027					

Official USD Closing 1507.5

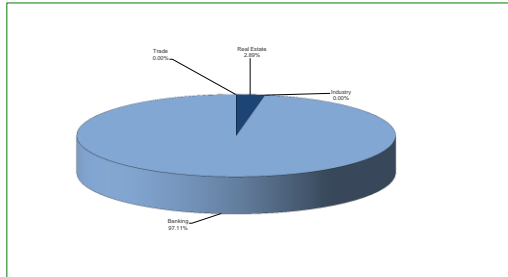
Lebanese Global Depository Receipts

	Shares MM	Bid \$	Ask \$	Mid Price \$
BLOM Bank	73.90	12.70	12.80	12.75
Byblos Bank	1.31	78.00	0.00	78.00
Solidere	9.09	9.18	9.25	9.22
Audi Bank	116.24	6.80	6.88	6.84

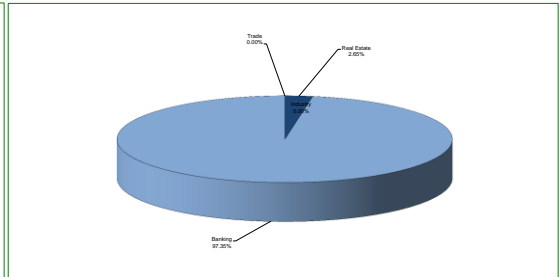
BDL Market Value Weighted Index

	Value	Previous Value	%of change
BDL STOCKS INDEX	102.78	103.03	-0.24%
Number of Transactions	32		

Beirut Stock Exchange Daily Trading Volume



Beirut Stock Exchange Daily Trading Value \$





Lebanese Public Sector Eurobonds

Luxembourg Stock Exchange

Prices and yields as at the closing of :

23-Mar-17

Maturity	Currency	Issued Amount (MM)	Outstanding Amount (MM)	Coupon	Issue P.	Bid \$	Ask \$	Mid. P	Yield	Spread	Duration	Convexity
Lebanon / 20-07-2017	USD	300.000	75.000	3.750	100.000	99.750	100.000	99.750	4.526	3.700	0.310	0.192
Lebanon / 12-10-2017	USD	775.000	775.000	5.000	100.000	100.620	100.850	100.620	3.829	2.911	0.520	0.532
Lebanon / 27-12-2017	USD	950.000	65.000	5.000	100.000	99.625	99.875	99.625	5.756	4.508	0.480	0.524
Lebanon / 31-12-2017	USD	2007.511	200.751	4.000	100.000	99.500	100.500	99.500	4.999	3.664	0.494	0.546
Lebanon / 07-03-2018	USD	700.000	70.000	5.000	100.000	98.750	100.750	98.750	6.873	5.402	0.670	0.835
Lebanon / 27-05-2018	USD	200.000	30.000	5.000	100.000	98.750	100.750	98.750	6.953	5.135	0.633	0.867
Lebanon / 12-06-2018	USD	700.000	700.000	5.150	100.000	101.250	103.250	101.250	4.074	3.094	1.153	1.920
Lebanon / 12-11-2018	USD	1025.000	1025.000	5.150	100.000	100.996	101.800	100.996	4.504	3.250	1.519	3.130
Lebanon / 28-11-2018	EUR	445.000	445.000	5.350	100.000	104.750	106.750	104.750	2.412	3.170	1.596	4.158
Lebanon / 23-04-2019	USD	500.000	500.000	6.750	100.000	101.250	102.250	101.250	4.857	3.612	1.900	4.710
Lebanon / 20-05-2019	USD	650.000	650.000	6.000	100.000	102.250	103.250	102.250	4.880	3.635	1.963	4.990
Lebanon / 28-11-2019	USD	1500.000	1500.000	5.450	100.000	101.200	101.800	101.200	4.962	3.449	2.421	7.343
Lebanon / 09-03-2020	USD	1200.000	1200.000	6.375	100.000	103.700	104.500	103.700	5.009	3.492	2.668	8.759
Lebanon / 14-04-2020	USD	700.000	700.000	5.800	100.000	101.500	102.500	101.500	5.260	3.746	2.700	9.114
Lebanon / 19-06-2020	USD	600.000	600.000	6.150	100.000	102.500	103.500	102.500	5.294	3.782	2.862	10.120
Lebanon / 12-04-2021	USD	2092.469	2092.469	8.250	100.000	111.000	111.050	111.000	5.196	3.268	3.346	14.142
Lebanon / 27-05-2022	USD	500.000	500.000	6.250	100.000	101.500	102.500	101.500	5.907	3.982	4.290	22.500
Lebanon / 04-10-2022	USD	1540.000	1540.000	6.100	100.000	101.750	102.250	101.750	5.725	3.802	4.544	25.268
Lebanon / 27-01-2023	USD	1100.000	1100.000	6.000	100.000	100.625	101.625	100.625	5.870	3.944	4.826	28.150
Lebanon / 26-05-2023	USD	500.000	500.000	6.400	100.000	101.750	102.750	101.750	6.054	3.846	4.950	30.150
Lebanon / 22-04-2024	USD	700.000	700.000	6.650	100.000	101.625	102.625	101.625	6.360	4.152	5.443	37.120
Lebanon / 04-11-2024	USD	500.000	538.467	6.250	100.000	99.125	100.125	99.125	6.396	4.188	5.831	42.459
Lebanon / 03-12-2024	USD	250.000	250.000	7.000	100.000	102.900	103.450	102.900	6.512	4.303	5.787	42.167
Lebanon / 26-02-2025	USD	800.000	800.000	6.200	100.000	98.000	99.000	98.000	6.526	4.313	6.128	46.161
Lebanon / 12-06-2025	USD	800.000	800.000	6.250	100.000	97.750	98.750	97.750	6.608	4.386	6.208	48.180
Lebanon / 27-11-2026	USD	1600.000	1600.000	6.600	100.000	98.850	99.900	98.850	6.762	4.366	6.903	61.181
Lebanon / 23-03-2027	USD	1250.000	1250.000	6.850	100.000	100.250	101.250	100.250	6.815	4.422	7.158	64.985
Lebanon / 29-11-2027	USD	1000.000	1000.000	6.750	100.000	99.190	100.000	99.190	6.857	4.462	7.352	70.530
Lebanon / 03-11-2028	USD	500.000	893.197	6.650	100.000	98.125	99.125	98.125	6.886	4.492	7.759	79.807
Lebanon / 25-05-2029	USD	1000.000	1000.000	6.850	100.000	99.500	100.500	99.500	6.910	4.516	7.984	85.070
Lebanon / 26-02-2030	USD	1400.000	1400.000	6.650	100.000	97.875	98.875	97.875	6.900	4.503	8.486	95.185
Lebanon / 22-04-2031	USD	300.000	300.000	7.000	100.000	99.750	100.750	99.750	7.027	4.633	8.610	102.660
Lebanon / 23-03-2032	USD	1000.000	1000.000	7.000	100.000	99.750	100.750	99.750	7.027	4.634	9.194	115.168
Lebanon / 02-11-2035	USD	600.000	600.000	7.050	100.000	99.000	100.000	99.000	7.147	4.753	9.974	146.397
Lebanon / 23-03-2037	USD	750.000	750.000	7.250	100.000	99.750	100.750	99.750	7.274	4.267	10.475	160.838
Total Public Sector Eurobonds	USD		27,184.683									

Euro CDs

Not Available

Lebanese Private Sector Eurobonds

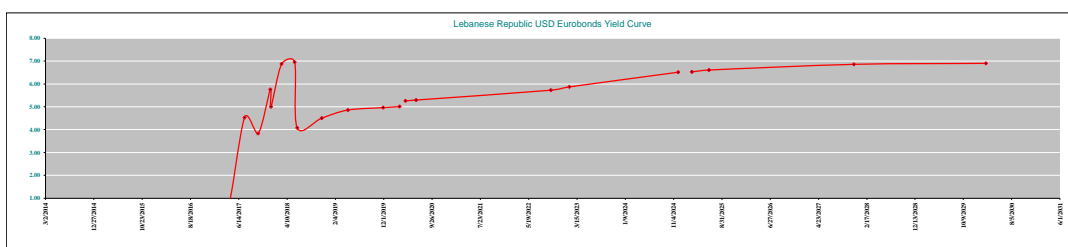
Maturity	Size MM	Type	Coupon	Issue P.	Bid \$	Ask \$	Mid. P	Yield	Spread	Duration	Convexity
Bank MED S.A.L./14-12-2017	USD 500	Euro CD	5.38	99.46	102.76	102.83	102.76	1.50	0.61	0.70	0.84
Bank BYBLOS S.A.L./21-06-2021	USD 300	Note	7.00	100.00	102.08	102.46	102.08	6.43	4.50	3.57	15.71

World Yields in Native Terms

	O/N	3 Months	6 Months	9 Months	1 Year	2 Years	3 Years	5 Years	7 Years	10 Years	30 Years
EUR	-	-0.99	-0.93	-0.91	-0.83	-0.74	-0.63	-0.33	-0.08	0.40	1.15
U.S.A	-	0.77	0.90	--	0.97	1.25	1.52	1.93	2.22	2.40	3.02
U.K	-	0.22	0.27	--	0.14	0.15	0.28	0.61	0.84	1.19	1.76
Japan	-	-0.32	-0.30	-0.23	-0.29	-0.27	-0.20	-0.16	-0.06	0.05	0.84

Libor	USD	EUR	JPY	GBP
1 Month	0.98	-0.40	-0.05	0.26
2 Months	1.02	-0.37	-0.01	0.31
3 Months	1.16	-0.36	0.01	0.34
6 Months	1.43	-0.25	0.04	0.50
1 Year	1.81	-0.11	0.14	0.74

Spot Rates	Bid	Ask
Lebanese Pound	1505.40	1510.40
Euro	1.0782	1.0786
British Sterling Pound	1.2510	1.2516
Japanese Yen	110.8900	110.9000
Gold	1249.57	1249.67



Disclaimer: The Capital Markets Authority (CMA) publishes reports for general information purposes only. However, under no circumstances the CMA will accept any responsibility or liability in connection with the use of the information provided in these reports or on this website.