

DAILY REPORT

Beirut Stock Exchange
Equity Market

Prices and Indices as at the closing of:

24-Mar-17

Listed Companies	Listed Shares MM	Market Cap. (In MM \$)	Total Ordinary Shares MM	Preferred Shares MM	Preferred Shares Issue Price \$	Total Market Cap. (In MM \$)	Cur.	Traded Volume	Traded Value	Closing Price	Open Price	High Price	Low Price	Previous Price
SOLIDERE A	100.00	902.00	100.00			902.00	USD	-	-	9.020	0.000	0.000	0.000	9.020
SOLIDERE B	65.00	575.90	65.00			575.90	USD	2,150	19,050	8.860	8.850	9.000	8.850	9.120
BQ.LIB. POUR LE COMMERCE	51.03	50.52	152.70			151.17	USD	-	-	0.990	0.000	0.000	0.000	0.990
BQ.LIB. POUR LE COMMERCE PEF. "B"	0.55	55.00		0.55		55.00	USD	-	-	100.000	0.000	0.000	0.000	100.000
BQ.LIB. POUR LE COMMERCE PEF. "C"	0.35	35.00		0.35		35.00	USD	-	-	100.000	0.000	0.000	0.000	100.000
BQ.LIB. POUR LE COMMERCE PEF. "D"	0.75	75.00		0.75		75.00	USD	-	-	100.000	0.000	0.000	0.000	100.000
BANQUE AUDI	399.75	2678.32	399.75			2678.32	USD	-	-	6.700	0.000	0.000	0.000	6.700
BANQUE AUDI GDR	116.24	789.26				789.26	USD	24,918	169,216	6.790	6.710	6.800	6.710	6.700
BANQUE AUDI PREFERRED "E"	1.50	153.75		1.50	100.00	153.75	USD	-	-	102.500	0.000	0.000	0.000	102.500
BANQUE AUDI PREFERRED "G"	1.50	153.75		1.50	100.00	153.75	USD	2,430	249,075	102.500	102.500	102.500	102.500	102.500
BANQUE AUDI PREFERRED "H"	0.75	76.73		0.75	100.00	76.73	USD	-	-	102.300	0.000	0.000	0.000	102.300
BANQUE AUDI PREFERRED "I"	2.50	253.00		2.50	100.00	253.00	USD	-	-	101.200	0.000	0.000	0.000	101.200
BANK OF BEIRUT	16.82	316.26	50.47			948.79	USD	-	-	18.800	0.000	0.000	0.000	18.800
BANK OF BEIRUT PRIORITY	4.76	100.00				100.00	USD	-	-	21.000	0.000	0.000	0.000	21.000
BANK OF BEIRUT PREFERRED SHARES "H"	5.40	141.75		5.40	25.00	141.75	USD	-	-	26.250	0.000	0.000	0.000	26.250
BANK OF BEIRUT PREFERRED SHARES "I"	5.00	131.25		5.00	25.00	131.25	USD	-	-	26.250	0.000	0.000	0.000	26.250
BANK OF BEIRUT PREFERRED SHARES "J"	3.00	78.75		3.00	25.00	78.75	USD	-	-	26.250	0.000	0.000	0.000	26.250
BANK OF BEIRUT PREFERRED SHARES "K"	4.00	100.00		4.00	25.00	100.00	USD	-	-	25.250	0.000	0.000	0.000	25.250
BYBLOS BANK	565.52	978.34	565.52			978.34	USD	-	-	1.730	0.000	0.000	0.000	1.730
BYBLOS BANK GDR	1.31	104.73				104.73	USD	-	-	80.000	0.000	0.000	0.000	80.000
BYBLOS BANK PREFERRED SHARES 2008	2.00	206.00		2.00	100.00	206.00	USD	-	-	103.000	0.000	0.000	0.000	103.000
BYBLOS BANK PREFERRED SHARES 2009	2.00	207.00		2.00	96.00	207.00	USD	-	-	103.500	0.000	0.000	0.000	103.500
BQ.EUROPEENNE PR.M.O	51.40	86.87	62.00			104.78	USD	-	-	1.690	0.000	0.000	0.000	1.690
BQ.EUROPEENNE PR.M.O PREFERRED 2013	0.35	34.91		0.35	100.00	34.91	USD	-	-	99.750	0.000	0.000	0.000	99.750
BLOM BANK GDR	73.90	945.87				945.87	USD	16,750	214,340	12.800	12.740	12.800	12.740	12.740
BLOM BANK	215.00	2569.25	215.00			2569.25	USD	-	-	11.950	0.000	0.000	0.000	11.950
BLOM BANK PREFERRED 2011	20.00	206.00		20.00	10.00	206.00	USD	-	-	10.300	0.000	0.000	0.000	10.300
RASAMNY-YOUNIS MOTORS CO	10.92	35.49	27.30			88.73	USD	-	-	3.250	0.000	0.000	0.000	3.250
HOLCIM Liban	19.52	226.39	19.52			226.39	USD	-	-	11.600	0.000	0.000	0.000	11.600
STE DES CEMENTS BLANCS B	6.00	18.84	6.00			18.84	USD	-	-	3.140	0.000	0.000	0.000	3.140
STE DES CEMENTS BLANCS N	3.00	4.71	3.00			4.71	USD	-	-	1.570	0.000	0.000	0.000	1.570
TOTAL EXECUTED	1,749.81	12,290.63	1,666.25	49.65		13,094.95		46,248	\$651,681					

Official USD Closing 1507.5

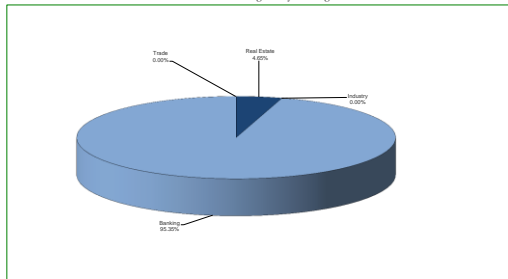
Lebanese Global Depository Receipts

	Shares MM	Bid \$	Ask \$	Mid Price \$
BLOM Bank	73.90	12.70	12.75	12.73
Byblos Bank	1.31	78.00	0.00	78.00
Solidere	9.09	9.15	9.24	9.20
Audi Bank	116.24	6.75	6.90	6.83

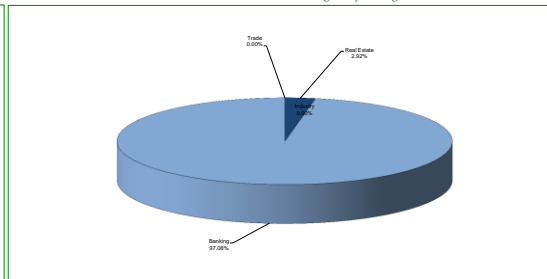
BDL Market Value Weighted Index

	Value	Previous Value	%of change
BDL STOCKS INDEX	101.99	102.78	-0.77%
Number of Transactions	9		

Beirut Stock Exchange Daily Trading Volume



Beirut Stock Exchange Daily Trading Value \$





Lebanese Public Sector Eurobonds

Luxembourg Stock Exchange

Prices and yields as at the closing of :

24-Mar-17

Maturity	Currency	Issued Amount (MM)	Outstanding Amount (MM)	Coupon	Issue P.	Bid \$	Ask \$	Mid. P	Yield	Spread	Duration	Convexity
Lebanon / 20-07-2017	USD	300.000	75.000	3.750	100.000	99.750	100.000	99.750	4.533	3.711	0.307	0.189
Lebanon / 12-10-2017	USD	775.000	775.000	5.000	100.000	100.700	100.850	100.700	3.673	2.763	0.518	0.528
Lebanon / 27-12-2017	USD	950.000	65.000	5.000	100.000	99.625	99.875	99.625	5.760	4.514	0.478	0.520
Lebanon / 31-12-2017	USD	2007.511	200.751	4.000	100.000	99.389	100.556	99.389	5.231	3.814	0.491	0.541
Lebanon / 07-03-2018	USD	700.000	70.000	5.000	100.000	98.750	100.750	98.750	6.881	5.411	0.667	0.830
Lebanon / 27-05-2018	USD	200.000	30.000	5.000	100.000	98.750	100.750	98.750	6.961	5.143	0.630	0.862
Lebanon / 12-06-2018	USD	700.000	700.000	5.150	100.000	101.125	103.125	101.125	4.178	3.195	1.150	1.920
Lebanon / 12-11-2018	USD	1025.000	1025.000	5.150	100.000	100.934	101.850	100.934	4.543	3.272	1.517	3.120
Lebanon / 28-11-2018	EUR	445.000	445.000	5.350	100.000	103.770	104.730	103.770	2.993	3.728	1.579	4.075
Lebanon / 23-04-2019	USD	500.000	500.000	6.750	100.000	101.750	103.750	101.750	4.602	3.320	1.903	4.720
Lebanon / 20-05-2019	USD	650.000	650.000	6.000	100.000	102.850	103.700	102.850	4.586	3.321	1.963	5.000
Lebanon / 28-11-2019	USD	1500.000	1500.000	5.450	100.000	101.500	102.000	101.500	4.841	3.301	2.420	7.337
Lebanon / 09-03-2020	USD	1200.000	1200.000	6.375	100.000	103.800	104.500	103.800	4.972	3.442	2.666	8.745
Lebanon / 14-04-2020	USD	700.000	700.000	5.800	100.000	101.700	102.300	101.700	5.188	3.654	2.697	9.098
Lebanon / 19-06-2020	USD	600.000	600.000	6.150	100.000	102.250	103.250	102.250	5.377	3.836	2.858	10.090
Lebanon / 12-04-2021	USD	2092.469	2092.469	8.250	100.000	110.313	111.278	110.313	5.374	3.417	3.342	14.111
Lebanon / 27-05-2022	USD	500.000	500.000	6.250	100.000	101.500	102.500	101.500	5.906	3.935	4.287	22.480
Lebanon / 04-10-2022	USD	1540.000	1540.000	6.100	100.000	101.950	102.350	101.950	5.683	3.730	4.543	25.256
Lebanon / 27-01-2023	USD	1100.000	1100.000	6.000	100.000	101.100	101.400	101.100	5.773	3.815	4.825	28.140
Lebanon / 26-05-2023	USD	500.000	500.000	6.400	100.000	101.750	102.750	101.750	6.053	3.801	4.948	30.120
Lebanon / 22-04-2024	USD	700.000	700.000	6.650	100.000	101.870	102.200	101.870	6.317	4.077	5.439	37.080
Lebanon / 04-11-2024	USD	500.000	538.467	6.250	100.000	99.500	100.000	99.500	6.333	4.093	5.830	42.446
Lebanon / 03-12-2024	USD	250.000	250.000	7.000	100.000	102.900	103.918	102.900	6.512	4.273	5.788	42.172
Lebanon / 26-02-2025	USD	800.000	800.000	6.200	100.000	98.300	98.900	98.300	6.477	4.238	6.127	46.143
Lebanon / 12-06-2025	USD	800.000	800.000	6.250	100.000	97.833	99.167	97.833	6.594	4.353	6.209	48.190
Lebanon / 27-11-2026	USD	1600.000	1600.000	6.600	100.000	99.650	100.250	99.650	6.648	4.230	6.912	61.287
Lebanon / 23-03-2027	USD	1250.000	1250.000	6.850	100.000	100.300	100.950	100.300	6.808	4.385	7.153	64.913
Lebanon / 29-11-2027	USD	1000.000	1000.000	6.750	100.000	99.320	100.400	99.320	6.839	4.418	7.355	70.570
Lebanon / 03-11-2028	USD	500.000	893.197	6.650	100.000	98.250	98.750	98.250	6.870	4.447	7.753	79.718
Lebanon / 25-05-2029	USD	1000.000	1000.000	6.850	100.000	99.500	100.500	99.500	6.910	4.474	7.981	85.020
Lebanon / 26-02-2030	USD	1400.000	1400.000	6.650	100.000	98.000	98.800	98.000	6.885	4.463	8.484	95.149
Lebanon / 22-04-2031	USD	300.000	300.000	7.000	100.000	99.510	100.610	99.510	7.055	4.639	8.601	102.510
Lebanon / 23-03-2032	USD	1000.000	1000.000	7.000	100.000	100.000	100.050	100.000	7.000	4.582	9.184	114.979
Lebanon / 02-11-2035	USD	600.000	600.000	7.050	100.000	99.550	100.530	99.550	7.093	4.670	9.996	146.869
Lebanon / 23-03-2037	USD	750.000	750.000	7.250	100.000	99.750	100.200	99.750	7.274	4.251	10.459	160.475
Total Public Sector Eurobonds	USD		27,185,351									

Euro CDs

Not Available

Lebanese Private Sector Eurobonds

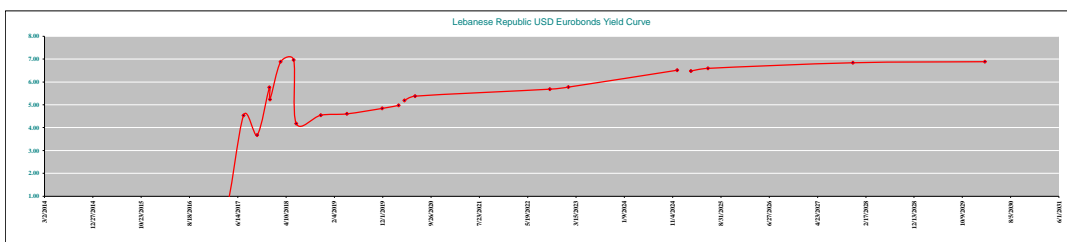
Maturity	Size MM	Type	Coupon	Issue P.	Bid \$	Ask \$	Mid. P	Yield	Spread	Duration	Convexity
Bank MED S.A.L./14-12-2017	USD 500	Euro CD	5.38	99.46	102.75	102.82	102.75	1.49	0.61	0.70	0.84
Bank BYBLOS S.A.L./21-06-2021	USD 300	Note	7.00	100.00	101.99	102.36	101.99	6.45	4.50	3.57	15.69

World Yields in Native Terms

	O/N	3 Months	6 Months	9 Months	1 Year	2 Years	3 Years	5 Years	7 Years	10 Years	30 Years
EUR	-	-0.96	-0.91	-0.92	-0.80	-0.73	-0.62	-0.31	-0.06	0.42	1.16
U.S.A	-	0.77	0.89	--	0.97	1.26	1.54	1.96	2.24	2.42	3.03
U.K	-	0.22	0.27	--	0.15	0.16	0.30	0.63	0.86	1.21	1.78
Japan	-	-0.31	-0.29	-0.23	-0.29	-0.26	-0.19	-0.15	-0.05	0.06	0.84

Lebanon	USD	EUR	JPY	GBP
1 Month	0.98	-0.40	0.01	0.26
2 Months	1.02	-0.37	0.03	0.30
3 Months	1.15	-0.36	0.04	0.34
6 Months	1.43	-0.25	0.05	0.50
1 Year	1.80	-0.11	0.15	0.74

Spot Rates	Bid	Ask
Lebanese Pound	1505.50	1510.50
Euro	1.0797	1.0799
British Sterling Pound	1.2476	1.2477
Japanese Yen	111.2300	111.2800
Gold	1247.53	1247.64



Disclaimer: The Capital Markets Authority (CMA) publishes reports for general information purposes only. However, under no circumstances the CMA will accept any responsibility or liability in connection with the use of the information provided in these reports or on this website.