

LISTED COMPANIES	LISTED SHARES	MARKET CAP.	TOTAL ORDINARY SHARES	PREFERRED SHARES	PREFERRED SHARES ISSUE PRICE	TOTAL MARKET CAP.	CUR.	TRADED VOLUME	TRADED VALUE	CLOSING PRICE	OPEN PRICE	HIGH PRICE	LOW PRICE	PREVIOUS PRICE
	(MM)	(MM \$)	(MM)	(MM)	USD	(MM \$)								
SOLIDERE A	100.00	818.00	100.00			818.00	USD	6,152	50,300	8.18	8.00	8.40	8.00	8.16
SOLIDERE B	65.00	533.65	65.00			533.65	USD	3,925	31,939	8.21	8.00	8.21	7.86	8.00
BQ.LIB. POUR LE COMMERCE	51.03	50.52	152.70			151.17	USD	-	-	0.99	-	-	-	0.99
BQ.LIB. POUR LE COMMERCE PEF. "B"	0.55	55.00		0.55		55.00	USD	-	-	100.00	-	-	-	100.00
BQ.LIB. POUR LE COMMERCE PEF. "C"	0.35	35.00		0.35		35.00	USD	-	-	100.00	-	-	-	100.00
BQ.LIB. POUR LE COMMERCE PEF. "D"	0.75	75.00		0.75		75.00	USD	-	-	100.00	-	-	-	100.00
BANQUE AUDI	399.75	2538.41	399.75			2538.41	USD	29,646	188,189	6.35	6.30	6.40	6.30	6.20
BANQUE AUDI GDR	116.24	750.90				750.90	USD	6,000	38,750	6.46	6.50	6.50	6.25	6.55
BANQUE AUDI PREFERRED "F"	1.50	156.00		1.50	100.00	156.00	USD	-	-	104.00	-	-	-	104.00
BANQUE AUDI PREFERRED "G"	1.50	150.30		1.50	100.00	150.30	USD	-	-	100.20	-	-	-	100.20
BANQUE AUDI PREFERRED "H"	0.75	75.30		0.75	100.00	75.30	USD	-	-	100.40	-	-	-	100.40
BANQUE AUDI PREFERRED "I"	2.50	251.75		2.50	100.00	251.75	USD	-	-	100.70	-	-	-	100.70
BANK OF BEIRUT	16.82	316.26	50.47			948.79	USD	-	-	18.80	-	-	-	18.80
BANK OF BEIRUT PRIORITY	4.76	100.00				100.00	USD	-	-	21.00	-	-	-	21.00
BANK OF BEIRUT PREFERRED SHARES "H"	5.40	141.75		5.40	25.00	141.75	USD	-	-	26.25	-	-	-	26.25
BANK OF BEIRUT PREFERRED SHARES "I"	5.00	131.25		5.00	25.00	131.25	USD	-	-	26.25	-	-	-	26.25
BANK OF BEIRUT PREFERRED SHARES "J"	3.00	78.75		3.00	25.00	78.75	USD	-	-	26.25	-	-	-	26.25
BANK OF BEIRUT PREFERRED SHARES "K"	4.00	101.00		4.00	25.00	101.00	USD	-	-	25.25	-	-	-	25.25
BYBLOS BANK	565.52	961.38	565.52			961.38	USD	-	-	1.70	-	-	-	1.70
BYBLOS BANK GDR	1.31	104.73				104.73	USD	-	-	80.00	-	-	-	80.00
BYBLOS BANK PREFERRED SHARES 2008	2.00	206.20		2.00	100.00	206.20	USD	-	-	103.10	-	-	-	103.10
BYBLOS BANK PREFERRED SHARES 2009	2.00	206.00		2.00	96.00	206.00	USD	-	-	103.00	-	-	-	103.00
BQ.EUROPEENNE PR.M.O	51.40	87.38	62.00			105.40	USD	-	-	1.70	-	-	-	1.70
BQ.EUROPEENNE PR.M.O PREFERRED 20	0.35	34.91		0.35	100.00	34.91	USD	-	-	99.75	-	-	-	99.75
BLOM BANK GDR	73.90	866.80				866.80	USD	27,958	327,917	11.73	11.70	11.75	11.70	11.76
BLOM BANK	215.00	2300.50	215.00			2300.50	USD	1,000	10,700	10.70	10.70	10.70	10.70	10.31
BLOM BANK PREFERRED 2011	20.00	207.00		20.00	10.00	207.00	USD	-	-	10.35	-	-	-	10.35
RASAMNY-YOUNIS MOTORS CO	10.92	35.49	27.30			88.73	USD	-	-	3.25	-	-	-	3.25
HOLCIM Liban	19.52	235.95	19.52			235.95	USD	24,116	291,562	12.09	12.09	12.09	12.09	11.55
STE DES CIMENTS BLANCS B	6.00	18.84	6.00			18.84	USD	-	-	3.14	-	-	-	3.14
STE DES CIMENTS BLANCS N	3.00	4.71	3.00			4.71	USD	-	-	1.57	-	-	-	1.57

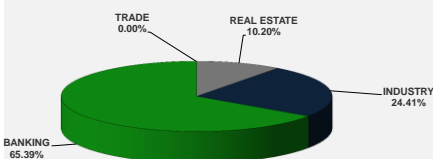
TOTAL EXECUTED 1,749.81 11,628.73 1,666.25 12,433.16 98,797 \$939,357

Official USD Closing 1507.5

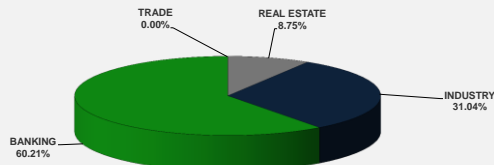
LEBANESE GLOBAL DEPOSITORY RECEIPTS	SHARES MM	BID \$	ASK \$	MID PRICE \$
BLOM BANK	73.90	11.00	11.75	11.38
BYBLOS BANK	1.31	82.50	0.00	82.50
SOLIDERE	9.09	8.30	8.49	8.40
AUDI BANK	116.24	6.11	6.50	6.31

STOCK INDEX	VALUE	PREVIOUS VALUE	% OF CHANGE
MARKET VALUE WEIGHTED INDEX	92.62	91.23	1.52%
NUMBER OF TRANSACTIONS	39		

BEIRUT STOCK EXCHANGE DAILY TRADING VOLUME



BEIRUT STOCK EXCHANGE DAILY TRADING VALUE \$



Disclaimer: The Capital Markets Authority (CMA) publishes reports for general information purposes only. However, under no circumstances the CMA will accept any responsibility or liability in connection with the use of the information provided in these reports or on this website.

MATURITY	CURRENCY	ISSUED AMOUNT (MM)	OUTSTANDING AMOUNT (MM)	COUPON	ISSUE P.	BIDS	ASKS	MID. P	YIELD	SPREAD	DURATION	CONVEXITY
Lebanon / 20-07-2017	USD	300.00	75.00	3.750	100.000	99.750	99.875	99.750	4.864	4.017	0.214	0.092
Lebanon / 12-10-2017	USD	775.00	775.00	5.000	100.000	100.700	100.800	100.700	3.392	2.409	0.438	0.384
Lebanon / 27-12-2017	USD	950.00	65.00	5.000	100.000	99.625	99.875	99.625	5.940	4.591	0.386	0.395
Lebanon / 31-12-2017	USD	2,007.51	200.75	4.000	100.000	99.688	100.438	99.688	4.765	3.480	0.399	0.415
Lebanon / 07-03-2018	USD	700.00	70.00	5.000	100.000	98.750	100.750	98.750	7.167	5.444	0.575	0.670
Lebanon / 27-05-2018	USD	200.00	30.00	5.000	100.000	98.750	100.750	98.750	7.295	5.150	0.538	0.709
Lebanon / 12-06-2018	USD	700.00	700.00	5.150	100.000	101.375	103.375	101.375	3.870	2.793	1.059	1.670
Lebanon / 12-11-2018	USD	1,025.00	1,025.00	5.150	100.000	101.227	102.000	101.227	4.311	3.033	1.426	2.809
Lebanon / 28-11-2018	EUR	445.00	445.00	5.350	100.000	103.500	104.500	103.500	3.029	3.720	1.485	3.698
Lebanon / 23-04-2019	USD	500.00	500.00	6.750	100.000	101.750	102.250	101.750	4.563	3.288	1.856	4.430
Lebanon / 20-05-2019	USD	650.00	650.00	6.000	100.000	103.050	104.050	103.050	4.426	3.153	1.873	4.610
Lebanon / 28-11-2019	USD	1,500.00	1,500.00	5.450	100.000	102.000	102.650	102.000	4.615	3.154	2.331	6.874
Lebanon / 09-03-2020	USD	1,200.00	1,200.00	6.375	100.000	103.850	104.000	103.850	4.909	3.446	2.573	8.214
Lebanon / 14-04-2020	USD	700.00	700.00	5.800	100.000	102.150	103.100	102.150	5.006	3.542	2.685	8.834
Lebanon / 19-06-2020	USD	600.00	600.00	6.150	100.000	103.125	103.625	103.125	5.056	3.594	2.770	9.550
Lebanon / 12-04-2021	USD	2,092.47	#N/A *The record could not be found.	8.250	100.000	#N/A *The record could not be found.	#N/A *The record could not be found.	#N/A *The record could not be found.	#N/A *The record could not be found.	#VALUE!	#N/A *The record could not be found.	#N/A *The record could not be found.
Lebanon / 27-05-2022	USD	500.00	500.00	6.250	100.000	103.250	104.000	103.250	5.505	3.670	4.210	21.780
Lebanon / 04-10-2022	USD	1,540.00	1,540.00	6.100	100.000	102.850	103.350	102.850	5.486	3.644	4.461	24.468
Lebanon / 27-01-2023	USD	1,100.00	1,100.00	6.000	100.000	102.140	102.360	102.140	5.557	3.715	4.743	27.310
Lebanon / 26-05-2023	USD	500.00	500.00	6.400	100.000	103.000	103.750	103.000	5.805	3.693	4.868	29.290
Lebanon / 22-04-2024	USD	700.00	700.00	6.850	100.000	102.875	103.625	102.875	6.136	4.023	5.537	37.380
Lebanon / 04-11-2024	USD	500.00	538.47	6.250	100.000	100.300	100.700	100.300	6.199	4.082	5.749	41.456
Lebanon / 03-12-2024	USD	250.00	250.00	7.000	100.000	104.630	105.350	104.630	6.224	4.104	5.719	41.323
Lebanon / 26-02-2025	USD	800.00	800.00	6.200	100.000	99.900	100.500	99.900	6.214	4.093	6.058	45.242
Lebanon / 12-06-2025	USD	800.00	800.00	6.250	100.000	99.750	100.750	99.750	6.288	4.164	6.144	47.320
Lebanon / 27-11-2026	USD	1,600.00	1,600.00	6.800	100.000	101.050	101.950	101.050	6.450	4.138	6.850	60.366
Lebanon / 23-03-2027	USD	1,250.00	1,250.00	6.850	100.000	102.550	102.750	102.550	6.495	4.183	7.100	64.088
Lebanon / 29-11-2027	USD	1,000.00	1,000.00	6.750	100.000	101.200	101.900	101.200	6.590	4.274	7.300	69.700
Lebanon / 03-11-2028	USD	500.00	893.20	6.850	100.000	100.200	101.000	100.200	6.625	4.314	7.714	79.021
Lebanon / 25-05-2029	USD	1,000.00	1,000.00	6.850	100.000	101.625	102.375	101.625	6.651	4.344	7.941	84.320
Lebanon / 26-02-2030	USD	1,400.00	1,400.00	6.850	100.000	99.900	100.400	99.900	6.660	4.347	8.440	94.341
Lebanon / 22-04-2031	USD	300.00	300.00	7.000	100.000	100.920	102.320	100.920	6.896	4.581	8.856	105.250
Lebanon / 23-03-2032	USD	1,000.00	1,000.00	7.000	100.000	101.660	102.000	101.660	6.820	4.508	9.152	114.358
Lebanon / 02-11-2035	USD	600.00	600.00	7.050	100.000	100.250	101.750	100.250	7.026	4.710	9.948	145.922
Lebanon / 23-03-2037	USD	750.00	750.00	7.250	100.000	101.500	101.800	101.500	7.107	4.134	10.449	160.378
<b>TOTAL PUBLIC SECTOR EUROBONDS</b>		<b>30,476.054</b>	<b>#VALUE!</b>									

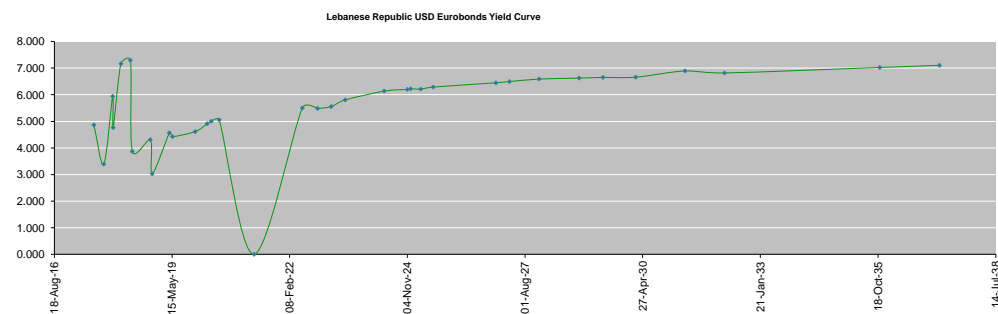
EURO CDS
Not Available

MATURITY	SIZE MM	TYPE	COUPON	Issue P.	BID \$	Ask \$	MID. P	YIELD	SPREAD	DURATION	CONVEXITY
BANK MED S.A.L/14-12-2017	USD 500	Euro CD	5.38	99.46	102.40	102.46	102.40	1.47	0.51	0.60	0.67
BANK BYBLOS S.A.L/21-06-2021	USD 300	Note	7	100	102.36	102.72	102.36	6.34	4.50	3.48	15.02

World Yields in Native Terms	O/N	3 Months	6 Months	9 Months	1 Year	2 Years	3 Years	5 Years	7 Years	10 Years	30 Years
EUR	-	-0.86	-0.80	-0.68	-0.72	-0.67	-0.61	-0.33	-0.07	0.36	1.11
U.S.A	-	0.82	0.98	--	1.07	1.28	1.46	1.84	2.12	2.32	2.98
U.K	-	0.17	0.20	--	0.07	0.10	0.21	0.53	0.77	1.10	1.74
Japan	-	-0.14	-0.15	-0.15	-0.19	-0.19	-0.17	-0.14	-0.10	0.02	0.80

Libor	USD	EUR	JPY	GBP
1 Months	0.99	-0.40	-0.02	0.25
2 Months	1.04	-0.38	-0.01	0.29
3 Months	1.17	-0.36	0.00	0.32
6 Months	1.43	-0.26	0.02	0.47
1 Year	1.78	-0.14	0.13	0.68

Spot Rates	Bid	Ask
Lebanese Pound	1506.70	1511.70
Euro	1.09	1.0925
British Sterling Pound	1.29	1.2905
Japanese Yen	111.44	111.4900
Gold	1263.47	1263.60



**Disclaimer:** The Capital Markets Authority (CMA) publishes reports for general information purposes only. However, under no circumstances the CMA will accept any responsibility or liability in connection with the use of the information provided in these reports or on this website.

Contact us by email: [research@cma.gov.lb](mailto:research@cma.gov.lb)