

LISTED COMPANIES	LISTED SHARES	MARKET CAP.	TOTAL ORDINARY SHARES	PREFERRED SHARES	PREFERRED SHARES ISSUE PRICE	TOTAL MARKET CAP.	CUR.	TRADED VOLUME	TRADED VALUE	CLOSING PRICE	OPEN PRICE	HIGH PRICE	LOW PRICE	PREVIOUS PRICE
	(MM)	(MM \$)	(MM)	(MM)	USD	(MM \$)								
SOLIDERE A	100.00	850.00	100.00			850.00	USD	5,584	47,398	8.50	8.48	8.50	8.35	8.18
SOLIDERE B	65.00	552.50	65.00			552.50	USD	1,627	13,828	8.50	8.25	8.50	8.25	8.21
BQ.LIB. POUR LE COMMERCE	51.03	50.52	152.70			151.17	USD	-	-	0.99	-	-	-	0.99
BQ.LIB. POUR LE COMMERCE PEF. "B"	0.55	55.00		0.55		55.00	USD	-	-	100.00	-	-	-	100.00
BQ.LIB. POUR LE COMMERCE PEF. "C"	0.35	35.00		0.35		35.00	USD	-	-	100.00	-	-	-	100.00
BQ.LIB. POUR LE COMMERCE PEF. "D"	0.75	75.00		0.75		75.00	USD	-	-	100.00	-	-	-	100.00
BANQUE AUDI	399.75	2538.41	399.75			2538.41	USD	-	-	6.35	-	-	-	6.35
BANQUE AUDI GDR	116.24	750.90				750.90	USD	361	2,332	6.46	6.46	6.46	6.46	6.46
BANQUE AUDI PREFERRED "F"	1.50	156.00		1.50	100.00	156.00	USD	-	-	104.00	-	-	-	104.00
BANQUE AUDI PREFERRED "G"	1.50	150.30		1.50	100.00	150.30	USD	-	-	100.20	-	-	-	100.20
BANQUE AUDI PREFERRED "H"	0.75	75.30		0.75	100.00	75.30	USD	-	-	100.40	-	-	-	100.40
BANQUE AUDI PREFERRED "I"	2.50	251.75		2.50	100.00	251.75	USD	-	-	100.70	-	-	-	100.70
BANK OF BEIRUT	16.82	316.26	50.47			948.79	USD	-	-	18.80	-	-	-	18.80
BANK OF BEIRUT PRIORITY	4.76	100.00				100.00	USD	-	-	21.00	-	-	-	21.00
BANK OF BEIRUT PREFERRED SHARES "H"	5.40	141.75		5.40	25.00	141.75	USD	-	-	26.25	-	-	-	26.25
BANK OF BEIRUT PREFERRED SHARES "I"	5.00	131.25		5.00	25.00	131.25	USD	-	-	26.25	-	-	-	26.25
BANK OF BEIRUT PREFERRED SHARES "J"	3.00	78.75		3.00	25.00	78.75	USD	-	-	26.25	-	-	-	26.25
BANK OF BEIRUT PREFERRED SHARES "K"	4.00	101.00		4.00	25.00	101.00	USD	-	-	25.25	-	-	-	25.25
BYBLOS BANK	565.52	989.65	565.52			989.65	USD	36,450	63,813	1.75	1.75	1.76	1.75	1.70
BYBLOS BANK GDR	1.31	104.73				104.73	USD	-	-	80.00	-	-	-	80.00
BYBLOS BANK PREFERRED SHARES 2008	2.00	206.20		2.00	100.00	206.20	USD	-	-	103.10	-	-	-	103.10
BYBLOS BANK PREFERRED SHARES 2009	2.00	206.00		2.00	96.00	206.00	USD	-	-	103.00	-	-	-	103.00
BQ.EUROPEENNE PR.M.O	51.40	87.38	62.00			105.40	USD	-	-	1.70	-	-	-	1.70
BQ.EUROPEENNE PR.M.O PREFERRED 20	0.35	34.91		0.35	100.00	34.91	USD	-	-	99.75	-	-	-	99.75
BLOM BANK GDR	73.90	864.58				864.58	USD	12,211	142,877	11.70	11.70	11.75	11.70	11.73
BLOM BANK	215.00	2300.50	215.00			2300.50	USD	-	-	10.70	-	-	-	10.70
BLOM BANK PREFERRED 2011	20.00	207.00		20.00	10.00	207.00	USD	-	-	10.35	-	-	-	10.35
RASAMNY-YOUNIS MOTORS CO	10.92	35.49	27.30			88.73	USD	-	-	3.25	-	-	-	3.25
HOLCIM Liban	19.52	235.95	19.52			235.95	USD	-	-	12.09	-	-	-	12.09
STE DES CIMENTS BLANCS B	6.00	18.84	6.00			18.84	USD	-	-	3.14	-	-	-	3.14
STE DES CIMENTS BLANCS N	3.00	4.71	3.00			4.71	USD	-	-	1.57	-	-	-	1.57

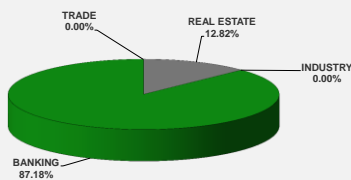
TOTAL EXECUTED	1,749.81	11,705.64	1,666.25			12,510.07		56,233	\$270,248					
-----------------------	-----------------	------------------	-----------------	--	--	------------------	--	---------------	------------------	--	--	--	--	--

Official USD Closing 1607.5

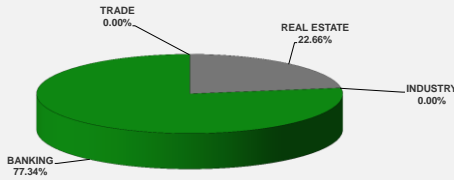
LEBANESE GLOBAL DEPOSITARY RECEIPTS	SHARES MM	BID \$	ASK \$	MID PRICE \$
BLOM BANK	73.90	0.00	11.75	11.75
BYBLOS BANK	1.31	82.50	0.00	82.50
SOLIDERE	9.09	8.46	8.70	8.58
AUDI BANK	116.24	6.25	6.66	6.46

STOCK INDEX	VALUE	PREVIOUS VALUE	% OF CHANGE
MARKET VALUE WEIGHTED INDEX	95.04	92.62	2.62%
NUMBER OF TRANSACTIONS	25		

BEIRUT STOCK EXCHANGE DAILY TRADING VOLUME



BEIRUT STOCK EXCHANGE DAILY TRADING VALUE \$



Disclaimer: The Capital Markets Authority (CMA) publishes reports for general information purposes only. However, under no circumstances the CMA will accept any responsibility or liability in connection with the use of the information provided in these reports or on this website.

MATURITY	CURRENCY	ISSUED AMOUNT (MM)	OUTSTANDING AMOUNT (MM)	COUPON	ISSUE P.	BIDS	ASKS	MID. P	YIELD	SPREAD	DURATION	CONVEXITY
Lebanon / 20-07-2017	USD	300.00	75.00	3.750	100.000	99.750	99.875	99.750	4.879	4.030	0.212	0.090
Lebanon / 12-10-2017	USD	775.00	775.00	5.000	100.000	100.700	100.800	100.700	3.382	2.401	0.435	0.379
Lebanon / 27-12-2017	USD	950.00	65.00	5.000	100.000	99.625	99.875	99.625	5.947	4.594	0.383	0.392
Lebanon / 31-12-2017	USD	2,007.51	200.75	4.000	100.000	99.750	100.250	99.750	4.615	3.388	0.396	0.410
Lebanon / 07-03-2018	USD	700.00	70.00	5.000	100.000	98.750	100.750	98.750	7.177	5.458	0.573	0.666
Lebanon / 27-05-2018	USD	200.00	30.00	5.000	100.000	98.750	100.750	98.750	7.306	5.164	0.535	0.705
Lebanon / 12-06-2018	USD	700.00	700.00	5.150	100.000	101.500	103.500	101.500	3.752	2.683	1.057	1.670
Lebanon / 12-11-2018	USD	1,025.00	1,025.00	5.150	100.000	101.341	102.008	101.341	4.232	2.958	1.423	2.801
Lebanon / 28-11-2018	EUR	445.00	445.00	5.350	100.000	103.500	104.500	103.500	3.025	3.742	1.483	3.688
Lebanon / 23-04-2019	USD	500.00	500.00	6.750	100.000	101.750	103.750	101.750	4.561	3.294	1.857	4.440
Lebanon / 20-05-2019	USD	650.00	650.00	6.000	100.000	103.200	103.850	103.200	4.348	3.079	1.870	4.590
Lebanon / 28-11-2019	USD	1,500.00	1,500.00	5.450	100.000	102.050	102.600	102.050	4.594	3.149	2.328	6.860
Lebanon / 09-03-2020	USD	1,200.00	1,200.00	6.375	100.000	104.050	104.750	104.050	4.834	3.384	2.573	8.215
Lebanon / 14-04-2020	USD	700.00	700.00	5.800	100.000	102.150	102.600	102.150	5.005	3.555	2.681	8.809
Lebanon / 19-06-2020	USD	600.00	600.00	6.150	100.000	103.020	103.480	103.020	5.091	3.640	2.767	9.530
Lebanon / 12-04-2021	USD	2,092.47	#N/A *The record could not be found.	8.250	100.000	#N/A *The record could not be found.	#N/A *The record could not be found.	#N/A *The record could not be found.	#N/A *The record could not be found.	#VALUE!	#N/A *The record could not be found.	#N/A *The record could not be found.
Lebanon / 27-05-2022	USD	500.00	500.00	6.250	100.000	103.250	104.000	103.250	5.505	3.678	4.208	21.750
Lebanon / 04-10-2022	USD	1,540.00	1,540.00	6.100	100.000	102.610	103.390	102.610	5.537	3.702	4.457	24.434
Lebanon / 27-01-2023	USD	1,100.00	1,100.00	6.000	100.000	102.300	102.350	102.300	5.524	3.692	4.741	27.290
Lebanon / 26-05-2023	USD	500.00	500.00	6.400	100.000	103.000	103.750	103.000	5.805	3.694	4.866	29.270
Lebanon / 22-04-2024	USD	700.00	700.00	6.850	100.000	103.000	103.750	103.000	6.114	4.003	5.536	37.360
Lebanon / 04-11-2024	USD	500.00	538.47	6.250	100.000	100.400	100.900	100.400	6.182	4.069	5.748	41.447
Lebanon / 03-12-2024	USD	250.00	250.00	7.000	100.000	104.800	105.450	104.800	6.196	4.080	5.718	41.312
Lebanon / 26-02-2025	USD	800.00	800.00	6.200	100.000	100.000	100.450	100.000	6.198	4.081	6.056	45.212
Lebanon / 12-06-2025	USD	800.00	800.00	6.250	100.000	100.000	101.000	100.000	6.249	4.126	6.145	47.330
Lebanon / 27-11-2026	USD	1,600.00	1,600.00	6.800	100.000	101.300	101.950	101.300	6.415	4.108	6.849	60.358
Lebanon / 23-03-2027	USD	1,250.00	1,250.00	6.850	100.000	102.500	102.850	102.500	6.502	4.197	7.098	64.055
Lebanon / 29-11-2027	USD	1,000.00	1,000.00	6.750	100.000	101.110	102.000	101.110	6.602	4.293	7.297	69.660
Lebanon / 03-11-2028	USD	500.00	893.20	6.850	100.000	100.600	101.050	100.600	6.575	4.269	7.716	79.059
Lebanon / 25-05-2029	USD	1,000.00	1,000.00	6.850	100.000	101.750	102.500	101.750	6.636	4.329	7.942	84.320
Lebanon / 26-02-2030	USD	1,400.00	1,400.00	6.850	100.000	100.100	101.000	100.100	6.637	4.327	8.448	94.470
Lebanon / 22-04-2031	USD	300.00	300.00	7.000	100.000	101.070	102.170	101.070	6.879	4.573	8.853	105.200
Lebanon / 23-03-2032	USD	1,000.00	1,000.00	7.000	100.000	101.800	102.250	101.800	6.805	4.498	9.156	114.424
Lebanon / 02-11-2035	USD	600.00	600.00	7.050	100.000	100.600	101.150	100.600	6.992	4.685	9.940	145.748
Lebanon / 23-03-2037	USD	750.00	750.00	7.250	100.000	101.600	101.800	101.600	7.098	4.122	10.449	160.375
TOTAL PUBLIC SECTOR EUROBONDS		30,476.143	#VALUE!									

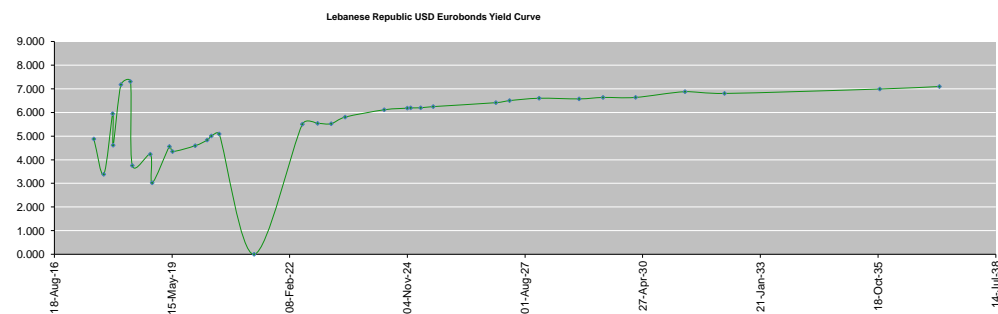
EURO CDS
Not Available

MATURITY	SIZE MM	TYPE	COUPON	Issue P.	BID \$	Ask \$	MID. P	YIELD	SPREAD	DURATION	CONVEXITY
BANK MED S.A.L/14-12-2017	USD 500	Euro CD	5.38	99.46	102.39	102.45	102.39	1.47	0.50	0.60	0.66
BANK BYBLOS S.A.L/21-06-2021	USD 300	Note	7	100	102.37	102.74	102.37	6.34	4.50	3.48	15.00

World Yields in Native Terms	O/N	3 Months	6 Months	9 Months	1 Year	2 Years	3 Years	5 Years	7 Years	10 Years	30 Years
EUR	-	-0.90	-0.73	-0.67	-0.72	-0.71	-0.65	-0.36	-0.09	0.34	1.13
U.S.A	-	0.80	0.97	--	1.07	1.27	1.45	1.84	2.12	2.31	2.98
U.K	-	0.17	0.20	--	0.07	0.10	0.21	0.52	0.77	1.10	1.73
Japan	-	-0.14	-0.14	-0.14	-0.20	-0.21	-0.18	-0.16	-0.10	0.02	0.78

Libor	USD	EUR	JPY	GBP
1 Months	1.00	-0.40	-0.01	0.25
2 Months	1.04	-0.38	0.00	0.29
3 Months	1.17	-0.36	0.01	0.32
6 Months	1.43	-0.26	0.02	0.47
1 Year	1.78	-0.14	0.14	0.68

Spot Rates	Bid	Ask
Lebanese Pound	1506.50	1511.50
Euro	1.09	1.0927
British Sterling Pound	1.29	1.2936
Japanese Yen	111.42	111.4500
Gold	1267.02	1267.17



Disclaimer: The Capital Markets Authority (CMA) publishes reports for general information purposes only. However, under no circumstances the CMA will accept any responsibility or liability in connection with the use of the information provided in these reports or on this website.

Contact us by email: research@cma.gov.lb