

DAILY REPORT

Beirut Stock Exchange
Equity Market

Prices and Indices as at the closing of:

31-Mar-17

Listed Companies	Listed Shares MM	Market Cap. (In MM \$)	Total Ordinary Shares MM	Preferred Shares MM	Preferred Shares Issue Price \$	Total Market Cap. (In MM \$)	Cur.	Traded Volume	Traded Value	Closing Price	Open Price	High Price	Low Price	Previous Price
SOLIDERE A	100.00	899.00	100.00			899.00	USD	35,490	314,469	8.990	8.880	8.990	8.600	8.790
SOLIDERE B	65.00	572.00	65.00			572.00	USD	5,957	52,451	8.800	8.820	9.000	8.660	8.910
BQ.LIB. POUR LE COMMERCE	51.03	50.52	152.70			151.17	USD	-	-	0.990	0.000	0.000	0.000	0.990
BQ.LIB. POUR LE COMMERCE PEF. "B"	0.55	55.00		0.55		55.00	USD	300	30,000	100.000	100.000	100.000	100.000	100.000
BQ.LIB. POUR LE COMMERCE PEF. "C"	0.35	35.00		0.35		35.00	USD	-	-	100.000	0.000	0.000	0.000	100.000
BQ.LIB. POUR LE COMMERCE PEF. "D"	0.75	75.00		0.75		75.00	USD	-	-	100.000	0.000	0.000	0.000	100.000
BANQUE AUDI	399.75	2758.27	399.75			2758.27	USD	-	-	6.900	0.000	0.000	0.000	6.900
BANQUE AUDI GDR	116.24	799.72				799.72	USD	-	-	6.880	0.000	0.000	0.000	6.880
BANQUE AUDI PREFERRED "E"	1.50	153.75		1.50	100.00	153.75	USD	-	-	102.500	0.000	0.000	0.000	102.500
BANQUE AUDI PREFERRED "G"	1.50	153.75		1.50	100.00	153.75	USD	-	-	102.500	0.000	0.000	0.000	102.500
BANQUE AUDI PREFERRED "H"	0.75	76.73		0.75	100.00	76.73	USD	-	-	102.300	0.000	0.000	0.000	102.300
BANQUE AUDI PREFERRED "I"	2.50	253.00		2.50	100.00	253.00	USD	-	-	101.200	0.000	0.000	0.000	101.200
BANK OF BEIRUT	16.82	316.26	50.47			948.79	USD	-	-	18.800	0.000	0.000	0.000	18.800
BANK OF BEIRUT PRIORITY	4.76	100.00				100.00	USD	-	-	21.000	0.000	0.000	0.000	21.000
BANK OF BEIRUT PREFERRED SHARES "H"	5.40	141.75		5.40	25.00	141.75	USD	-	-	26.250	0.000	0.000	0.000	26.250
BANK OF BEIRUT PREFERRED SHARES "I"	5.00	131.25		5.00	25.00	131.25	USD	-	-	26.250	0.000	0.000	0.000	26.250
BANK OF BEIRUT PREFERRED SHARES "J"	3.00	78.75		3.00	25.00	78.75	USD	-	-	26.250	0.000	0.000	0.000	26.250
BANK OF BEIRUT PREFERRED SHARES "K"	4.00	100.00		4.00	25.00	100.00	USD	-	-	25.250	0.000	0.000	0.000	25.250
BYBLOS BANK	565.52	984.00	565.52			984.00	USD	-	-	1.740	0.000	0.000	0.000	1.740
BYBLOS BANK GDR	1.31	104.73				104.73	USD	-	-	80.000	0.000	0.000	0.000	80.000
BYBLOS BANK PREFERRED SHARES 2008	2.00	206.00		2.00	100.00	206.00	USD	-	-	103.000	0.000	0.000	0.000	103.000
BYBLOS BANK PREFERRED SHARES 2009	2.00	207.00		2.00	96.00	207.00	USD	-	-	103.500	0.000	0.000	0.000	103.500
BQ.EUROPEENNE PR.M.O	51.40	86.87	62.00			104.78	USD	-	-	1.690	0.000	0.000	0.000	1.690
BQ.EUROPEENNE PR.M.O PREFERRED 2013	0.35	34.91		0.35	100.00	34.91	USD	-	-	99.750	0.000	0.000	0.000	99.750
BLOM BANK GDR	73.90	945.87				945.87	USD	6,000	76,800	12.800	12.800	12.800	12.800	12.800
BLOM BANK	215.00	2601.50	215.00			2601.50	USD	8,850	107,085	12.100	12.100	12.100	12.100	11.940
BLOM BANK PREFERRED 2011	20.00	207.00		20.00	10.00	207.00	USD	-	-	10.350	0.000	0.000	0.000	10.350
RASAMNY-YOUNIS MOTORS CO	10.92	35.49	27.30			88.73	USD	-	-	3.250	0.000	0.000	0.000	3.250
HOLCIM Liban	19.52	224.43	19.52			224.43	USD	-	-	11.500	0.000	0.000	0.000	11.500
STE DES CEMENTS BLANCS B	6.00	18.84	6.00			18.84	USD	-	-	3.140	0.000	0.000	0.000	3.140
STE DES CEMENTS BLANCS N	3.00	4.71	3.00			4.71	USD	-	-	1.570	0.000	0.000	0.000	1.570
TOTAL EXECUTED	1,749.81	12,411.09	1,666.25	49.65		13,215.42		56,597	\$580,805					

Official USD Closing 1507.5

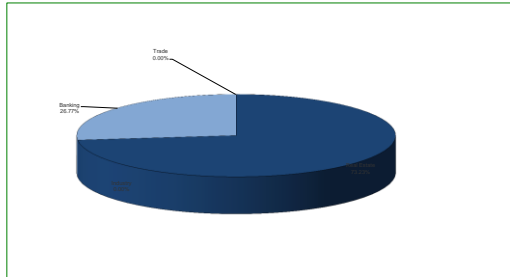
Lebanese Global Depository Receipts

	Shares MM	Bid \$	Ask \$	Mid Price \$
BLOM Bank	73.90	0.00	12.90	12.90
Byblos Bank	1.31	78.00	0.00	78.00
Solidere	9.09	8.80	9.19	9.00
Audi Bank	116.24	6.75	6.88	6.82

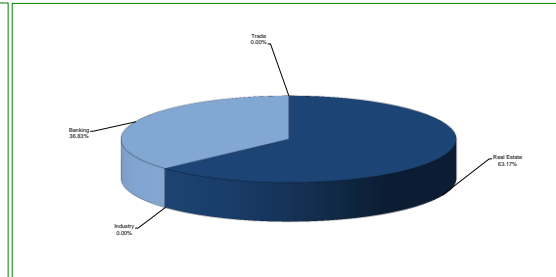
BDL Market Value Weighted Index

	Value	Previous Value	%of change
BDL STOCKS INDEX	102.22	101.34	0.87%
Number of Transactions	40		

Beirut Stock Exchange Daily Trading Volume



Beirut Stock Exchange Daily Trading Value \$





Lebanese Public Sector Eurobonds

Luxembourg Stock Exchange

Prices and yields as at the closing of :

31-Mar-17

Maturity	Currency	Issued Amount (MM)	Outstanding Amount (MM)	Coupon	Issue P.	Bid \$	Ask \$	Mid. P	Yield	Spread	Duration	Convexity
Lebanon / 20-07-2017	USD	300.000	75.000	3.750	100.000	99.750	100.000	99.750	4.575	3.793	0.291	0.169
Lebanon / 12-10-2017	USD	775.000	775.000	5.000	100.000	100.620	100.750	100.620	3.788	2.884	0.501	0.503
Lebanon / 27-12-2017	USD	950.000	65.000	5.000	100.000	99.625	99.875	99.625	5.786	4.603	0.461	0.497
Lebanon / 31-12-2017	USD	2007.511	200.751	4.000	100.000	99.500	100.500	99.500	5.038	3.635	0.475	0.518
Lebanon / 07-03-2018	USD	700.000	70.000	5.000	100.000	98.750	100.750	98.750	6.925	5.382	0.651	0.800
Lebanon / 27-05-2018	USD	200.000	30.000	5.000	100.000	98.750	100.750	98.750	7.012	5.107	0.614	0.834
Lebanon / 12-06-2018	USD	700.000	700.000	5.150	100.000	101.250	103.250	101.250	4.057	3.024	1.134	1.870
Lebanon / 12-11-2018	USD	1025.000	1025.000	5.150	100.000	101.272	101.954	101.272	4.319	3.030	1.502	3.068
Lebanon / 28-11-2018	EUR	445.000	445.000	5.350	100.000	104.750	106.750	104.750	2.375	3.112	1.575	4.073
Lebanon / 23-04-2019	USD	500.000	500.000	6.750	100.000	101.250	102.250	101.250	4.851	3.563	1.881	4.630
Lebanon / 20-05-2019	USD	650.000	650.000	6.000	100.000	102.750	103.950	102.750	4.625	3.345	1.947	4.930
Lebanon / 28-11-2019	USD	1500.000	1500.000	5.450	100.000	102.000	102.500	102.000	4.637	3.111	2.406	7.267
Lebanon / 09-03-2020	USD	1200.000	1200.000	6.375	100.000	103.950	104.900	103.950	4.910	3.385	2.651	8.661
Lebanon / 14-04-2020	USD	700.000	700.000	5.800	100.000	102.100	102.550	102.100	5.043	3.516	2.683	9.016
Lebanon / 19-06-2020	USD	600.000	600.000	6.150	100.000	102.625	103.625	102.625	5.247	3.717	2.844	10.000
Lebanon / 12-04-2021	USD	2092.469	2092.469	8.250	100.000	110.562	111.339	110.562	5.299	3.342	3.327	14.005
Lebanon / 27-05-2022	USD	500.000	500.000	6.250	100.000	102.250	103.250	102.250	5.737	3.766	4.278	22.390
Lebanon / 04-10-2022	USD	1540.000	1540.000	6.100	100.000	102.110	102.850	102.110	5.648	3.692	4.530	25.130
Lebanon / 27-01-2023	USD	1100.000	1100.000	6.000	100.000	101.500	101.860	101.500	5.691	3.726	4.813	28.010
Lebanon / 26-05-2023	USD	500.000	500.000	6.400	100.000	102.250	103.250	102.250	5.956	3.698	4.937	30.000
Lebanon / 22-04-2024	USD	700.000	700.000	6.650	100.000	102.850	102.880	102.850	6.145	3.894	5.434	37.010
Lebanon / 04-11-2024	USD	500.000	538.467	6.250	100.000	99.750	100.000	99.750	6.291	4.045	5.815	42.269
Lebanon / 03-12-2024	USD	250.000	250.000	7.000	100.000	103.330	103.850	103.330	6.441	4.188	5.774	42.006
Lebanon / 26-02-2025	USD	800.000	800.000	6.200	100.000	99.150	99.900	99.150	6.337	4.092	6.124	46.088
Lebanon / 12-06-2025	USD	800.000	800.000	6.250	100.000	99.125	100.125	99.125	6.387	4.140	6.210	48.180
Lebanon / 27-11-2026	USD	1600.000	1600.000	6.600	100.000	101.450	101.900	101.450	6.395	3.983	6.928	61.482
Lebanon / 23-03-2027	USD	1250.000	1250.000	6.850	100.000	102.000	102.150	102.000	6.573	4.151	7.165	65.049
Lebanon / 29-11-2027	USD	1000.000	1000.000	6.750	100.000	100.870	101.450	100.870	6.633	4.211	7.367	70.720
Lebanon / 03-11-2028	USD	500.000	893.197	6.650	100.000	99.250	99.750	99.250	6.743	4.320	7.762	79.827
Lebanon / 25-05-2029	USD	1000.000	1000.000	6.850	100.000	100.000	101.000	100.000	6.849	4.419	7.978	84.960
Lebanon / 26-02-2030	USD	1400.000	1400.000	6.650	100.000	99.250	99.600	99.250	6.737	4.318	8.496	95.329
Lebanon / 22-04-2031	USD	300.000	300.000	7.000	100.000	99.980	101.180	99.980	7.002	4.588	8.602	102.510
Lebanon / 23-03-2032	USD	1000.000	1000.000	7.000	100.000	100.630	100.830	100.630	6.931	4.510	9.191	115.107
Lebanon / 02-11-2035	USD	600.000	600.000	7.050	100.000	99.850	101.250	99.850	7.064	4.644	10.003	147.032
Lebanon / 23-03-2037	USD	750.000	750.000	7.250	100.000	100.630	100.800	100.630	7.190	4.149	10.479	160.953
Total Public Sector Eurobonds	USD		27,180.100									

Euro CDs

Not Available

Lebanese Private Sector Eurobonds

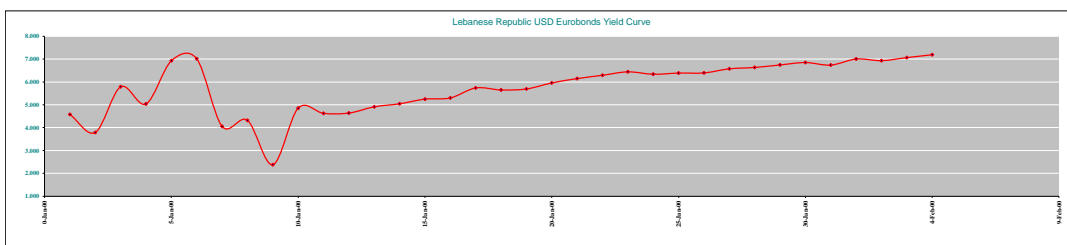
Maturity	Size MM	Type	Coupon	Issue P.	Bid \$	Ask \$	Mid. P	Yield	Spread	Duration	Convexity
Bank MED S.A.L./14-12-2017	USD 500	Euro CD	5.38	99.46	102.68	102.75	102.68	1.48	0.58	0.68	0.80
Bank BYBLOS S.A.L./21-06-2021	USD 300	Note	7.00	100.00	101.96	102.33	101.96	6.46	4.50	3.55	15.56

World Yields in Native Terms

	O/N	3 Months	6 Months	9 Months	1 Year	2 Years	3 Years	5 Years	7 Years	10 Years	30 Years
EUR	-	-0.91	-0.88	-0.90	-0.73	-0.73	-0.64	-0.37	-0.14	0.33	1.11
U.S.A	-	0.76	0.90	--	1.03	1.29	1.53	1.96	2.25	2.42	3.04
U.K	-	0.22	0.27	--	0.11	0.11	0.23	0.55	0.78	1.12	1.70
Japan	-	-0.19	-0.20	-0.20	-0.24	-0.19	-0.16	-0.12	-0.04	0.07	0.85

Labor	USD	EUR	JPY	GDP
1 Months	0.98	-0.40	0.00	0.26
2 Months	1.03	-0.37	0.02	0.31
3 Months	1.15	-0.36	0.01	0.34
6 Months	1.42	-0.25	0.04	0.49
1 Year	1.79	-0.12	0.14	0.72

Spot Rates	Bid	Ask
Lebanese Pound	1504.00	1509.00
Euro	1.0679	1.0680
British Sterling Pound	1.2484	1.2485
Japanese Yen	111.9400	111.9800
Gold	1240.98	1241.07



Disclaimer: The Capital Markets Authority (CMA) publishes reports for general information purposes only. However, under no circumstances the CMA will accept any responsibility or liability in connection with the use of the information provided in these reports or on this website.