

LISTED COMPANIES	LISTED SHARES	MARKET CAP.	TOTAL ORDINARY SHARES	PREFERRED SHARES	PREFERRED SHARES ISSUE PRICE	TOTAL MARKET CAP.	CUR.	TRADED VOLUME	TRADED VALUE	CLOSING PRICE	OPEN PRICE	HIGH PRICE	LOW PRICE	PREVIOUS PRICE
	(MM)	(MM \$)	(MM)	(MM)	USD	(MM \$)								
SOLIDERE A	100.00	883.00	100.00			883.00	USD	21,984	198,783	8.83	9.20	9.20	8.51	8.50
SOLIDERE B	65.00	573.30	65.00			573.30	USD	4,203	37,060	8.82	8.75	9.00	8.60	8.50
BQ.LIB. POUR LE COMMERCE	51.03	50.52	152.70			151.17	USD	-	-	0.99	-	-	-	0.99
BQ.LIB. POUR LE COMMERCE PEF. "B"	0.55	55.00		0.55		55.00	USD	-	-	100.00	-	-	-	100.00
BQ.LIB. POUR LE COMMERCE PEF. "C"	0.35	35.00		0.35		35.00	USD	-	-	100.00	-	-	-	100.00
BQ.LIB. POUR LE COMMERCE PEF. "D"	0.75	75.00		0.75		75.00	USD	-	-	100.00	-	-	-	100.00
BANQUE AUDI	399.75	2518.42	399.75			2518.42	USD	1,050	6,615	6.30	6.30	6.30	6.30	6.35
BANQUE AUDI GDR	116.24	738.11				738.11	USD	3,900	24,750	6.35	6.50	6.50	6.25	6.46
BANQUE AUDI PREFERRED "F"	1.50	156.00		1.50	100.00	156.00	USD	-	-	104.00	-	-	-	104.00
BANQUE AUDI PREFERRED "G"	1.50	150.30		1.50	100.00	150.30	USD	-	-	100.20	-	-	-	100.20
BANQUE AUDI PREFERRED "H"	0.75	75.30		0.75	100.00	75.30	USD	-	-	100.40	-	-	-	100.40
BANQUE AUDI PREFERRED "I"	2.50	251.75		2.50	100.00	251.75	USD	-	-	100.70	-	-	-	100.70
BANK OF BEIRUT	16.82	316.26	50.47			948.79	USD	-	-	18.80	-	-	-	18.80
BANK OF BEIRUT PRIORITY	4.76	100.00				100.00	USD	-	-	21.00	-	-	-	21.00
BANK OF BEIRUT PREFERRED SHARES "H"	5.40	141.75		5.40	25.00	141.75	USD	-	-	26.25	-	-	-	26.25
BANK OF BEIRUT PREFERRED SHARES "I"	5.00	131.25		5.00	25.00	131.25	USD	-	-	26.25	-	-	-	26.25
BANK OF BEIRUT PREFERRED SHARES "J"	3.00	78.75		3.00	25.00	78.75	USD	-	-	26.25	-	-	-	26.25
BANK OF BEIRUT PREFERRED SHARES "K"	4.00	101.00		4.00	25.00	101.00	USD	-	-	25.25	-	-	-	25.25
BYBLOS BANK	565.52	904.82	565.52			904.82	USD	5,720	9,162	1.60	1.60	1.61	1.60	1.75
BYBLOS BANK GDR	1.31	104.73				104.73	USD	-	-	80.00	-	-	-	80.00
BYBLOS BANK PREFERRED SHARES 2008	2.00	200.00		2.00	100.00	200.00	USD	2,000	200,000	100.00	100.00	100.00	100.00	103.10
BYBLOS BANK PREFERRED SHARES 2009	2.00	206.00		2.00	96.00	206.00	USD	-	-	103.00	-	-	-	103.00
BQ.EUROPEENNE PR.M.O	51.40	87.38	62.00			105.40	USD	-	-	1.70	-	-	-	1.70
BQ.EUROPEENNE PR.M.O PREFERRED 20	0.35	34.91		0.35	100.00	34.91	USD	-	-	99.75	-	-	-	99.75
BLOM BANK GDR	73.90	861.63				861.63	USD	6,725	78,417	11.66	11.65	11.70	11.65	11.70
BLOM BANK	215.00	2279.00	215.00			2279.00	USD	10,467	110,950	10.60	10.60	10.60	10.60	10.70
BLOM BANK PREFERRED 2011	20.00	207.00		20.00	10.00	207.00	USD	-	-	10.35	-	-	-	10.35
RASAMNY-YOUNIS MOTORS CO	10.92	35.49	27.30			88.73	USD	-	-	3.25	-	-	-	3.25
HOLCIM Liban	19.52	235.95	19.52			235.95	USD	-	-	12.09	-	-	-	12.09
STE DES CIMENTS BLANCS B	6.00	18.84	6.00			18.84	USD	-	-	3.14	-	-	-	3.14
STE DES CIMENTS BLANCS N	3.00	4.71	3.00			4.71	USD	-	-	1.57	-	-	-	1.57

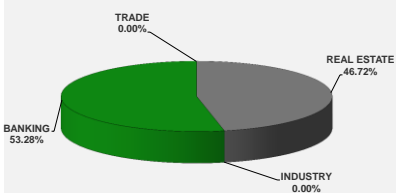
TOTAL EXECUTED 1,749.81 11,611.18 1,666.25 12,415.61 56,049 \$665,737

Official USD Closing 1507.5

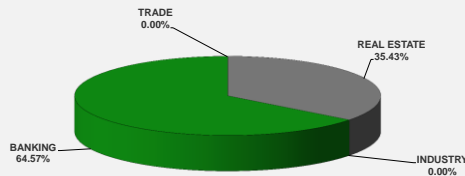
LEBANESE GLOBAL DEPOSITORY RECEIPTS	SHARES MM	BID \$	ASK \$	MID PRICE \$
BLOM BANK	73.90	11.50	11.60	11.55
BYBLOS BANK	1.31	82.50	0.00	82.50
SOLIDERE	9.09	8.80	8.94	8.87
AUDI BANK	116.24	6.25	6.66	6.46

STOCK INDEX	VALUE	PREVIOUS VALUE	% OF CHANGE
MARKET VALUE WEIGHTED INDEX	96.99	95.04	2.05%
NUMBER OF TRANSACTIONS	45		

BEIRUT STOCK EXCHANGE DAILY TRADING VOLUME



BEIRUT STOCK EXCHANGE DAILY TRADING VALUE \$



Disclaimer: The Capital Markets Authority (CMA) publishes reports for general information purposes only. However, under no circumstances the CMA will accept any responsibility or liability in connection with the use of the information provided in these reports or on this website.

MATURITY	CURRENCY	ISSUED AMOUNT (MM)	OUTSTANDING AMOUNT (MM)	COUPON	ISSUE P.	BIDS	ASKS	MID. P	YIELD	SPREAD	DURATION	CONVEXITY
Lebanon / 20-07-2017	USD	300.00	75.00	3.750	100.000	99.750	99.875	99.750	4.893	3.998	0.209	0.087
Lebanon / 12-10-2017	USD	775.00	775.00	5.000	100.000	100.700	100.800	100.700	3.371	2.370	0.433	0.375
Lebanon / 27-12-2017	USD	950.00	65.00	5.000	100.000	99.625	99.875	99.625	5.954	4.575	0.380	0.388
Lebanon / 31-12-2017	USD	2,007.51	200.75	4.000	100.000	99.688	100.438	99.688	4.776	3.466	0.393	0.408
Lebanon / 07-03-2018	USD	700.00	70.00	5.000	100.000	98.750	100.750	98.750	7.187	5.447	0.570	0.661
Lebanon / 27-05-2018	USD	200.00	30.00	5.000	100.000	98.750	100.750	98.750	7.318	5.152	0.533	0.700
Lebanon / 12-06-2018	USD	700.00	700.00	5.150	100.000	101.375	103.375	101.375	3.864	2.774	1.053	1.660
Lebanon / 12-11-2018	USD	1,025.00	1,025.00	5.150	100.000	101.168	102.010	101.168	4.348	3.058	1.420	2.790
Lebanon / 28-11-2018	EUR	445.00	445.00	5.350	100.000	103.500	104.500	103.500	3.021	3.738	1.480	3.677
Lebanon / 23-04-2019	USD	500.00	500.00	6.750	100.000	102.125	104.125	102.125	4.361	3.070	1.856	4.440
Lebanon / 20-05-2019	USD	650.00	650.00	6.000	100.000	103.200	103.880	103.200	4.346	3.061	1.867	4.580
Lebanon / 28-11-2019	USD	1,500.00	1,500.00	5.450	100.000	102.200	102.550	102.200	4.531	3.053	2.326	6.847
Lebanon / 09-03-2020	USD	1,200.00	1,200.00	6.375	100.000	103.650	104.200	103.650	4.981	3.499	2.568	8.183
Lebanon / 14-04-2020	USD	700.00	700.00	5.800	100.000	102.050	102.950	102.050	5.041	3.566	2.678	8.798
Lebanon / 19-06-2020	USD	600.00	600.00	6.150	100.000	103.000	104.000	103.000	5.097	3.613	2.766	9.530
Lebanon / 12-04-2021	USD	2,092.47	0.00	8.250	100.000	0.000	0.000	0.000	0.000	0.000	0.000	0.000
Lebanon / 27-05-2022	USD	500.00	500.00	6.250	100.000	103.250	104.250	103.250	5.505	3.647	4.206	21.740
Lebanon / 04-10-2022	USD	1,540.00	1,540.00	6.100	100.000	102.800	103.650	102.800	5.496	3.645	4.457	24.428
Lebanon / 27-01-2023	USD	1,100.00	1,100.00	6.000	100.000	101.950	102.410	101.950	5.595	3.743	4.737	27.250
Lebanon / 26-05-2023	USD	500.00	500.00	6.400	100.000	103.125	104.125	103.125	5.780	3.636	4.866	29.260
Lebanon / 22-04-2024	USD	700.00	700.00	6.850	100.000	103.000	104.000	103.000	6.114	3.966	5.535	37.350
Lebanon / 04-11-2024	USD	500.00	538.47	6.250	100.000	100.650	101.400	100.650	6.141	4.003	5.929	42.754
Lebanon / 03-12-2024	USD	250.00	250.00	7.000	100.000	104.850	105.450	104.850	6.188	4.048	5.716	41.283
Lebanon / 26-02-2025	USD	800.00	800.00	6.200	100.000	99.800	100.700	99.800	6.231	4.089	6.053	45.182
Lebanon / 12-06-2025	USD	800.00	800.00	6.250	100.000	100.000	101.000	100.000	6.249	4.102	6.142	47.300
Lebanon / 27-11-2026	USD	1,600.00	1,600.00	6.800	100.000	101.300	102.000	101.300	6.415	4.087	6.847	60.326
Lebanon / 23-03-2027	USD	1,250.00	1,250.00	6.850	100.000	102.500	103.000	102.500	6.502	4.170	7.097	64.035
Lebanon / 29-11-2027	USD	1,000.00	1,000.00	6.750	100.000	101.750	102.250	101.750	6.517	4.189	7.304	69.750
Lebanon / 03-11-2028	USD	500.00	893.20	6.850	100.000	100.750	101.300	100.750	6.556	4.222	7.973	81.691
Lebanon / 25-05-2029	USD	1,000.00	1,000.00	6.850	100.000	101.500	102.500	101.500	6.666	4.331	7.936	84.230
Lebanon / 26-02-2030	USD	1,400.00	1,400.00	6.850	100.000	100.050	100.850	100.050	6.643	4.306	8.443	94.379
Lebanon / 22-04-2031	USD	300.00	300.00	7.000	100.000	101.330	102.330	101.330	6.850	4.516	8.856	105.260
Lebanon / 23-03-2032	USD	1,000.00	1,000.00	7.000	100.000	102.000	102.100	102.000	6.783	4.449	9.154	114.388
Lebanon / 02-11-2035	USD	600.00	600.00	7.050	100.000	100.450	101.400	100.450	7.006	4.677	10.286	150.831
Lebanon / 23-03-2037	USD	750.00	750.00	7.250	100.000	101.700	101.850	101.700	7.088	4.074	10.450	160.399
TOTAL PUBLIC SECTOR EUROBONDS		30,475.609	25,098.04									

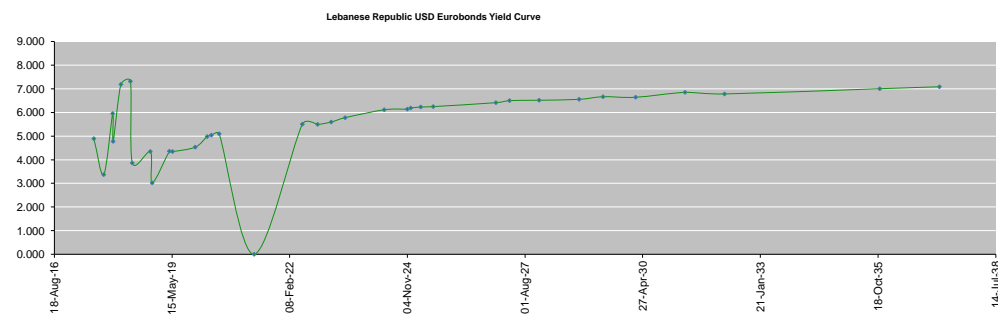
EURO CDS
Not Available

MATURITY	SIZE MM	TYPE	COUPON	Issue P.	BID \$	Ask \$	MID. P	YIELD	SPREAD	DURATION	CONVEXITY
BANK MED S.A.L/14-12-2017	USD 500	Euro CD	5.38	99.46	102.36	102.42	102.36	1.50	0.51	0.60	0.66
BANK BYBLOS S.A.L/21-06-2021	USD 300	Note	7	100	102.30	102.67	102.30	6.36	4.50	3.48	14.98

World Yields in Native Terms	O/N	3 Months	6 Months	9 Months	1 Year	2 Years	3 Years	5 Years	7 Years	10 Years	30 Years
EUR	-	-0.91	-0.79	-0.67	-0.72	-0.72	-0.66	-0.37	-0.10	0.33	1.11
U.S.A	-	0.86	0.99	-	1.08	1.29	1.48	1.86	2.15	2.34	3.02
U.K	-	0.17	0.20	-	0.05	0.08	0.19	0.51	0.76	1.10	1.73
Japan	-	-0.13	-0.14	-0.14	-0.20	-0.20	-0.18	-0.15	-0.09	0.02	0.80

Libor	USD	EUR	JPY	GBP
1 Months	1.00	-0.40	-0.02	0.26
2 Months	1.04	-0.38	-0.01	0.29
3 Months	1.17	-0.36	0.00	0.33
6 Months	1.43	-0.26	0.02	0.47
1 Year	1.77	-0.14	0.14	0.68

Spot Rates	Bid	Ask
Lebanese Pound	1506.50	1511.50
Euro	1.09	1.0915
British Sterling Pound	1.29	1.2915
Japanese Yen	112.23	112.2500
Gold	1254.03	1254.06



Disclaimer: The Capital Markets Authority (CMA) publishes reports for general information purposes only. However, under no circumstances the CMA will accept any responsibility or liability in connection with the use of the information provided in these reports or on this website.

Contact us by email: research@cma.gov.lb