

LISTED COMPANIES	LISTED SHARES	MARKET CAP.	TOTAL ORDINARY SHARES	PREFERRED SHARES	PREFERRED SHARES ISSUE PRICE	TOTAL MARKET CAP.	CUR.	TRADED VOLUME	TRADED VALUE	CLOSING PRICE	OPEN PRICE	HIGH PRICE	LOW PRICE	PREVIOUS PRICE
	(MM)	(MM \$)	(MM)	(MM)	USD	(MM \$)								
SOLIDERE A	100.00	903.00	100.00			903.00	USD	28,131	252,679	9.03	9.00	9.05	8.76	8.68
SOLIDERE B	65.00	582.40	65.00			582.40	USD	2,698	24,108	8.96	8.67	9.10	8.67	8.91
BQ.LIB. POUR LE COMMERCE	51.03	50.52	152.70			151.17	USD	-	-	0.99	-	-	-	0.99
BQ.LIB. POUR LE COMMERCE PEF. "B"	0.55	55.00		0.55		55.00	USD	-	-	100.00	-	-	-	100.00
BQ.LIB. POUR LE COMMERCE PEF. "C"	0.35	35.00		0.35		35.00	USD	-	-	100.00	-	-	-	100.00
BQ.LIB. POUR LE COMMERCE PEF. "D"	0.75	75.00		0.75		75.00	USD	-	-	100.00	-	-	-	100.00
BANQUE AUDI	399.75	2578.38	399.75			2578.38	USD	1,500	9,675	6.45	6.45	6.45	6.45	6.30
BANQUE AUDI GDR	116.24	731.14				731.14	USD	10,000	62,900	6.29	6.29	6.29	6.29	6.35
BANQUE AUDI PREFERRED "F"	1.50	156.00		1.50	100.00	156.00	USD	-	-	104.00	-	-	-	104.00
BANQUE AUDI PREFERRED "G"	1.50	150.30		1.50	100.00	150.30	USD	-	-	100.20	-	-	-	100.20
BANQUE AUDI PREFERRED "H"	0.75	75.30		0.75	100.00	75.30	USD	-	-	100.40	-	-	-	100.40
BANQUE AUDI PREFERRED "I"	2.50	251.25		2.50	100.00	251.25	USD	61,840	6,218,239	100.50	100.70	100.70	100.50	100.70
BANK OF BEIRUT	16.82	316.26	50.47			948.79	USD	-	-	18.80	-	-	-	18.80
BANK OF BEIRUT PRIORITY	4.76	100.00				100.00	USD	-	-	21.00	-	-	-	21.00
BANK OF BEIRUT PREFERRED SHARES "H"	5.40	141.75		5.40	25.00	141.75	USD	-	-	26.25	-	-	-	26.25
BANK OF BEIRUT PREFERRED SHARES "I"	5.00	131.25		5.00	25.00	131.25	USD	-	-	26.25	-	-	-	26.25
BANK OF BEIRUT PREFERRED SHARES "J"	3.00	78.75		3.00	25.00	78.75	USD	-	-	26.25	-	-	-	26.25
BANK OF BEIRUT PREFERRED SHARES "K"	4.00	101.00		4.00	25.00	101.00	USD	250	6,313	25.25	25.25	25.25	25.25	25.25
BYBLOS BANK	565.52	950.07	565.52			950.07	USD	10,000	16,800	1.68	1.68	1.68	1.68	1.62
BYBLOS BANK GDR	1.31	104.73				104.73	USD	-	-	80.00	-	-	-	80.00
BYBLOS BANK PREFERRED SHARES 2008	2.00	200.00		2.00	100.00	200.00	USD	-	-	100.00	-	-	-	100.00
BYBLOS BANK PREFERRED SHARES 2009	2.00	200.60		2.00	96.00	200.60	USD	700	70,210	100.30	100.30	100.30	100.30	103.00
BQ.EUROPEENNE PR.M.O	51.40	87.38	62.00			105.40	USD	-	-	1.70	-	-	-	1.70
BQ.EUROPEENNE PR.M.O PREFERRED 20	0.35	34.91		0.35	100.00	34.91	USD	-	-	99.75	-	-	-	99.75
BLOM BANK GDR	73.90	864.58				864.58	USD	17,700	207,090	11.70	11.70	11.70	11.70	11.70
BLOM BANK	215.00	2300.50	215.00			2300.50	USD	20,000	214,000	10.70	10.70	10.70	10.70	10.62
BLOM BANK PREFERRED 2011	20.00	207.00		20.00	10.00	207.00	USD	-	-	10.35	-	-	-	10.35
RASAMNY-YOUNIS MOTORS CO	10.92	35.49	27.30			88.73	USD	-	-	3.25	-	-	-	3.25
HOLCIM Liban	19.52	235.95	19.52			235.95	USD	-	-	12.09	-	-	-	12.09
STE DES CIMENTS BLANCS B	6.00	18.84	6.00			18.84	USD	-	-	3.14	-	-	-	3.14
STE DES CIMENTS BLANCS N	3.00	4.71	3.00			4.71	USD	-	-	1.57	-	-	-	1.57

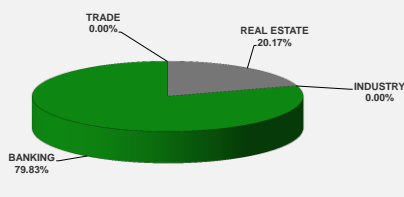
TOTAL EXECUTED	1,749.81	11,757.06	1,666.25			12,561.49		152,819	\$7,082,014
-----------------------	-----------------	------------------	-----------------	--	--	------------------	--	----------------	--------------------

Official USD Closing 1507.5

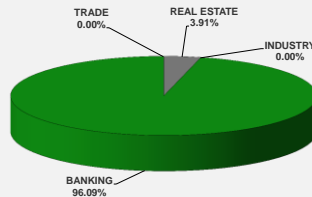
LEBANESE GLOBAL DEPOSITARY RECEIPTS	SHARES MM	BID \$	ASK \$	MID PRICE \$
BLOM BANK	73.90	11.70	11.80	11.75
BYBLOS BANK	1.31	75.00	0.00	75.00
SOLIDERE	9.09	9.00	9.20	9.10
AUDI BANK	116.24	6.11	6.47	6.29

STOCK INDEX	VALUE	PREVIOUS VALUE	% OF CHANGE
MARKET VALUE WEIGHTED INDEX	98.51	96.59	1.98%
NUMBER OF TRANSACTIONS	74		

BEIRUT STOCK EXCHANGE DAILY TRADING VOLUME



BEIRUT STOCK EXCHANGE DAILY TRADING VALUE \$



Disclaimer: The Capital Markets Authority (CMA) publishes reports for general information purposes only. However, under no circumstances the CMA will accept any responsibility or liability in connection with the use of the information provided in these reports or on this website.

MATURITY	CURRENCY	ISSUED AMOUNT (MM)	OUTSTANDING AMOUNT (MM)	COUPON	ISSUE P.	BID\$	ASK\$	MID. P	YIELD	SPREAD	DURATION	CONVEXITY
Lebanon / 20-07-2017	USD	300.00	75.00	3.750	100.000	99.750	99.875	99.750	4.957	4.052	0.198	0.079
Lebanon / 12-10-2017	USD	775.00	775.00	5.000	100.000	100.650	100.870	100.650	3.446	2.432	0.422	0.356
Lebanon / 27-12-2017	USD	950.00	65.00	5.000	100.000	99.625	99.875	99.625	5.982	4.585	0.369	0.375
Lebanon / 31-12-2017	USD	2,007.51	200.75	4.000	100.000	99.688	100.438	99.688	4.798	3.461	0.382	0.394
Lebanon / 07-03-2018	USD	700.00	70.00	5.000	100.000	98.750	100.750	98.750	7.228	5.454	0.559	0.644
Lebanon / 27-05-2018	USD	200.00	30.00	5.000	100.000	98.750	100.750	98.750	7.366	5.156	0.522	0.684
Lebanon / 12-06-2018	USD	700.00	700.00	5.150	100.000	101.375	103.375	101.375	3.851	2.746	1.043	1.630
Lebanon / 12-11-2018	USD	1,025.00	1,025.00	5.150	100.000	101.327	101.980	101.327	4.234	2.920	1.410	2.756
Lebanon / 28-11-2018	EUR	445.00	445.00	5.350	100.000	103.500	104.500	103.500	3.005	3.720	1.470	3.637
Lebanon / 23-04-2019	USD	500.00	500.00	6.750	100.000	101.750	102.250	101.750	4.555	3.239	1.840	4.370
Lebanon / 20-05-2019	USD	650.00	650.00	6.000	100.000	102.750	103.250	102.750	4.567	3.254	1.854	4.520
Lebanon / 28-11-2019	USD	1,500.00	1,500.00	5.450	100.000	101.950	102.600	101.950	4.631	3.132	2.314	6.789
Lebanon / 09-03-2020	USD	1,200.00	1,200.00	6.375	100.000	103.750	104.625	103.750	4.938	3.426	2.558	8.132
Lebanon / 14-04-2020	USD	700.00	700.00	5.800	100.000	102.100	103.000	102.100	5.020	3.518	2.668	8.736
Lebanon / 19-06-2020	USD	600.00	600.00	6.150	100.000	103.000	103.500	103.000	5.094	3.591	2.753	9.450
Lebanon / 12-04-2021	USD	2,092.47	2,092.47	8.250	100.000	110.750	111.250	110.750	5.188	3.683	3.360	13.870
Lebanon / 27-05-2022	USD	500.00	500.00	6.250	100.000	103.250	104.000	103.250	5.503	3.631	4.194	21.640
Lebanon / 04-10-2022	USD	1,540.00	1,540.00	6.100	100.000	102.850	103.500	102.850	5.484	3.607	4.445	24.322
Lebanon / 27-01-2023	USD	1,100.00	1,100.00	6.000	100.000	102.320	102.750	102.320	5.519	3.638	4.730	27.170
Lebanon / 26-05-2023	USD	500.00	500.00	6.400	100.000	103.250	104.000	103.250	5.755	3.598	4.855	29.150
Lebanon / 22-04-2024	USD	700.00	700.00	6.850	100.000	103.125	103.875	103.125	6.091	3.933	5.524	37.220
Lebanon / 04-11-2024	USD	500.00	538.47	6.250	100.000	100.625	101.375	100.625	6.144	3.987	5.917	42.618
Lebanon / 03-12-2024	USD	250.00	250.00	7.000	100.000	105.000	105.750	105.000	6.162	4.005	5.708	41.190
Lebanon / 26-02-2025	USD	800.00	800.00	6.200	100.000	99.800	100.750	99.800	6.231	4.072	6.043	45.051
Lebanon / 12-06-2025	USD	800.00	800.00	6.250	100.000	99.938	100.938	99.938	6.259	4.085	6.131	47.150
Lebanon / 27-11-2026	USD	1,600.00	1,600.00	6.800	100.000	101.550	102.050	101.550	6.380	4.041	6.839	60.209
Lebanon / 23-03-2027	USD	1,250.00	1,250.00	6.850	100.000	102.625	103.375	102.625	6.484	4.145	7.091	63.940
Lebanon / 29-11-2027	USD	1,000.00	1,000.00	6.750	100.000	101.900	102.250	101.900	6.498	4.155	7.295	69.610
Lebanon / 03-11-2028	USD	500.00	893.20	6.850	100.000	100.750	101.500	100.750	6.556	4.218	7.964	81.549
Lebanon / 25-05-2029	USD	1,000.00	1,000.00	6.850	100.000	101.750	102.500	101.750	6.636	4.297	7.929	84.100
Lebanon / 26-02-2030	USD	1,400.00	1,400.00	6.850	100.000	100.520	100.980	100.520	6.588	4.245	8.440	94.324
Lebanon / 22-04-2031	USD	300.00	300.00	7.000	100.000	101.750	102.500	101.750	6.803	4.463	8.854	105.220
Lebanon / 23-03-2032	USD	1,000.00	1,000.00	7.000	100.000	101.750	102.500	101.750	6.810	4.472	9.146	114.232
Lebanon / 02-11-2035	USD	600.00	600.00	7.050	100.000	100.500	101.250	100.500	7.001	4.662	10.274	150.560
Lebanon / 23-03-2037	USD	750.00	750.00	7.250	100.000	101.500	102.000	101.500	7.107	4.129	10.438	160.144
TOTAL PUBLIC SECTOR EUROBONDS		30,476.232	27,191.14									

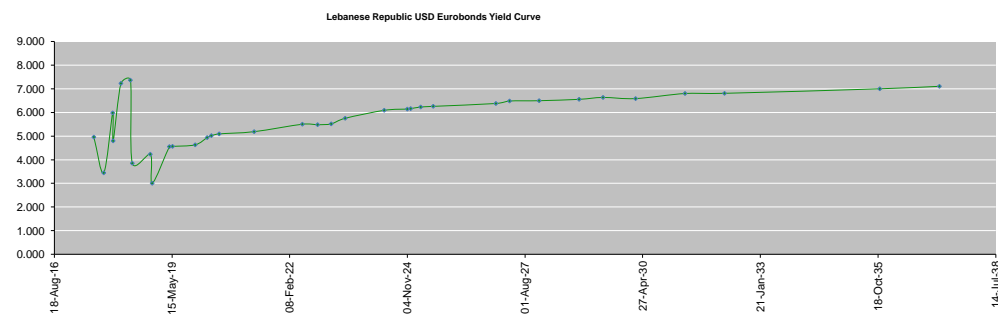
EURO CDS
Not Available

MATURITY	SIZE MM	TYPE	COUPON	Issue P.	BID \$	Ask \$	MID. P	YIELD	SPREAD	DURATION	CONVEXITY
BANK MED S.A.L/14-12-2017	USD 500	Euro CD	5.38	99.46	102.32	102.38	102.32	1.49	0.50	0.58	0.64
BANK BYBLOS S.A.L/21-06-2021	USD 300	Note	7	100	102.15	102.52	102.15	6.40	4.50	3.46	14.89

World Yields in Native Terms	O/N	3 Months	6 Months	9 Months	1 Year	2 Years	3 Years	5 Years	7 Years	10 Years	30 Years
EUR	-	-0.90	-0.80	-0.72	-0.73	-0.71	-0.64	-0.33	-0.04	0.39	1.17
U.S.A	-	0.87	1.01	--	1.10	1.32	1.51	1.89	2.17	2.35	2.99
U.K	-	0.17	0.20	--	0.07	0.10	0.21	0.52	0.76	1.10	1.75
Japan	-	-0.11	-0.14	-0.14	-0.20	-0.20	-0.18	-0.16	-0.10	0.02	0.79

Libor	USD	EUR	JPY	GBP
1 Months	0.99	-0.40	-0.02	0.25
2 Months	1.05	-0.38	-0.01	0.28
3 Months	1.17	-0.36	0.00	0.32
6 Months	1.43	-0.27	0.02	0.47
1 Year	1.77	-0.15	0.13	0.68

Spot Rates	Bid	Ask
Lebanese Pound	1509.00	1514.00
Euro	1.09	1.0928
British Sterling Pound	1.29	1.2898
Japanese Yen	112.91	112.9200
Gold	1228.63	1228.74



Disclaimer: The Capital Markets Authority (CMA) publishes reports for general information purposes only. However, under no circumstances the CMA will accept any responsibility or liability in connection with the use of the information provided in these reports or on this website.

Contact us by email: research@cma.gov.lb