

LISTED COMPANIES	LISTED SHARES	MARKET CAP.	TOTAL ORDINARY SHARES	PREFERRED SHARES	PREFERRED SHARES ISSUE PRICE	TOTAL MARKET CAP.	CUR.	TRADED VOLUME	TRADED VALUE	CLOSING PRICE	OPEN PRICE	HIGH PRICE	LOW PRICE	PREVIOUS PRICE
	(MM)	(MM \$)	(MM)	(MM)	USD	(MM \$)								
SOLIDERE A	100.00	905.00	100.00			905.00	USD	41,880	378,136	9.05	9.00	9.15	8.91	8.98
SOLIDERE B	65.00	582.40	65.00			582.40	USD	22,007	195,729	8.96	8.83	9.15	8.61	8.77
BQ.LIB. POUR LE COMMERCE	51.03	50.52	152.70			151.17	USD	-	-	0.99	-	-	-	0.99
BQ.LIB. POUR LE COMMERCE PEF. "B"	0.55	55.00		0.55		55.00	USD	-	-	100.00	-	-	-	100.00
BQ.LIB. POUR LE COMMERCE PEF. "C"	0.35	35.00		0.35		35.00	USD	-	-	100.00	-	-	-	100.00
BQ.LIB. POUR LE COMMERCE PEF. "D"	0.75	75.00		0.75		75.00	USD	-	-	100.00	-	-	-	100.00
BANQUE AUDI	399.75	2554.40	399.75			2554.40	USD	4,087	25,918	6.39	6.25	6.45	6.25	6.45
BANQUE AUDI GDR	116.24	752.06				752.06	USD	-	-	6.47	-	-	-	6.47
BANQUE AUDI PREFERRED "F"	1.50	156.00		1.50	100.00	156.00	USD	-	-	104.00	-	-	-	104.00
BANQUE AUDI PREFERRED "G"	1.50	150.30		1.50	100.00	150.30	USD	-	-	100.20	-	-	-	100.20
BANQUE AUDI PREFERRED "H"	0.75	75.30		0.75	100.00	75.30	USD	-	-	100.40	-	-	-	100.40
BANQUE AUDI PREFERRED "I"	2.50	251.25		2.50	100.00	251.25	USD	14,910	1,498,455	100.50	100.50	100.50	100.50	100.50
BANK OF BEIRUT	16.82	316.26	50.47			948.79	USD	-	-	18.80	-	-	-	18.80
BANK OF BEIRUT PRIORITY	4.76	100.00				100.00	USD	-	-	21.00	-	-	-	21.00
BANK OF BEIRUT PREFERRED SHARES "H"	5.40	141.75		5.40	25.00	141.75	USD	-	-	26.25	-	-	-	26.25
BANK OF BEIRUT PREFERRED SHARES "I"	5.00	131.25		5.00	25.00	131.25	USD	-	-	26.25	-	-	-	26.25
BANK OF BEIRUT PREFERRED SHARES "J"	3.00	78.75		3.00	25.00	78.75	USD	-	-	26.25	-	-	-	26.25
BANK OF BEIRUT PREFERRED SHARES "K"	4.00	101.00		4.00	25.00	101.00	USD	-	-	25.25	-	-	-	25.25
BYBLOS BANK	565.52	933.10	565.52			933.10	USD	34,994	57,567	1.65	1.65	1.65	1.62	1.68
BYBLOS BANK GDR	1.31	104.73				104.73	USD	-	-	80.00	-	-	-	80.00
BYBLOS BANK PREFERRED SHARES 2008	2.00	200.60		2.00	100.00	200.60	USD	300	30,090	100.30	100.30	100.30	100.30	100.20
BYBLOS BANK PREFERRED SHARES 2009	2.00	202.00		2.00	96.00	202.00	USD	200	20,200	101.00	101.00	101.00	101.00	100.60
BQ.EUROPEENNE PR.M.O	51.40	87.38	62.00			105.40	USD	-	-	1.70	-	-	-	1.70
BQ.EUROPEENNE PR.M.O PREFERRED 20	0.35	34.91		0.35	100.00	34.91	USD	-	-	99.75	-	-	-	99.75
BLOM BANK GDR	73.90	863.84				863.84	USD	16,900	197,530	11.69	11.68	11.70	11.68	11.72
BLOM BANK	215.00	2304.80	215.00			2304.80	USD	12,196	130,797	10.72	10.70	10.80	10.70	10.70
BLOM BANK PREFERRED 2011	20.00	207.00		20.00	10.00	207.00	USD	-	-	10.35	-	-	-	10.35
RASAMNY-YOUNIS MOTORS CO	10.92	35.49	27.30			88.73	USD	-	-	3.25	-	-	-	3.25
HOLCIM Liban	19.52	232.24	19.52			232.24	USD	100	1,190	11.90	11.90	11.90	11.90	12.09
STE DES CIMENTS BLANCS B	6.00	18.84	6.00			18.84	USD	-	-	3.14	-	-	-	3.14
STE DES CIMENTS BLANCS N	3.00	4.71	3.00			4.71	USD	-	-	1.57	-	-	-	1.57

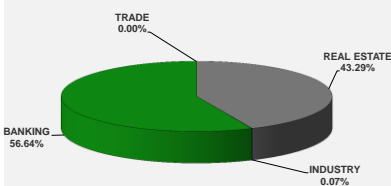
TOTAL EXECUTED	1,749.81	11,740.89	1,666.25			12,545.32		147,574	\$2,535,612					
-----------------------	-----------------	------------------	-----------------	--	--	------------------	--	----------------	--------------------	--	--	--	--	--

Official USD Closing 1607.5

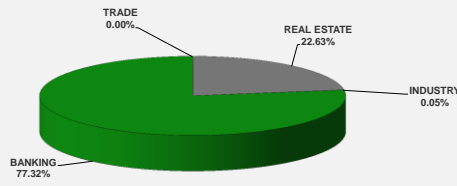
LEBANESE GLOBAL DEPOSITARY RECEIPTS	SHARES MM	BID \$	ASK \$	MID PRICE \$
BLOM BANK	73.90	11.50	11.70	11.60
BYBLOS BANK	1.31	75.00	0.00	75.00
SOLIDERE	9.09	9.20	9.25	9.23
AUDI BANK	116.24	6.30	6.45	6.38

STOCK INDEX	VALUE	PREVIOUS VALUE	% OF CHANGE
MARKET VALUE WEIGHTED INDEX	98.71	97.77	0.97%
NUMBER OF TRANSACTIONS	54		

BEIRUT STOCK EXCHANGE DAILY TRADING VOLUME



BEIRUT STOCK EXCHANGE DAILY TRADING VALUE \$



Disclaimer: The Capital Markets Authority (CMA) publishes reports for general information purposes only. However, under no circumstances the CMA will accept any responsibility or liability in connection with the use of the information provided in these reports or on this website.

MATURITY	CURRENCY	ISSUED AMOUNT (MM)	OUTSTANDING AMOUNT (MM)	COUPON	ISSUE P.	BIDS	ASKS	MID. P	YIELD	SPREAD	DURATION	CONVEXITY
Lebanon / 20-07-2017	USD	300.00	75.00	3.750	100.000	99.750	99.875	99.750	4.991	4.054	0.193	0.074
Lebanon / 12-10-2017	USD	775.00	775.00	5.000	100.000	100.700	100.800	100.700	3.306	2.280	0.417	0.347
Lebanon / 27-12-2017	USD	950.00	65.00	5.000	100.000	99.625	99.875	99.625	5.997	4.570	0.364	0.368
Lebanon / 31-12-2017	USD	2,007.51	200.75	4.000	100.000	99.688	100.438	99.688	4.810	3.455	0.377	0.387
Lebanon / 07-03-2018	USD	700.00	70.00	5.000	100.000	98.750	100.750	98.750	7.249	5.447	0.554	0.635
Lebanon / 27-05-2018	USD	200.00	30.00	5.000	100.000	98.750	100.750	98.750	7.391	5.147	0.516	0.675
Lebanon / 12-06-2018	USD	700.00	700.00	5.150	100.000	101.250	103.250	101.250	3.962	2.854	1.036	1.610
Lebanon / 12-11-2018	USD	1,025.00	1,025.00	5.150	100.000	101.470	101.700	101.470	4.133	2.818	1.404	2.736
Lebanon / 28-11-2018	EUR	445.00	445.00	5.350	100.000	103.500	104.500	103.500	2.997	3.666	1.465	3.617
Lebanon / 23-04-2019	USD	500.00	500.00	6.750	100.000	101.700	102.200	101.700	4.579	3.258	1.834	4.340
Lebanon / 20-05-2019	USD	650.00	650.00	6.000	100.000	102.700	103.200	102.700	4.589	3.276	1.848	4.500
Lebanon / 28-11-2019	USD	1,500.00	1,500.00	5.450	100.000	101.650	102.250	101.650	4.754	3.249	2.307	6.751
Lebanon / 09-03-2020	USD	1,200.00	1,200.00	6.375	100.000	103.750	104.500	103.750	4.936	3.431	2.553	8.100
Lebanon / 14-04-2020	USD	700.00	700.00	5.800	100.000	102.100	103.000	102.100	5.018	3.513	2.663	8.705
Lebanon / 19-06-2020	USD	600.00	600.00	6.150	100.000	103.000	103.500	103.000	5.092	3.587	2.748	9.420
Lebanon / 12-04-2021	USD	2,092.47	2,092.47	8.250	100.000	110.500	111.000	110.500	5.251	3.746	3.353	13.820
Lebanon / 27-05-2022	USD	500.00	500.00	6.250	100.000	103.125	103.875	103.125	5.531	3.663	4.188	21.580
Lebanon / 04-10-2022	USD	1,540.00	1,540.00	6.100	100.000	102.800	103.690	102.800	5.495	3.625	4.441	24.278
Lebanon / 27-01-2023	USD	1,100.00	1,100.00	6.000	100.000	102.330	102.920	102.330	5.517	3.639	4.725	27.130
Lebanon / 26-05-2023	USD	500.00	500.00	6.400	100.000	103.000	103.750	103.000	5.804	3.656	4.847	29.070
Lebanon / 22-04-2024	USD	700.00	700.00	6.850	100.000	103.000	103.750	103.000	6.113	3.964	5.517	37.150
Lebanon / 04-11-2024	USD	500.00	538.47	6.250	100.000	100.375	101.125	100.375	6.186	4.038	5.909	42.516
Lebanon / 03-12-2024	USD	250.00	250.00	7.000	100.000	104.650	105.400	104.650	6.219	4.069	5.698	41.073
Lebanon / 26-02-2025	USD	800.00	800.00	6.200	100.000	99.750	100.650	99.750	6.239	4.085	6.036	44.971
Lebanon / 12-06-2025	USD	800.00	800.00	6.250	100.000	99.813	100.813	99.813	6.279	4.119	6.123	47.060
Lebanon / 27-11-2026	USD	1,600.00	1,600.00	6.800	100.000	101.250	102.000	101.250	6.422	4.085	6.831	60.091
Lebanon / 23-03-2027	USD	1,250.00	1,250.00	6.850	100.000	102.125	102.875	102.125	6.553	4.217	7.076	63.736
Lebanon / 29-11-2027	USD	1,000.00	1,000.00	6.750	100.000	101.750	102.200	101.750	6.517	4.173	7.287	69.500
Lebanon / 03-11-2028	USD	500.00	893.20	6.850	100.000	100.250	101.000	100.250	6.618	4.284	7.948	81.290
Lebanon / 25-05-2029	USD	1,000.00	1,000.00	6.850	100.000	101.500	102.250	101.500	6.666	4.332	7.917	83.920
Lebanon / 26-02-2030	USD	1,400.00	1,400.00	6.850	100.000	100.000	100.750	100.000	6.648	4.311	8.425	94.067
Lebanon / 22-04-2031	USD	300.00	300.00	7.000	100.000	101.250	102.000	101.250	6.859	4.524	8.834	104.870
Lebanon / 23-03-2032	USD	1,000.00	1,000.00	7.000	100.000	101.125	101.875	101.125	6.877	4.542	9.120	113.760
Lebanon / 02-11-2035	USD	600.00	600.00	7.050	100.000	100.250	101.000	100.250	7.025	4.691	10.257	150.213
Lebanon / 23-03-2037	USD	750.00	750.00	7.250	100.000	101.000	101.750	101.000	7.154	4.183	10.415	159.624
TOTAL PUBLIC SECTOR EUROBONDS		30,476.810	27,191.71									

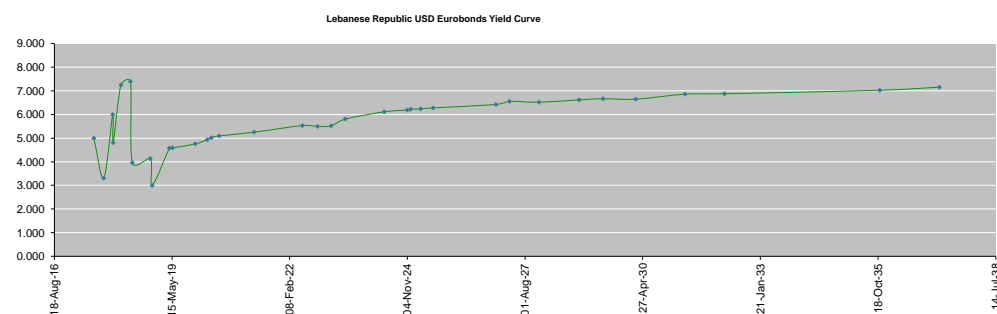
EURO CDS
Not Available

MATURITY	SIZE MM	TYPE	COUPON	Issue P.	BID \$	Ask \$	MID. P	YIELD	SPREAD	DURATION	CONVEXITY
BANK MED S.A.L/14-12-2017	USD 500	Euro CD	5.38	99.46	102.30	102.36	102.30	1.50	0.49	0.58	0.63
BANK BYBLOS S.A.L/21-06-2021	USD 300	Note	7	100	102.25	102.62	102.25	6.37	4.50	3.46	14.86

World Yields in Native Terms	O/N	3 Months	6 Months	9 Months	1 Year	2 Years	3 Years	5 Years	7 Years	10 Years	30 Years
EUR	-	-0.89	-0.79	-0.66	-0.70	-0.68	-0.61	-0.32	-0.03	0.40	1.18
U.S.A	-	0.90	1.02	--	1.11	1.32	1.51	1.88	2.16	2.35	2.98
U.K	-	0.18	0.20	--	0.12	0.14	0.23	0.54	0.78	1.12	1.79
Japan	-	-0.13	-0.14	-0.14	-0.20	-0.19	-0.17	-0.14	-0.08	0.03	0.81

Libor	USD	EUR	JPY	GBP
1 Months	0.99	-0.40	-0.02	0.26
2 Months	1.06	-0.38	-0.01	0.28
3 Months	1.18	-0.36	0.00	0.32
6 Months	1.43	-0.27	0.02	0.47
1 Year	1.78	-0.14	0.13	0.68

Spot Rates	Bid	Ask
Lebanese Pound	1506.50	1511.50
Euro	1.09	1.0944
British Sterling Pound	1.30	1.2955
Japanese Yen	112.60	112.6300
Gold	1232.40	1233.15



Disclaimer: The Capital Markets Authority (CMA) publishes reports for general information purposes only. However, under no circumstances the CMA will accept any responsibility or liability in connection with the use of the information provided in these reports or on this website.

Contact us by email: research@cma.gov.lb