

LISTED COMPANIES	LISTED SHARES	MARKET CAP.	TOTAL ORDINARY SHARES	PREFERRED SHARES	PREFERRED SHARES ISSUE PRICE	TOTAL MARKET CAP.	CUR.	TRADED VOLUME	TRADED VALUE	CLOSING PRICE	OPEN PRICE	HIGH PRICE	LOW PRICE	PREVIOUS PRICE
	(MM)	(MM \$)	(MM)	(MM)	USD	(MM \$)								
SOLIDERE A	100.00	889.00	100.00			889.00	USD	852	7,575	8.89	8.78	8.90	8.78	8.93
SOLIDERE B	65.00	572.00	65.00			572.00	USD	54	475	8.80	8.80	8.80	8.80	8.90
BQ.LIB. POUR LE COMMERCE	51.03	50.52	152.70			151.17	USD	-	-	0.99	-	-	-	0.99
BQ.LIB. POUR LE COMMERCE PEF. "B"	0.55	55.00		0.55		55.00	USD	-	-	100.00	-	-	-	100.00
BQ.LIB. POUR LE COMMERCE PEF. "C"	0.35	35.00		0.35		35.00	USD	-	-	100.00	-	-	-	100.00
BQ.LIB. POUR LE COMMERCE PEF. "D"	0.75	75.00		0.75		75.00	USD	-	-	100.00	-	-	-	100.00
BANQUE AUDI	399.75	2482.44	399.75			2482.44	USD	18,000	111,750	6.21	6.25	6.25	6.20	6.30
BANQUE AUDI GDR	116.24	738.11				738.11	USD	-	-	6.35	-	-	-	6.35
BANQUE AUDI PREFERRED "F"	1.50	156.00		1.50	100.00	156.00	USD	-	-	104.00	-	-	-	104.00
BANQUE AUDI PREFERRED "G"	1.50	150.30		1.50	100.00	150.30	USD	-	-	100.20	-	-	-	100.20
BANQUE AUDI PREFERRED "H"	0.75	75.30		0.75	100.00	75.30	USD	-	-	100.40	-	-	-	100.40
BANQUE AUDI PREFERRED "I"	2.50	251.25		2.50	100.00	251.25	USD	-	-	100.50	-	-	-	100.50
BANK OF BEIRUT	16.82	316.26	50.47			948.79	USD	-	-	18.80	-	-	-	18.80
BANK OF BEIRUT PRIORITY	4.76	100.00				100.00	USD	-	-	21.00	-	-	-	21.00
BANK OF BEIRUT PREFERRED SHARES "H"	5.40	135.81		5.40	25.00	135.81	USD	1,355	34,078	25.15	25.15	25.15	25.15	25.15
BANK OF BEIRUT PREFERRED SHARES "I"	5.00	125.75		5.00	25.00	125.75	USD	33,800	850,070	25.15	25.15	25.15	25.15	25.15
BANK OF BEIRUT PREFERRED SHARES "J"	3.00	78.75		3.00	25.00	78.75	USD	-	-	26.25	-	-	-	26.25
BANK OF BEIRUT PREFERRED SHARES "K"	4.00	100.60		4.00	25.00	100.60	USD	800	20,120	25.15	25.15	25.15	25.15	25.15
BYBLOS BANK	565.52	933.10	565.52			933.10	USD	135,915	224,423	1.65	1.65	1.67	1.65	1.61
BYBLOS BANK GDR	1.31	104.73				104.73	USD	-	-	80.00	-	-	-	80.00
BYBLOS BANK PREFERRED SHARES 2008	2.00	201.40		2.00	100.00	201.40	USD	320	32,224	100.70	100.70	100.70	100.70	100.80
BYBLOS BANK PREFERRED SHARES 2009	2.00	201.40		2.00	96.00	201.40	USD	650	65,455	100.70	100.70	100.70	100.70	100.80
BQ.EUROPEENNE PR.M.O	51.40	87.38	62.00			105.40	USD	-	-	1.70	-	-	-	1.70
BQ.EUROPEENNE PR.M.O PREFERRED 20	0.35	35.00		0.35	100.00	35.00	USD	-	-	100.00	-	-	-	100.00
BLOM BANK GDR	73.90	864.58				864.58	USD	28,000	327,600	11.70	11.70	11.70	11.70	11.70
BLOM BANK	215.00	2300.50	215.00			2300.50	USD	5,000	53,500	10.70	10.70	10.70	10.70	10.72
BLOM BANK PREFERRED 2011	20.00	207.00		20.00	10.00	207.00	USD	-	-	10.35	-	-	-	10.35
RASAMNY-YOUNIS MOTORS CO	10.92	35.49	27.30			88.73	USD	-	-	3.25	-	-	-	3.25
HOLCIM Liban	19.52	227.17	19.52			227.17	USD	1,380	16,065	11.64	11.89	11.89	11.50	11.25
STE DES CIMENTS BLANCS B	6.00	18.84	6.00			18.84	USD	-	-	3.14	-	-	-	3.14
STE DES CIMENTS BLANCS N	3.00	4.71	3.00			4.71	USD	-	-	1.57	-	-	-	1.57

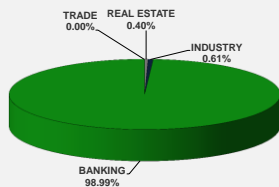
TOTAL EXECUTED 1,749.81 11,608.40 1,666.25 12,412.83 226,126 \$1,743,335

Official USD Closing 1507.5

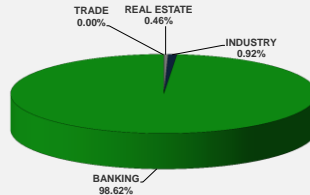
LEBANESE GLOBAL DEPOSITARY RECEIPTS	SHARES MM	BID \$	ASK \$	MID PRICE \$
BLOM BANK	73.90	11.60	11.70	11.65
BYBLOS BANK	1.31	78.00	0.00	78.00
SOLIDERE	9.09	8.75	9.15	8.95
AUDI BANK	116.24	6.35	6.50	6.43

STOCK INDEX	VALUE	PREVIOUS VALUE	% OF CHANGE
MARKET VALUE WEIGHTED INDEX	96.88	97.56	-0.70%
NUMBER OF TRANSACTIONS	28		

BEIRUT STOCK EXCHANGE DAILY TRADING VOLUME



BEIRUT STOCK EXCHANGE DAILY TRADING VALUE \$



Disclaimer: The Capital Markets Authority (CMA) publishes reports for general information purposes only. However, under no circumstances the CMA will accept any responsibility or liability in connection with the use of the information provided in these reports or on this website.

MATURITY	CURRENCY	ISSUED AMOUNT (MM)	OUTSTANDING AMOUNT (MM)	COUPON	ISSUE P.	BID\$	ASK\$	MID. P	YIELD	SPREAD	DURATION	CONVEXITY
Lebanon / 20-07-2017	USD	300.00	75.00	3.750	100.000	99.750	99.875	99.750	5.174	4.210	0.168	0.057
Lebanon / 12-10-2017	USD	775.00	775.00	5.000	100.000	100.620	100.880	100.620	3.401	2.362	0.392	0.308
Lebanon / 27-12-2017	USD	950.00	65.00	5.000	100.000	99.625	99.875	99.625	6.070	4.578	0.339	0.339
Lebanon / 31-12-2017	USD	2,007.51	200.75	4.000	100.000	99.688	100.438	99.688	4.867	3.472	0.352	0.357
Lebanon / 07-03-2018	USD	700.00	70.00	5.000	100.000	98.750	100.750	98.750	7.350	5.483	0.529	0.597
Lebanon / 27-05-2018	USD	200.00	30.00	5.000	100.000	98.750	100.750	98.750	7.511	5.175	0.492	0.639
Lebanon / 12-06-2018	USD	700.00	700.00	5.150	100.000	101.125	103.125	101.125	4.056	2.947	1.012	1.550
Lebanon / 12-11-2018	USD	1,025.00	1,025.00	5.150	100.000	101.200	101.857	101.200	4.304	3.032	1.415	2.723
Lebanon / 28-11-2018	EUR	445.00	445.00	5.350	100.000	104.020	104.980	104.020	2.621	3.288	1.446	3.549
Lebanon / 23-04-2019	USD	500.00	500.00	6.750	100.000	101.375	101.875	101.375	4.743	3.470	1.808	4.230
Lebanon / 20-05-2019	USD	650.00	650.00	6.000	100.000	102.375	102.875	102.375	4.743	3.473	1.822	4.390
Lebanon / 28-11-2019	USD	1,500.00	1,500.00	5.450	100.000	101.200	101.900	101.200	4.938	3.481	2.280	6.615
Lebanon / 09-03-2020	USD	1,200.00	1,200.00	6.375	100.000	103.250	104.120	103.250	5.113	3.661	2.526	7.950
Lebanon / 14-04-2020	USD	700.00	700.00	5.800	100.000	101.800	102.300	101.800	5.123	3.668	2.635	8.547
Lebanon / 19-06-2020	USD	600.00	600.00	6.150	100.000	102.625	103.125	102.625	5.215	3.760	2.721	9.260
Lebanon / 12-04-2021	USD	2,092.47	2,092.47	8.250	100.000	109.875	110.375	109.875	5.404	3.946	3.325	13.620
Lebanon / 27-05-2022	USD	500.00	500.00	6.250	100.000	103.000	103.750	103.000	5.557	3.750	4.162	21.350
Lebanon / 04-10-2022	USD	1,540.00	1,540.00	6.100	100.000	102.550	103.200	102.550	5.546	3.735	4.544	24.733
Lebanon / 27-01-2023	USD	1,100.00	1,100.00	6.000	100.000	101.850	102.400	101.850	5.614	3.810	4.696	26.840
Lebanon / 26-05-2023	USD	500.00	500.00	6.400	100.000	102.750	103.500	102.750	5.851	3.765	4.820	28.800
Lebanon / 22-04-2024	USD	700.00	700.00	6.850	100.000	103.125	103.875	103.125	6.089	4.002	5.494	36.880
Lebanon / 04-11-2024	USD	500.00	538.47	6.250	100.000	100.500	101.250	100.500	6.165	4.078	5.886	42.236
Lebanon / 03-12-2024	USD	250.00	250.00	7.000	100.000	104.750	105.500	104.750	6.201	4.112	5.676	40.802
Lebanon / 26-02-2025	USD	800.00	800.00	6.200	100.000	99.800	100.550	99.800	6.231	4.144	6.012	44.663
Lebanon / 12-06-2025	USD	800.00	800.00	6.250	100.000	99.886	100.886	99.886	6.267	4.185	6.100	46.760
Lebanon / 27-11-2026	USD	1,600.00	1,600.00	6.800	100.000	101.100	101.850	101.100	6.443	4.165	6.803	59.713
Lebanon / 23-03-2027	USD	1,250.00	1,250.00	6.850	100.000	102.375	103.125	102.375	6.518	4.232	7.057	63.447
Lebanon / 29-11-2027	USD	1,000.00	1,000.00	6.750	100.000	101.450	102.150	101.450	6.557	4.277	7.260	69.080
Lebanon / 03-11-2028	USD	500.00	893.20	6.850	100.000	100.375	101.125	100.375	6.602	4.316	7.926	80.938
Lebanon / 25-05-2029	USD	1,000.00	1,000.00	6.850	100.000	101.500	102.250	101.500	6.666	4.383	7.892	83.520
Lebanon / 26-02-2030	USD	1,400.00	1,400.00	6.850	100.000	100.520	100.980	100.520	6.588	4.290	8.411	93.812
Lebanon / 22-04-2031	USD	300.00	300.00	7.000	100.000	101.375	102.125	101.375	6.844	4.558	8.814	104.490
Lebanon / 23-03-2032	USD	1,000.00	1,000.00	7.000	100.000	101.250	102.000	101.250	6.863	4.579	9.100	113.384
Lebanon / 02-11-2035	USD	600.00	600.00	7.050	100.000	100.000	100.750	100.000	7.050	4.764	10.222	149.474
Lebanon / 23-03-2037	USD	750.00	750.00	7.250	100.000	100.750	101.500	100.750	7.177	4.893	10.379	158.841
TOTAL PUBLIC SECTOR EUROBONDS		30,484.687	27,199.59									

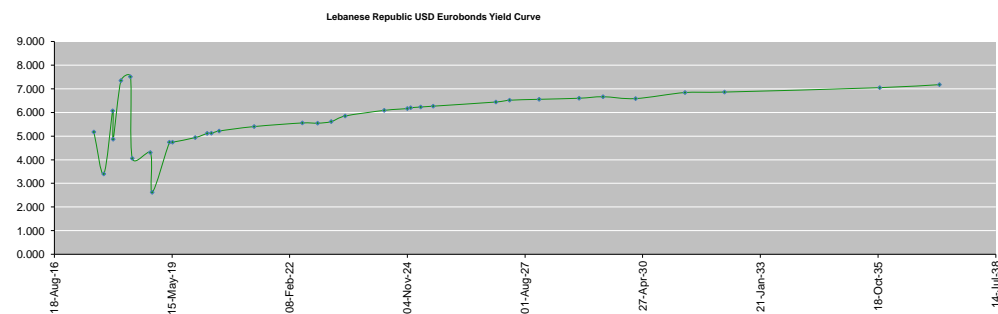
EURO CDS
Not Available

MATURITY	SIZE MM	TYPE	COUPON	Issue P.	BID \$	Ask \$	MID. P	YIELD	SPREAD	DURATION	CONVEXITY
BANK MED S.A.L/14-12-2017	USD 500	Euro CD	5.38	99.46	102.22	102.28	102.22	1.46	0.44	0.55	0.59
BANK BYBLOS S.A.L/21-06-2021	USD 300	Note	7	100	102.47	102.83	102.47	6.30	4.50	3.44	14.69

World Yields in Native Terms	O/N	3 Months	6 Months	9 Months	1 Year	2 Years	3 Years	5 Years	7 Years	10 Years	30 Years
EUR	-	-0.91	-0.72	-0.69	-0.68	-0.67	-0.61	-0.31	-0.02	0.42	1.23
U.S.A	-	0.91	1.02	-	1.10	1.27	1.45	1.80	2.08	2.28	2.96
U.K	-	0.17	0.20	-	0.12	0.12	0.19	0.51	0.75	1.10	1.73
Japan	-	-0.12	-0.12	-0.12	-0.16	-0.15	-0.13	-0.11	-0.06	0.05	0.84

Libor	USD	EUR	JPY	GBP
1 Months	1.00	-0.40	-0.01	0.26
2 Months	1.08	-0.38	-0.01	0.28
3 Months	1.18	-0.37	-0.01	0.31
6 Months	1.42	-0.27	0.03	0.45
1 Year	1.75	-0.14	0.13	0.66

Spot Rates	Bid	Ask
Lebanese Pound	1505.70	1510.70
Euro	1.11	1.1119
British Sterling Pound	1.30	1.2963
Japanese Yen	112.14	112.1700
Gold	1249.40	1249.53



Disclaimer: The Capital Markets Authority (CMA) publishes reports for general information purposes only. However, under no circumstances the CMA will accept any responsibility or liability in connection with the use of the information provided in these reports or on this website.

Contact us by email: research@cma.gov.lb