

LISTED COMPANIES	LISTED SHARES	MARKET CAP.	TOTAL ORDINARY SHARES	PREFERRED SHARES	PREFERRED SHARES ISSUE PRICE	TOTAL MARKET CAP.	CUR.	TRADED VOLUME	TRADED VALUE	CLOSING PRICE	OPEN PRICE	HIGH PRICE	LOW PRICE	PREVIOUS PRICE
	(MM)	(MM \$)	(MM)	(MM)	USD	(MM \$)								
SOLIDERE A	100.00	869.00	100.00			869.00	USD	8,481	73,863	8.69	8.78	8.78	8.51	8.89
SOLIDERE B	65.00	559.65	65.00			559.65	USD	2,622	22,529	8.61	8.55	8.90	8.31	8.80
BQ.LIB. POUR LE COMMERCE	51.03	50.52	152.70			151.17	USD	-	-	0.99	-	-	-	0.99
BQ.LIB. POUR LE COMMERCE PEF. "B"	0.55	55.00		0.55		55.00	USD	-	-	100.00	-	-	-	100.00
BQ.LIB. POUR LE COMMERCE PEF. "C"	0.35	35.00		0.35		35.00	USD	-	-	100.00	-	-	-	100.00
BQ.LIB. POUR LE COMMERCE PEF. "D"	0.75	75.00		0.75		75.00	USD	-	-	100.00	-	-	-	100.00
BANQUE AUDI	399.75	2438.47	399.75			2438.47	USD	390	2,379	6.10	6.10	6.10	6.10	6.21
BANQUE AUDI GDR	116.24	738.11				738.11	USD	-	-	6.35	-	-	-	6.35
BANQUE AUDI PREFERRED "F"	1.50	156.00		1.50	100.00	156.00	USD	-	-	104.00	-	-	-	104.00
BANQUE AUDI PREFERRED "G"	1.50	150.30		1.50	100.00	150.30	USD	-	-	100.20	-	-	-	100.20
BANQUE AUDI PREFERRED "H"	0.75	75.30		0.75	100.00	75.30	USD	-	-	100.40	-	-	-	100.40
BANQUE AUDI PREFERRED "I"	2.50	251.25		2.50	100.00	251.25	USD	-	-	100.50	-	-	-	100.50
BANK OF BEIRUT	16.82	316.26	50.47			948.79	USD	-	-	18.80	-	-	-	18.80
BANK OF BEIRUT PRIORITY	4.76	100.00				100.00	USD	-	-	21.00	-	-	-	21.00
BANK OF BEIRUT PREFERRED SHARES "H"	5.40	135.81		5.40	25.00	135.81	USD	-	-	25.15	-	-	-	25.15
BANK OF BEIRUT PREFERRED SHARES "I"	5.00	125.75		5.00	25.00	125.75	USD	-	-	25.15	-	-	-	25.15
BANK OF BEIRUT PREFERRED SHARES "J"	3.00	78.75		3.00	25.00	78.75	USD	-	-	26.25	-	-	-	26.25
BANK OF BEIRUT PREFERRED SHARES "K"	4.00	100.60		4.00	25.00	100.60	USD	-	-	25.15	-	-	-	25.15
BYBLOS BANK	565.52	950.07	565.52			950.07	USD	5,500	9,250	1.68	1.68	1.70	1.68	1.65
BYBLOS BANK GDR	1.31	104.73				104.73	USD	-	-	80.00	-	-	-	80.00
BYBLOS BANK PREFERRED SHARES 2008	2.00	201.40		2.00	100.00	201.40	USD	-	-	100.70	-	-	-	100.70
BYBLOS BANK PREFERRED SHARES 2009	2.00	201.40		2.00	96.00	201.40	USD	-	-	100.70	-	-	-	100.70
BQ.EUROPEENNE PR.M.O	51.40	87.38	62.00			105.40	USD	-	-	1.70	-	-	-	1.70
BQ.EUROPEENNE PR.M.O PREFERRED 20	0.35	35.00		0.35	100.00	35.00	USD	-	-	100.00	-	-	-	100.00
BLOM BANK GDR	73.90	864.58				864.58	USD	-	-	11.70	-	-	-	11.70
BLOM BANK	215.00	2302.65	215.00			2302.65	USD	3,000	32,130	10.71	10.71	10.71	10.71	10.70
BLOM BANK PREFERRED 2011	20.00	207.00		20.00	10.00	207.00	USD	-	-	10.35	-	-	-	10.35
RASAMNY-YOUNIS MOTORS CO	10.92	35.49	27.30			88.73	USD	-	-	3.25	-	-	-	3.25
HOLCIM Liban	19.52	241.22	19.52			241.22	USD	5,800	71,492	12.36	12.10	12.59	12.00	11.64
STE DES CIMENTS BLANCS B	6.00	18.84	6.00			18.84	USD	-	-	3.14	-	-	-	3.14
STE DES CIMENTS BLANCS N	3.00	4.71	3.00			4.71	USD	-	-	1.57	-	-	-	1.57

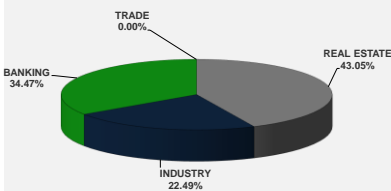
<b>TOTAL EXECUTED</b>	<b>1,749.81</b>	<b>11,565.24</b>	<b>1,666.25</b>			<b>12,369.67</b>		<b>25,793</b>	<b>\$211,643</b>
-----------------------	-----------------	------------------	-----------------	--	--	------------------	--	---------------	------------------

Official USD Closing 1607.5

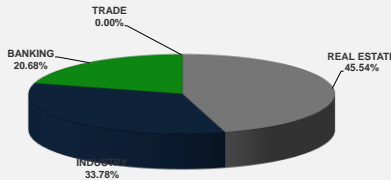
LEBANESE GLOBAL DEPOSITARY RECEIPTS	SHARES MM	BID \$	ASK \$	MID PRICE \$
BLOM BANK	73.90	11.65	11.70	11.68
BYBLOS BANK	1.31	76.00	0.00	76.00
SOLIDERE	9.09	8.90	9.00	8.95
AUDI BANK	116.24	6.35	6.45	6.40

STOCK INDEX	VALUE	PREVIOUS VALUE	% OF CHANGE
MARKET VALUE WEIGHTED INDEX	95.16	96.88	-1.78%
NUMBER OF TRANSACTIONS	30		

BEIRUT STOCK EXCHANGE DAILY TRADING VOLUME



BEIRUT STOCK EXCHANGE DAILY TRADING VALUE \$



**Disclaimer:** The Capital Markets Authority (CMA) publishes reports for general information purposes only. However, under no circumstances the CMA will accept any responsibility or liability in connection with the use of the information provided in these reports or on this website.

MATURITY	CURRENCY	ISSUED AMOUNT (MM)	OUTSTANDING AMOUNT (MM)	COUPON	ISSUE P.	BID\$	ASK\$	MID. P	YIELD	SPREAD	DURATION	CONVEXITY
Lebanon / 20-07-2017	USD	300.00	75.00	3.750	100.000	99.750	99.875	99.750	5.248	4.283	0.160	0.051
Lebanon / 12-10-2017	USD	775.00	775.00	5.000	100.000	100.620	100.880	100.620	3.366	2.357	0.384	0.296
Lebanon / 27-12-2017	USD	950.00	65.00	5.000	100.000	99.625	99.875	99.625	6.096	4.617	0.331	0.330
Lebanon / 31-12-2017	USD	2,007.51	200.75	4.000	100.000	99.688	100.438	99.688	4.888	3.497	0.344	0.348
Lebanon / 07-03-2018	USD	700.00	70.00	5.000	100.000	98.750	100.750	98.750	7.385	5.513	0.521	0.584
Lebanon / 27-05-2018	USD	200.00	30.00	5.000	100.000	98.750	100.750	98.750	7.553	5.202	0.484	0.627
Lebanon / 12-06-2018	USD	700.00	700.00	5.150	100.000	101.000	103.000	101.000	4.169	3.070	1.003	1.530
Lebanon / 12-11-2018	USD	1,025.00	1,025.00	5.150	100.000	100.864	101.661	100.864	4.536	3.280	1.405	2.691
Lebanon / 28-11-2018	EUR	445.00	445.00	5.350	100.000	103.000	105.000	103.000	3.280	3.965	1.434	3.496
Lebanon / 23-04-2019	USD	500.00	500.00	6.750	100.000	101.750	103.750	101.750	4.535	3.294	1.806	4.230
Lebanon / 20-05-2019	USD	650.00	650.00	6.000	100.000	102.300	103.050	102.300	4.777	3.523	1.867	4.490
Lebanon / 28-11-2019	USD	1,500.00	1,500.00	5.450	100.000	101.200	101.550	101.200	4.937	3.517	2.271	6.568
Lebanon / 09-03-2020	USD	1,200.00	1,200.00	6.375	100.000	103.200	103.750	103.200	5.129	3.730	2.516	7.898
Lebanon / 14-04-2020	USD	700.00	700.00	5.800	100.000	101.250	102.200	101.250	5.326	3.903	2.625	8.489
Lebanon / 19-06-2020	USD	600.00	600.00	6.150	100.000	102.750	103.750	102.750	5.172	3.741	2.724	9.280
Lebanon / 12-04-2021	USD	2,092.47	2,092.47	8.250	100.000	108.924	109.795	108.924	5.659	4.233	3.311	13.520
Lebanon / 27-05-2022	USD	500.00	500.00	6.250	100.000	103.000	104.000	103.000	5.556	3.827	4.156	21.290
Lebanon / 04-10-2022	USD	1,540.00	1,540.00	6.100	100.000	101.700	102.650	101.700	5.728	3.985	4.530	24.600
Lebanon / 27-01-2023	USD	1,100.00	1,100.00	6.000	100.000	101.250	102.000	101.250	5.737	3.994	4.683	26.720
Lebanon / 26-05-2023	USD	500.00	500.00	6.400	100.000	102.375	103.375	102.375	5.924	3.878	4.809	28.700
Lebanon / 22-04-2024	USD	700.00	700.00	6.850	100.000	103.000	103.500	103.000	6.110	4.109	5.483	36.760
Lebanon / 04-11-2024	USD	500.00	538.47	6.250	100.000	99.750	100.800	99.750	6.292	4.288	5.871	42.051
Lebanon / 03-12-2024	USD	250.00	250.00	7.000	100.000	104.640	105.100	104.640	6.219	4.211	5.664	40.669
Lebanon / 26-02-2025	USD	800.00	800.00	6.200	100.000	99.400	100.100	99.400	6.297	4.290	5.998	44.495
Lebanon / 12-06-2025	USD	800.00	800.00	6.250	100.000	99.396	100.396	99.396	6.346	4.337	6.085	46.570
Lebanon / 27-11-2026	USD	1,600.00	1,600.00	6.800	100.000	100.500	101.250	100.500	6.528	4.327	6.784	59.545
Lebanon / 23-03-2027	USD	1,250.00	1,250.00	6.850	100.000	101.880	102.250	101.880	6.586	4.385	7.036	63.158
Lebanon / 29-11-2027	USD	1,000.00	1,000.00	6.750	100.000	100.830	101.450	100.830	6.639	4.436	7.237	68.770
Lebanon / 03-11-2028	USD	500.00	893.20	6.850	100.000	99.600	100.850	99.600	6.700	4.496	7.906	80.626
Lebanon / 25-05-2029	USD	1,000.00	1,000.00	6.850	100.000	101.625	102.625	101.625	6.651	4.410	7.891	83.490
Lebanon / 26-02-2030	USD	1,400.00	1,400.00	6.850	100.000	99.050	99.900	99.050	6.761	4.554	8.368	93.114
Lebanon / 22-04-2031	USD	300.00	300.00	7.000	100.000	100.560	101.960	100.560	6.936	4.730	8.791	104.100
Lebanon / 23-03-2032	USD	1,000.00	1,000.00	7.000	100.000	100.850	101.300	100.850	6.906	4.702	9.074	112.907
Lebanon / 02-11-2035	USD	600.00	600.00	7.050	100.000	99.250	100.717	99.250	7.123	4.921	10.197	148.937
Lebanon / 23-03-2037	USD	750.00	750.00	7.250	100.000	100.450	100.900	100.450	7.206	5.005	10.349	158.180
<b>TOTAL PUBLIC SECTOR EUROBONDS</b>		<b>30,484.598</b>	<b>27,199.50</b>									

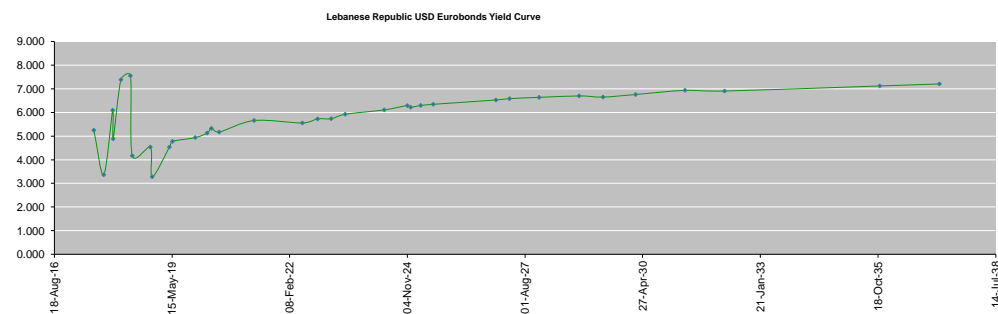
EURO CDS
Not Available

MATURITY	SIZE MM	TYPE	COUPON	Issue P.	BID \$	Ask \$	MID. P	YIELD	SPREAD	DURATION	CONVEXITY
BANK MED S.A.L/14-12-2017	USD 500	Euro CD	5.38	99.46	102.20	102.25	102.20	1.46	0.46	0.55	0.58
BANK BYBLOS S.A.L/21-06-2021	USD 300	Note	7	100	102.70	103.06	102.70	6.24	4.50	3.43	14.64

World Yields in Native Terms	O/N	3 Months	6 Months	9 Months	1 Year	2 Years	3 Years	5 Years	7 Years	10 Years	30 Years
EUR	-	-0.91	-0.72	-0.67	-0.70	-0.69	-0.64	-0.38	-0.10	0.32	1.15
U.S.A	-	0.90	1.00	-	1.08	1.25	1.42	1.74	2.01	2.20	2.89
U.K	-	0.18	0.20	-	0.11	0.10	0.18	0.48	0.71	1.04	1.68
Japan	-	-0.12	-0.12	-0.12	-0.15	-0.15	-0.13	-0.10	-0.05	0.05	0.81

Libor	USD	EUR	JPY	GBP
1 Months	1.00	-0.40	-0.02	0.26
2 Months	1.08	-0.39	-0.01	0.27
3 Months	1.18	-0.37	-0.01	0.31
6 Months	1.41	-0.27	0.02	0.45
1 Year	1.73	-0.14	0.13	0.66

Spot Rates	Bid	Ask
Lebanese Pound	1505.70	1510.70
Euro	1.11	1.1117
British Sterling Pound	1.30	1.3015
Japanese Yen	110.68	110.6900
Gold	1258.82	1258.97



**Disclaimer:** The Capital Markets Authority (CMA) publishes reports for general information purposes only. However, under no circumstances the CMA will accept any responsibility or liability in connection with the use of the information provided in these reports or on this website.

Contact us by email: [research@cma.gov.lb](mailto:research@cma.gov.lb)