

LISTED COMPANIES	LISTED SHARES	MARKET CAP.	TOTAL ORDINARY SHARES	PREFERRED SHARES	PREFERRED SHARES ISSUE PRICE	TOTAL MARKET CAP.	CUR.	TRADED VOLUME	TRADED VALUE	CLOSING PRICE	OPEN PRICE	HIGH PRICE	LOW PRICE	PREVIOUS PRICE
	(MM)	(MM \$)	(MM)	(MM)	USD	(MM \$)								
SOLIDERE A	100.00	891.00	100.00			891.00	USD	56,108	500,080	8.91	9.00	9.06	8.90	8.93
SOLIDERE B	65.00	583.70	65.00			583.70	USD	143	1,283	8.98	8.98	8.98	8.76	8.86
BQ.LIB. POUR LE COMMERCE	51.03	50.52	152.70			151.17	USD	-	-	0.99	-	-	-	0.99
BQ.LIB. POUR LE COMMERCE PEF. "B"	0.55	55.00		0.55		55.00	USD	-	-	100.00	-	-	-	100.00
BQ.LIB. POUR LE COMMERCE PEF. "C"	0.35	35.00		0.35		35.00	USD	-	-	100.00	-	-	-	100.00
BQ.LIB. POUR LE COMMERCE PEF. "D"	0.75	75.00		0.75		75.00	USD	-	-	100.00	-	-	-	100.00
BANQUE AUDI	399.75	2394.50	399.75			2394.50	USD	62,526	374,543	5.99	6.00	6.00	5.99	6.01
BANQUE AUDI GDR	116.24	720.68				720.68	USD	39,118	238,020	6.20	6.00	6.20	6.00	6.07
BANQUE AUDI PREFERRED "F"	1.50	156.00		1.50	100.00	156.00	USD	-	-	104.00	-	-	-	104.00
BANQUE AUDI PREFERRED "G"	1.50	150.75		1.50	100.00	150.75	USD	-	-	100.50	-	-	-	100.50
BANQUE AUDI PREFERRED "H"	0.75	75.38		0.75	100.00	75.38	USD	-	-	100.50	-	-	-	100.50
BANQUE AUDI PREFERRED "I"	2.50	251.25		2.50	100.00	251.25	USD	-	-	100.50	-	-	-	100.50
BANK OF BEIRUT	16.82	316.26	50.47			948.79	USD	-	-	18.80	-	-	-	18.80
BANK OF BEIRUT PRIORITY	4.76	100.00				100.00	USD	-	-	21.00	-	-	-	21.00
BANK OF BEIRUT PREFERRED SHARES "H"	5.40	135.81		5.40	25.00	135.81	USD	2,000	50,300	25.15	25.15	25.15	25.15	25.15
BANK OF BEIRUT PREFERRED SHARES "I"	5.00	125.75		5.00	25.00	125.75	USD	600	15,090	25.15	25.15	25.15	25.15	25.15
BANK OF BEIRUT PREFERRED SHARES "J"	3.00	78.75		3.00	25.00	78.75	USD	-	-	26.25	-	-	-	26.25
BANK OF BEIRUT PREFERRED SHARES "K"	4.00	100.60		4.00	25.00	100.60	USD	3,000	75,450	25.15	25.15	25.15	25.15	25.15
BYBLOS BANK	565.52	933.10	565.52			933.10	USD	82,866	136,729	1.65	1.65	1.65	1.65	1.65
BYBLOS BANK GDR	1.31	104.73				104.73	USD	2,400	192,000	80.00	80.00	80.00	80.00	80.00
BYBLOS BANK PREFERRED SHARES 2008	2.00	203.00		2.00	100.00	203.00	USD	-	-	101.50	-	-	-	101.50
BYBLOS BANK PREFERRED SHARES 2009	2.00	201.20		2.00	96.00	201.20	USD	3,164	318,165	100.60	100.60	100.60	100.50	102.00
BQ.EUROPEENNE PR.M.O	51.40	87.38	62.00			105.40	USD	-	-	1.70	-	-	-	1.70
BQ.EUROPEENNE PR.M.O PREFERRED 20	0.35	35.00		0.35	100.00	35.00	USD	-	-	100.00	-	-	-	100.00
BLOM BANK GDR	73.90	871.97				871.97	USD	49,950	589,558	11.80	11.80	11.85	11.80	11.80
BLOM BANK	215.00	2332.75	215.00			2332.75	USD	10,000	108,500	10.85	10.85	10.85	10.85	10.80
BLOM BANK PREFERRED 2011	20.00	207.00		20.00	10.00	207.00	USD	-	-	10.35	-	-	-	10.35
RASAMNY-YOUNIS MOTORS CO	10.92	35.49	27.30			88.73	USD	-	-	3.25	-	-	-	3.25
HOLCIM Liban	19.52	241.22	19.52			241.22	USD	-	-	12.36	-	-	-	12.36
STE DES CIMENTS BLANCS B	6.00	18.84	6.00			18.84	USD	-	-	3.14	-	-	-	3.14
STE DES CIMENTS BLANCS N	3.00	4.71	3.00			4.71	USD	-	-	1.57	-	-	-	1.57

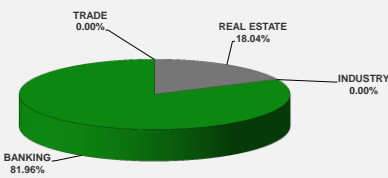
TOTAL EXECUTED 1,749.81 11,572.33 1,666.25 12,376.76 311,875 \$2,599,718

Official USD Closing 1507.5

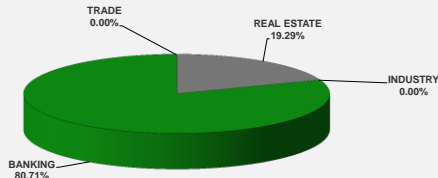
LEBANESE GLOBAL DEPOSITORY RECEIPTS	SHARES MM	BID \$	ASK \$	MID PRICE \$
BLOM BANK	73.90	11.70	11.90	11.80
BYBLOS BANK	1.31	75.00	0.00	75.00
SOLIDERE	9.09	8.32	9.04	8.68
AUDI BANK	116.24	6.00	6.10	6.05

STOCK INDEX	VALUE	PREVIOUS VALUE	% OF CHANGE
MARKET VALUE WEIGHTED INDEX	97.57	97.35	0.23%
NUMBER OF TRANSACTIONS	47		

BEIRUT STOCK EXCHANGE DAILY TRADING VOLUME



BEIRUT STOCK EXCHANGE DAILY TRADING VALUE \$



Disclaimer: The Capital Markets Authority (CMA) publishes reports for general information purposes only. However, under no circumstances the CMA will accept any responsibility or liability in connection with the use of the information provided in these reports or on this website.

MATURITY	CURRENCY	ISSUED AMOUNT (MM)	OUTSTANDING AMOUNT (MM)	COUPON	ISSUE P.	BIDS	ASKS	MID. P	YIELD	SPREAD	DURATION	CONVEXITY
Lebanon / 20-07-2017	USD	300.00	75.00	3.750	100.000	99.750	99.875	99.750	5.525	4.856	0.135	0.037
Lebanon / 12-10-2017	USD	775.00	775.00	5.000	100.000	100.700	100.800	100.700	3.034	1.966	0.360	0.259
Lebanon / 27-12-2017	USD	950.00	65.00	5.000	100.000	99.625	99.875	99.625	6.185	4.597	0.307	0.302
Lebanon / 31-12-2017	USD	2,007.51	200.75	4.000	100.000	99.688	100.438	99.688	4.957	3.470	0.320	0.319
Lebanon / 07-03-2018	USD	700.00	70.00	5.000	100.000	98.750	100.750	98.750	7.499	5.515	0.497	0.548
Lebanon / 27-05-2018	USD	200.00	20.00	5.000	100.000	98.750	100.750	98.750	6.766	5.183	0.714	0.916
Lebanon / 12-06-2018	USD	700.00	700.00	5.150	100.000	100.500	102.500	100.500	4.646	3.490	0.976	1.460
Lebanon / 12-11-2018	USD	1,025.00	1,025.00	5.150	100.000	101.050	101.250	101.050	4.391	3.237	1.380	2.609
Lebanon / 28-11-2018	EUR	445.00	445.00	5.350	100.000	101.250	103.250	101.250	4.446	5.208	1.391	3.319
Lebanon / 23-04-2019	USD	500.00	500.00	6.750	100.000	101.125	103.125	101.125	4.868	3.573	1.778	4.110
Lebanon / 20-05-2019	USD	650.00	650.00	6.000	100.000	102.100	102.745	102.100	4.868	3.580	1.842	4.380
Lebanon / 28-11-2019	USD	1,500.00	1,500.00	5.450	100.000	100.700	101.450	100.700	5.147	3.701	2.306	6.611
Lebanon / 09-03-2020	USD	1,200.00	1,200.00	6.375	100.000	102.550	103.200	102.550	5.369	3.918	2.489	7.745
Lebanon / 14-04-2020	USD	700.00	700.00	5.800	100.000	100.850	101.650	100.850	5.473	4.023	2.598	8.333
Lebanon / 19-06-2020	USD	600.00	600.00	6.150	100.000	101.750	102.750	101.750	5.517	4.067	2.685	9.050
Lebanon / 12-04-2021	USD	2,092.47	2,092.47	8.250	100.000	109.022	109.850	109.022	5.617	4.166	3.288	13.350
Lebanon / 27-05-2022	USD	500.00	500.00	6.250	100.000	102.125	103.125	102.125	5.754	3.974	4.249	21.650
Lebanon / 04-10-2022	USD	1,540.00	1,540.00	6.100	100.000	101.450	101.700	101.450	5.781	4.000	4.501	24.321
Lebanon / 27-01-2023	USD	1,100.00	1,100.00	6.000	100.000	100.950	101.300	100.950	5.799	4.018	4.654	26.430
Lebanon / 26-05-2023	USD	500.00	500.00	6.400	100.000	102.625	103.625	102.625	5.873	4.093	4.937	29.360
Lebanon / 22-04-2024	USD	700.00	700.00	6.850	100.000	102.570	102.750	102.570	6.185	4.130	5.452	36.410
Lebanon / 04-11-2024	USD	500.00	538.47	6.250	100.000	99.950	100.550	99.950	6.258	4.203	5.846	41.752
Lebanon / 03-12-2024	USD	250.00	250.00	7.000	100.000	104.520	105.100	104.520	6.237	4.181	5.639	40.376
Lebanon / 26-02-2025	USD	800.00	800.00	6.200	100.000	99.450	100.300	99.450	6.289	4.232	5.975	44.212
Lebanon / 12-06-2025	USD	800.00	800.00	6.250	100.000	99.360	100.360	99.360	6.352	4.297	6.060	46.260
Lebanon / 27-11-2026	USD	1,600.00	1,600.00	6.800	100.000	101.400	101.500	101.400	6.401	4.162	6.991	61.181
Lebanon / 23-03-2027	USD	1,250.00	1,250.00	6.850	100.000	101.750	102.200	101.750	6.603	4.365	7.010	62.785
Lebanon / 29-11-2027	USD	1,000.00	1,000.00	6.750	100.000	100.450	101.250	100.450	6.690	4.452	7.448	70.610
Lebanon / 03-11-2028	USD	500.00	893.20	6.850	100.000	99.900	100.500	99.900	6.662	4.423	7.882	80.225
Lebanon / 25-05-2029	USD	1,000.00	1,000.00	6.850	100.000	101.125	102.125	101.125	6.712	4.473	8.119	85.700
Lebanon / 26-02-2030	USD	1,400.00	1,400.00	6.850	100.000	99.250	100.050	99.250	6.737	4.496	8.349	92.775
Lebanon / 22-04-2031	USD	300.00	300.00	7.000	100.000	100.680	102.070	100.680	6.922	4.683	8.771	103.720
Lebanon / 23-03-2032	USD	1,000.00	1,000.00	7.000	100.000	100.750	101.350	100.750	6.917	4.678	9.049	112.443
Lebanon / 02-11-2035	USD	600.00	600.00	7.050	100.000	100.330	100.670	100.330	7.017	4.778	10.196	148.922
Lebanon / 23-03-2037	USD	750.00	750.00	7.250	100.000	101.400	102.050	101.400	7.116	4.877	10.375	158.809
TOTAL PUBLIC SECTOR EUROBONDS		30,486.333	27,191.24									

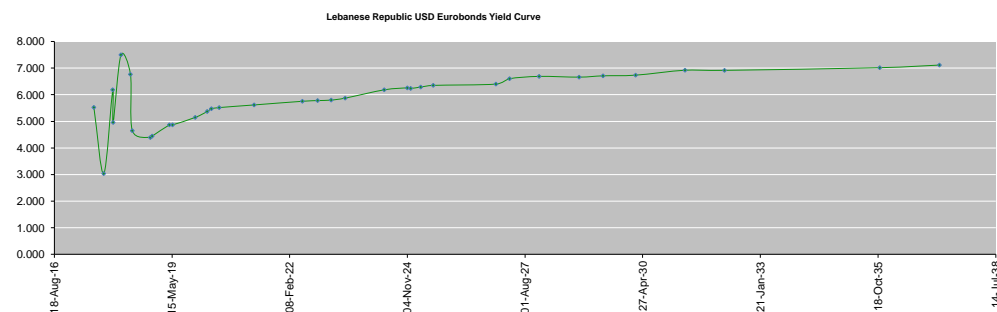
EURO CDS
Not Available

MATURITY	SIZE MM	TYPE	COUPON	Issue P.	BID \$	Ask \$	MID. P	YIELD	SPREAD	DURATION	CONVEXITY
BANK MED S.A.L/14-12-2017	USD 500	Euro CD	5.38	99.46	102.13	102.19	102.13	1.38	0.29	0.52	0.53
BANK BYBLOS S.A.L/21-06-2021	USD 300	Note	7	100	102.54	102.90	102.54	6.28	4.50	3.41	14.46

World Yields in Native Terms	O/N	3 Months	6 Months	9 Months	1 Year	2 Years	3 Years	5 Years	7 Years	10 Years	30 Years
EUR	-	-0.91	-0.72	-0.70	-0.77	-0.71	-0.68	-0.42	-0.12	0.31	1.15
U.S.A	-	0.93	1.07	--	1.16	1.29	1.45	1.78	2.06	2.24	2.90
U.K	-	0.18	0.20	--	0.12	0.09	0.15	0.45	0.68	1.01	1.66
Japan	-	-0.13	-0.13	-0.12	-0.16	-0.16	-0.14	-0.12	-0.07	0.04	0.80

Libor	USD	EUR	JPY	GBP
1 Months	1.04	-0.40	-0.02	0.25
2 Months	1.12	-0.39	-0.01	0.27
3 Months	1.20	-0.37	-0.02	0.30
6 Months	1.41	-0.29	0.02	0.44
1 Year	1.72	-0.16	0.13	0.64

Spot Rates	Bid	Ask
Lebanese Pound	1505.70	1510.70
Euro	1.12	1.1156
British Sterling Pound	1.29	1.2873
Japanese Yen	110.93	110.9600
Gold	1264.17	1264.30



Disclaimer: The Capital Markets Authority (CMA) publishes reports for general information purposes only. However, under no circumstances the CMA will accept any responsibility or liability in connection with the use of the information provided in these reports or on this website.

Contact us by email: research@cma.gov.lb