

| LISTED COMPANIES | LISTED SHARES | MARKET CAP. | TOTAL ORDINARY SHARES | PREFERRED SHARES | PREFERRED SHARES ISSUE PRICE | TOTAL MARKET CAP. | CUR. | TRADED VOLUME | TRADED VALUE | CLOSING PRICE | OPEN PRICE | HIGH PRICE | LOW PRICE | PREVIOUS PRICE |
|-------------------------------------|---------------|-------------|-----------------------|------------------|------------------------------|-------------------|------|---------------|--------------|---------------|------------|------------|-----------|----------------|
| | (MM) | (MM \$) | (MM) | (MM) | USD | (MM \$) | | | | | | | | |
| SOLIDERE A | 100.00 | 904.00 | 100.00 | | | 904.00 | USD | 52,060 | 467,757 | 9.04 | 8.92 | 9.07 | 8.90 | 8.91 |
| SOLIDERE B | 65.00 | 579.15 | 65.00 | | | 579.15 | USD | 16,922 | 152,867 | 8.91 | 8.82 | 9.05 | 8.81 | 8.98 |
| BQ.LIB. POUR LE COMMERCE | 51.03 | 50.52 | 152.70 | | | 151.17 | USD | - | - | 0.99 | - | - | - | 0.99 |
| BQ.LIB. POUR LE COMMERCE PEF. "B" | 0.55 | 55.00 | | 0.55 | | 55.00 | USD | - | - | 100.00 | - | - | - | 100.00 |
| BQ.LIB. POUR LE COMMERCE PEF. "C" | 0.35 | 35.00 | | 0.35 | | 35.00 | USD | - | - | 100.00 | - | - | - | 100.00 |
| BQ.LIB. POUR LE COMMERCE PEF. "D" | 0.75 | 75.00 | | 0.75 | | 75.00 | USD | - | - | 100.00 | - | - | - | 100.00 |
| BANQUE AUDI | 399.75 | 2482.44 | 399.75 | | | 2482.44 | USD | 20,150 | 124,058 | 6.21 | 6.00 | 6.25 | 6.00 | 5.99 |
| BANQUE AUDI GDR | 116.24 | 720.68 | | | | 720.68 | USD | - | - | 6.20 | - | - | - | 6.20 |
| BANQUE AUDI PREFERRED "F" | 1.50 | 156.00 | | 1.50 | 100.00 | 156.00 | USD | - | - | 104.00 | - | - | - | 104.00 |
| BANQUE AUDI PREFERRED "G" | 1.50 | 150.75 | | 1.50 | 100.00 | 150.75 | USD | - | - | 100.50 | - | - | - | 100.50 |
| BANQUE AUDI PREFERRED "H" | 0.75 | 75.38 | | 0.75 | 100.00 | 75.38 | USD | - | - | 100.50 | - | - | - | 100.50 |
| BANQUE AUDI PREFERRED "I" | 2.50 | 251.25 | | 2.50 | 100.00 | 251.25 | USD | - | - | 100.50 | - | - | - | 100.50 |
| BANK OF BEIRUT | 16.82 | 316.26 | 50.47 | | | 948.79 | USD | - | - | 18.80 | - | - | - | 18.80 |
| BANK OF BEIRUT PRIORITY | 4.76 | 100.00 | | | | 100.00 | USD | 13,888 | 291,648 | 21.00 | 21.00 | 21.00 | 21.00 | 21.00 |
| BANK OF BEIRUT PREFERRED SHARES "H" | 5.40 | 135.81 | | 5.40 | 25.00 | 135.81 | USD | 2,000 | 50,300 | 25.15 | 25.15 | 25.15 | 25.15 | 25.15 |
| BANK OF BEIRUT PREFERRED SHARES "I" | 5.00 | 125.75 | | 5.00 | 25.00 | 125.75 | USD | - | - | 25.15 | - | - | - | 25.15 |
| BANK OF BEIRUT PREFERRED SHARES "J" | 3.00 | 78.75 | | 3.00 | 25.00 | 78.75 | USD | - | - | 26.25 | - | - | - | 26.25 |
| BANK OF BEIRUT PREFERRED SHARES "K" | 4.00 | 100.60 | | 4.00 | 25.00 | 100.60 | USD | 4,140 | 104,121 | 25.15 | 25.15 | 25.15 | 25.15 | 25.15 |
| BYBLOS BANK | 565.52 | 927.44 | 565.52 | | | 927.44 | USD | 358,287 | 587,791 | 1.64 | 1.65 | 1.65 | 1.64 | 1.65 |
| BYBLOS BANK GDR | 1.31 | 104.73 | | | | 104.73 | USD | - | - | 80.00 | - | - | - | 80.00 |
| BYBLOS BANK PREFERRED SHARES 2008 | 2.00 | 203.00 | | 2.00 | 100.00 | 203.00 | USD | - | - | 101.50 | - | - | - | 101.50 |
| BYBLOS BANK PREFERRED SHARES 2009 | 2.00 | 201.40 | | 2.00 | 96.00 | 201.40 | USD | 40 | 4,028 | 100.70 | 100.70 | 100.70 | 100.70 | 100.60 |
| BQ.EUROPEENNE PR.M.O | 51.40 | 87.38 | 62.00 | | | 105.40 | USD | - | - | 1.70 | - | - | - | 1.70 |
| BQ.EUROPEENNE PR.M.O PREFERRED 20 | 0.35 | 35.00 | | 0.35 | 100.00 | 35.00 | USD | - | - | 100.00 | - | - | - | 100.00 |
| BLOM BANK GDR | 73.90 | 875.67 | | | | 875.67 | USD | 15,003 | 177,786 | 11.85 | 11.82 | 11.86 | 11.82 | 11.80 |
| BLOM BANK | 215.00 | 2330.60 | 215.00 | | | 2330.60 | USD | 21,583 | 234,030 | 10.84 | 10.84 | 10.85 | 10.84 | 10.85 |
| BLOM BANK PREFERRED 2011 | 20.00 | 207.00 | | 20.00 | 10.00 | 207.00 | USD | - | - | 10.35 | - | - | - | 10.35 |
| RASAMNY-YOUNIS MOTORS CO | 10.92 | 35.49 | 27.30 | | | 88.73 | USD | - | - | 3.25 | - | - | - | 3.25 |
| HOLCIM Liban | 19.52 | 241.22 | 19.52 | | | 241.22 | USD | - | - | 12.36 | - | - | - | 12.36 |
| STE DES CIMENTS BLANCS B | 6.00 | 18.84 | 6.00 | | | 18.84 | USD | - | - | 3.14 | - | - | - | 3.14 |
| STE DES CIMENTS BLANCS N | 3.00 | 4.71 | 3.00 | | | 4.71 | USD | - | - | 1.57 | - | - | - | 1.57 |

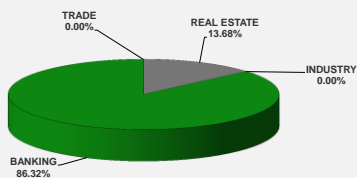
TOTAL EXECUTED 1,749.81 11,664.82 1,666.25 12,469.25 504,073 \$2,194,386

Official USD Closing 1507.5

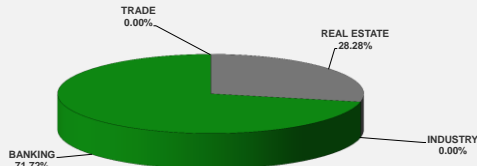
| LEBANESE GLOBAL DEPOSITARY RECEIPTS | SHARES MM | BID \$ | ASK \$ | MID PRICE \$ |
|-------------------------------------|-----------|--------|--------|--------------|
| BLOM BANK | 73.90 | 11.80 | 11.95 | 11.88 |
| BYBLOS BANK | 1.31 | 76.00 | 0.00 | 76.00 |
| SOLIDERE | 9.09 | 8.52 | 8.65 | 8.59 |
| AUDI BANK | 116.24 | 6.01 | 6.40 | 6.21 |

| STOCK INDEX | VALUE | PREVIOUS VALUE | % OF CHANGE |
|-----------------------------|-------|----------------|-------------|
| MARKET VALUE WEIGHTED INDEX | 98.33 | 97.57 | 0.77% |
| NUMBER OF TRANSACTIONS | 61 | | |

BEIRUT STOCK EXCHANGE DAILY TRADING VOLUME



BEIRUT STOCK EXCHANGE DAILY TRADING VALUE \$



Disclaimer: The Capital Markets Authority (CMA) publishes reports for general information purposes only. However, under no circumstances the CMA will accept any responsibility or liability in connection with the use of the information provided in these reports or on this website.

| MATURITY | CURRENCY | ISSUED AMOUNT (MM) | OUTSTANDING AMOUNT (MM) | COUPON | ISSUE P. | BIDS | ASKS | MID. P | YIELD | SPREAD | DURATION | CONVEXITY |
|--------------------------------------|----------|--------------------|-------------------------|--------|----------|---------|---------|---------|-------|--------|----------|-----------|
| Lebanon / 20-07-2017 | USD | 300.00 | 75.00 | 3.750 | 100.000 | 99.750 | 99.875 | 99.750 | 5.562 | 4.741 | 0.132 | 0.035 |
| Lebanon / 12-10-2017 | USD | 775.00 | 775.00 | 5.000 | 100.000 | 100.620 | 100.880 | 100.620 | 3.240 | 2.266 | 0.357 | 0.256 |
| Lebanon / 27-12-2017 | USD | 950.00 | 65.00 | 5.000 | 100.000 | 99.625 | 99.875 | 99.625 | 6.196 | 4.590 | 0.304 | 0.299 |
| Lebanon / 31-12-2017 | USD | 2,007.51 | 200.75 | 4.000 | 100.000 | 99.688 | 100.438 | 99.688 | 4.966 | 3.465 | 0.317 | 0.316 |
| Lebanon / 07-03-2018 | USD | 700.00 | 70.00 | 5.000 | 100.000 | 98.750 | 100.750 | 98.750 | 7.513 | 5.526 | 0.494 | 0.544 |
| Lebanon / 27-05-2018 | USD | 200.00 | 20.00 | 5.000 | 100.000 | 98.750 | 100.750 | 98.750 | 6.773 | 5.190 | 0.711 | 0.911 |
| Lebanon / 12-06-2018 | USD | 700.00 | 700.00 | 5.150 | 100.000 | 100.500 | 102.500 | 100.500 | 4.645 | 3.494 | 0.973 | 1.450 |
| Lebanon / 12-11-2018 | USD | 1,025.00 | 1,025.00 | 5.150 | 100.000 | 101.000 | 101.200 | 101.000 | 4.426 | 3.268 | 1.377 | 2.600 |
| Lebanon / 28-11-2018 | EUR | 445.00 | 445.00 | 5.350 | 100.000 | 102.000 | 103.000 | 102.000 | 3.924 | 4.676 | 1.391 | 3.321 |
| Lebanon / 23-04-2019 | USD | 500.00 | 500.00 | 6.750 | 100.000 | 101.050 | 101.550 | 101.050 | 4.909 | 3.618 | 1.771 | 4.080 |
| Lebanon / 20-05-2019 | USD | 650.00 | 650.00 | 6.000 | 100.000 | 102.000 | 102.500 | 102.000 | 4.919 | 3.631 | 1.838 | 4.360 |
| Lebanon / 28-11-2019 | USD | 1,500.00 | 1,500.00 | 5.450 | 100.000 | 100.875 | 101.375 | 100.875 | 5.071 | 3.631 | 2.303 | 6.599 |
| Lebanon / 09-03-2020 | USD | 1,200.00 | 1,200.00 | 6.375 | 100.000 | 102.550 | 103.100 | 102.550 | 5.368 | 3.926 | 2.486 | 7.728 |
| Lebanon / 14-04-2020 | USD | 700.00 | 700.00 | 5.800 | 100.000 | 100.875 | 101.375 | 100.875 | 5.463 | 4.019 | 2.595 | 8.313 |
| Lebanon / 19-06-2020 | USD | 600.00 | 600.00 | 6.150 | 100.000 | 101.800 | 102.300 | 101.800 | 5.499 | 4.054 | 2.681 | 9.020 |
| Lebanon / 12-04-2021 | USD | 2,092.47 | 2,092.47 | 8.250 | 100.000 | 109.125 | 109.625 | 109.125 | 5.587 | 4.142 | 3.285 | 13.330 |
| Lebanon / 27-05-2022 | USD | 500.00 | 500.00 | 6.250 | 100.000 | 102.250 | 103.250 | 102.250 | 5.725 | 3.958 | 4.248 | 21.640 |
| Lebanon / 04-10-2022 | USD | 1,540.00 | 1,540.00 | 6.100 | 100.000 | 101.450 | 101.700 | 101.450 | 5.781 | 4.012 | 4.498 | 24.295 |
| Lebanon / 27-01-2023 | USD | 1,100.00 | 1,100.00 | 6.000 | 100.000 | 100.700 | 101.050 | 100.700 | 5.851 | 4.082 | 4.649 | 26.390 |
| Lebanon / 26-05-2023 | USD | 500.00 | 500.00 | 6.400 | 100.000 | 102.000 | 103.000 | 102.000 | 5.997 | 4.230 | 4.928 | 29.270 |
| Lebanon / 22-04-2024 | USD | 700.00 | 700.00 | 6.850 | 100.000 | 102.250 | 103.250 | 102.250 | 6.242 | 4.202 | 5.451 | 36.390 |
| Lebanon / 04-11-2024 | USD | 500.00 | 538.47 | 6.250 | 100.000 | 99.750 | 100.750 | 99.750 | 6.292 | 4.252 | 5.843 | 41.719 |
| Lebanon / 03-12-2024 | USD | 250.00 | 250.00 | 7.000 | 100.000 | 104.125 | 105.125 | 104.125 | 6.301 | 4.261 | 5.634 | 40.316 |
| Lebanon / 26-02-2025 | USD | 800.00 | 800.00 | 6.200 | 100.000 | 99.250 | 100.220 | 99.250 | 6.322 | 4.280 | 5.971 | 44.157 |
| Lebanon / 12-06-2025 | USD | 800.00 | 800.00 | 6.250 | 100.000 | 99.412 | 100.412 | 99.412 | 6.344 | 4.301 | 6.058 | 46.240 |
| Lebanon / 27-11-2026 | USD | 1,600.00 | 1,600.00 | 6.800 | 100.000 | 100.625 | 101.625 | 100.625 | 6.510 | 4.289 | 6.983 | 61.067 |
| Lebanon / 23-03-2027 | USD | 1,250.00 | 1,250.00 | 6.850 | 100.000 | 101.500 | 102.500 | 101.500 | 6.638 | 4.415 | 7.008 | 62.752 |
| Lebanon / 29-11-2027 | USD | 1,000.00 | 1,000.00 | 6.750 | 100.000 | 100.800 | 101.350 | 100.800 | 6.643 | 4.420 | 7.450 | 70.630 |
| Lebanon / 03-11-2028 | USD | 500.00 | 893.20 | 6.850 | 100.000 | 99.625 | 100.625 | 99.625 | 6.697 | 4.474 | 7.877 | 80.155 |
| Lebanon / 25-05-2029 | USD | 1,000.00 | 1,000.00 | 6.850 | 100.000 | 101.000 | 102.000 | 101.000 | 6.727 | 4.505 | 8.113 | 85.600 |
| Lebanon / 26-02-2030 | USD | 1,400.00 | 1,400.00 | 6.850 | 100.000 | 99.125 | 100.125 | 99.125 | 6.752 | 4.527 | 8.345 | 92.718 |
| Lebanon / 22-04-2031 | USD | 300.00 | 300.00 | 7.000 | 100.000 | 101.125 | 102.125 | 101.125 | 6.872 | 4.649 | 8.776 | 103.800 |
| Lebanon / 23-03-2032 | USD | 1,000.00 | 1,000.00 | 7.000 | 100.000 | 100.625 | 101.625 | 100.625 | 6.930 | 4.708 | 9.049 | 112.438 |
| Lebanon / 02-11-2035 | USD | 600.00 | 600.00 | 7.050 | 100.000 | 100.000 | 101.000 | 100.000 | 7.049 | 4.826 | 10.193 | 148.866 |
| Lebanon / 23-03-2037 | USD | 750.00 | 750.00 | 7.250 | 100.000 | 101.375 | 102.375 | 101.375 | 7.118 | 4.895 | 10.380 | 158.914 |
| TOTAL PUBLIC SECTOR EUROBONDS | | 30,489.582 | 27,194.49 | | | | | | | | | |

EURO CDS

Not Available

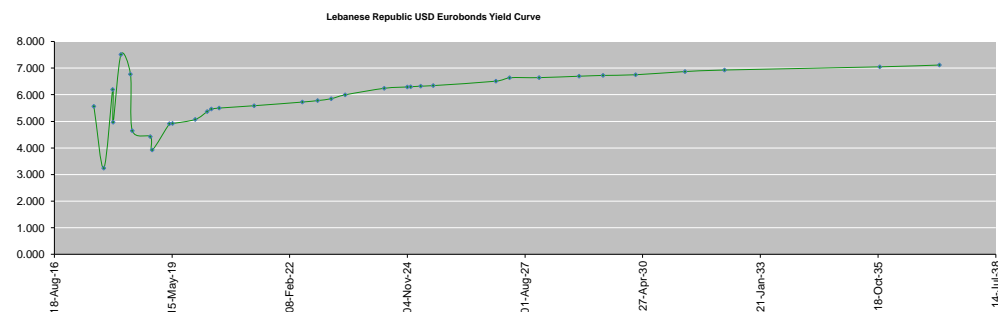
LEBANESE PRIVATE SECTOR EUROBONDS

| MATURITY | SIZE MM | TYPE | COUPON | Issue P. | BID \$ | Ask \$ | MID. P | YIELD | SPREAD | DURATION | CONVEXITY |
|------------------------------|---------|---------|--------|----------|--------|--------|--------|-------|--------|----------|-----------|
| BANK MED S.A.L/14-12-2017 | USD 500 | Euro CD | 5.38 | 99.46 | 102.12 | 102.18 | 102.12 | 1.38 | 0.28 | 0.52 | 0.53 |
| BANK BYBLOS S.A.L/21-06-2021 | USD 300 | Note | 7 | 100 | 102.58 | 102.94 | 102.58 | 6.27 | 4.50 | 3.40 | 14.44 |

| World Yields in Native Terms | O/N | 3 Months | 6 Months | 9 Months | 1 Year | 2 Years | 3 Years | 5 Years | 7 Years | 10 Years | 30 Years |
|------------------------------|-----|----------|----------|----------|--------|---------|---------|---------|---------|----------|----------|
| EUR | - | -0.87 | -0.73 | -0.69 | -0.74 | -0.71 | -0.69 | -0.43 | -0.14 | 0.30 | 1.15 |
| U.S.A | - | 0.98 | 1.08 | -- | 1.16 | 1.29 | 1.45 | 1.77 | 2.04 | 2.23 | 2.89 |
| U.K | - | 0.18 | 0.20 | -- | 0.13 | 0.10 | 0.16 | 0.46 | 0.68 | 1.01 | 1.66 |
| Japan | - | -0.12 | -0.12 | -0.12 | -0.16 | -0.16 | -0.13 | -0.11 | -0.06 | 0.05 | 0.80 |

| Libor | USD | EUR | JPY | GBP |
|----------|------|-------|-------|------|
| 1 Months | 1.05 | -0.40 | -0.03 | 0.25 |
| 2 Months | 1.11 | -0.39 | -0.02 | 0.27 |
| 3 Months | 1.20 | -0.37 | -0.02 | 0.30 |
| 6 Months | 1.41 | -0.29 | 0.02 | 0.44 |
| 1 Year | 1.72 | -0.17 | 0.13 | 0.64 |

| Spot Rates | Bid | Ask |
|------------------------|---------|----------|
| Lebanese Pound | 1505.70 | 1510.70 |
| Euro | 1.12 | 1.1229 |
| British Sterling Pound | 1.28 | 1.2841 |
| Japanese Yen | 110.82 | 110.8300 |
| Gold | 1264.34 | 1264.47 |



Disclaimer: The Capital Markets Authority (CMA) publishes reports for general information purposes only. However, under no circumstances the CMA will accept any responsibility or liability in connection with the use of the information provided in these reports or on this website.

Contact us by email: research@cma.gov.lb