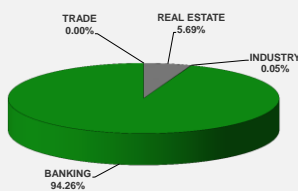


LISTED COMPANIES	LISTED SHARES	MARKET CAP.	TOTAL ORDINARY SHARES	PREFERRED SHARES	PREFERRED SHARES ISSUE PRICE	TOTAL MARKET CAP.	CUR.	TRADED VOLUME	TRADED VALUE	CLOSING PRICE	OPEN PRICE	HIGH PRICE	LOW PRICE	PREVIOUS PRICE
	(MM)	(MM \$)	(MM)	(MM)	USD	(MM \$)								
SOLIDERE A	100.00	894.00	100.00			894.00	USD	21,619	195,329	8.94	9.00	9.10	8.91	9.04
SOLIDERE B	65.00	563.55	65.00			563.55	USD	2,675	23,192	8.67	8.75	8.85	8.60	8.91
BQ.LIB. POUR LE COMMERCE	51.03	50.52	152.70			151.17	USD	-	-	0.99	-	-	-	0.99
BQ.LIB. POUR LE COMMERCE PRAF. "B"	0.55	55.00		0.55		55.00	USD	-	-	100.00	-	-	-	100.00
BQ.LIB. POUR LE COMMERCE PRAF. "C"	0.35	35.00		0.35		35.00	USD	-	-	100.00	-	-	-	100.00
BQ.LIB. POUR LE COMMERCE PRAF. "D"	0.75	75.00		0.75		75.00	USD	-	-	100.00	-	-	-	100.00
BANQUE AUDI	399.75	2398.50	399.75			2398.50	USD	12,750	76,500	6.00	6.00	6.00	6.00	6.21
BANQUE AUDI GDR	116.24	726.49				726.49	USD	609	3,806	6.25	6.25	6.25	6.25	6.20
BANQUE AUDI PREFERRED "F"	1.50	156.00		1.50	100.00	156.00	USD	-	-	104.00	-	-	-	104.00
BANQUE AUDI PREFERRED "G"	1.50	150.75		1.50	100.00	150.75	USD	-	-	100.50	-	-	-	100.50
BANQUE AUDI PREFERRED "H"	0.75	75.38		0.75	100.00	75.38	USD	-	-	100.50	-	-	-	100.50
BANQUE AUDI PREFERRED "I"	2.50	251.75		2.50	100.00	251.75	USD	2,000	201,400	100.70	100.70	100.70	100.70	100.50
BANK OF BEIRUT	16.82	316.26	50.47			948.79	USD	-	-	18.80	-	-	-	18.80
BANK OF BEIRUT PRIORITY	4.76	100.00				100.00	USD	6,944	145,824	21.00	21.00	21.00	21.00	21.00
BANK OF BEIRUT PREFERRED SHARES "H"	5.40	135.81		5.40	25.00	135.81	USD	-	-	25.15	-	-	-	25.15
BANK OF BEIRUT PREFERRED SHARES "I"	5.00	125.75		5.00	25.00	125.75	USD	3,200	80,480	25.15	25.15	25.15	25.15	25.15
BANK OF BEIRUT PREFERRED SHARES "J"	3.00	78.75		3.00	25.00	78.75	USD	-	-	26.25	-	-	-	26.25
BANK OF BEIRUT PREFERRED SHARES "K"	4.00	100.60		4.00	25.00	100.60	USD	-	-	25.15	-	-	-	25.15
BYBLOS BANK	565.52	933.10	565.52			933.10	USD	319,398	526,799	1.65	1.64	1.66	1.64	1.64
BYBLOS BANK GDR	1.31	104.73				104.73	USD	-	-	80.00	-	-	-	80.00
BYBLOS BANK PREFERRED SHARES 2008	2.00	203.00		2.00	100.00	203.00	USD	-	-	101.50	-	-	-	101.50
BYBLOS BANK PREFERRED SHARES 2009	2.00	201.40		2.00	96.00	201.40	USD	-	-	100.70	-	-	-	100.70
BQ.EUROPEENNE PR.M.O	51.40	87.38	62.00			105.40	USD	-	-	1.70	-	-	-	1.70
BQ.EUROPEENNE PR.M.O PREFERRED 20	0.35	35.00		0.35	100.00	35.00	USD	-	-	100.00	-	-	-	100.00
BLOM BANK GDR	73.90	875.67				875.67	USD	15,371	182,073	11.85	11.85	11.85	11.84	11.85
BLOM BANK	215.00	2332.75	215.00			2332.75	USD	42,291	458,930	10.85	10.86	10.86	10.85	10.84
BLOM BANK PREFERRED 2011	20.00	207.00		20.00	10.00	207.00	USD	-	-	10.35	-	-	-	10.35
RASAMNY-YOUNIS MOTORS CO	10.92	35.49	27.30			88.73	USD	-	-	3.25	-	-	-	3.25
HOLCIM Liban	19.52	236.14	19.52			236.14	USD	207	2,505	12.10	12.10	12.10	12.10	12.36
STE DES CIMENTS BLANCS B	6.00	18.84	6.00			18.84	USD	-	-	3.14	-	-	-	3.14
STE DES CIMENTS BLANCS N	3.00	4.71	3.00			4.71	USD	-	-	1.57	-	-	-	1.57
<b>TOTAL EXECUTED</b>	<b>1,749.81</b>	<b>11,564.31</b>	<b>1,666.25</b>			<b>12,368.74</b>		<b>427,064</b>	<b>\$1,896,838</b>					
Official USD Closing		1507.5												

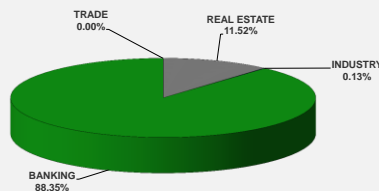
LEBANESE GLOBAL DEPOSITARY RECEIPTS	SHARES MM	BID \$	ASK \$	MID PRICE \$
BLOM BANK	73.90	11.80	11.85	11.83
BYBLOS BANK	1.31	77.00	0.00	77.00
SOLIDERE	9.09	8.55	8.81	8.68
AUDI BANK	116.24	6.12	6.35	6.24

STOCK INDEX	VALUE	PREVIOUS VALUE	% OF CHANGE
MARKET VALUE WEIGHTED INDEX	96.81	98.33	-1.54%
NUMBER OF TRANSACTIONS	44		

BEIRUT STOCK EXCHANGE DAILY TRADING VOLUME



BEIRUT STOCK EXCHANGE DAILY TRADING VALUE \$



Disclaimer: The Capital Markets Authority (CMA) publishes reports for general information purposes only. However, under no circumstances the CMA will accept any responsibility or liability in connection with the use of the information provided in these reports or on this website.

MATURITY	CURRENCY	ISSUED AMOUNT (MM)	OUTSTANDING AMOUNT (MM)	COUPON	ISSUE P.	BID\$	ASK\$	MID. P	YIELD	SPREAD	DURATION	CONVEXITY
Lebanon / 20-07-2017	USD	300.00	75.00	3.750	100.000	99.750	99.875	99.750	5.684	4.869	0.124	0.031
Lebanon / 12-10-2017	USD	775.00	775.00	5.000	100.000	100.621	100.878	100.621	3.196	2.223	0.349	0.244
Lebanon / 27-12-2017	USD	950.00	65.00	5.000	100.000	99.625	99.875	99.625	6.230	4.600	0.296	0.290
Lebanon / 31-12-2017	USD	2,007.51	200.75	4.000	100.000	99.688	100.438	99.688	4.992	3.481	0.309	0.307
Lebanon / 07-03-2018	USD	700.00	70.00	5.000	100.000	98.750	100.750	98.750	7.554	5.537	0.486	0.532
Lebanon / 27-05-2018	USD	200.00	20.00	5.000	100.000	98.750	100.750	98.750	6.792	5.194	0.703	0.895
Lebanon / 12-06-2018	USD	700.00	700.00	5.150	100.000	100.625	102.625	100.625	4.515	3.359	0.966	1.440
Lebanon / 12-11-2018	USD	1,025.00	1,025.00	5.150	100.000	100.772	101.463	100.772	4.586	3.428	1.369	2.574
Lebanon / 28-11-2018	EUR	445.00	445.00	5.350	100.000	102.000	103.000	102.000	3.917	4.679	1.383	3.292
Lebanon / 23-04-2019	USD	500.00	500.00	6.750	100.000	101.250	103.250	101.250	4.795	3.507	1.768	4.070
Lebanon / 20-05-2019	USD	650.00	650.00	6.000	100.000	102.000	104.000	102.000	4.915	3.630	1.834	4.350
Lebanon / 28-11-2019	USD	1,500.00	1,500.00	5.450	100.000	100.875	101.875	100.875	5.070	3.634	2.297	6.565
Lebanon / 09-03-2020	USD	1,200.00	1,200.00	6.375	100.000	102.375	103.250	102.375	5.433	3.993	2.477	7.684
Lebanon / 14-04-2020	USD	700.00	700.00	5.800	100.000	101.000	101.250	101.000	5.415	3.975	2.587	8.267
Lebanon / 19-06-2020	USD	600.00	600.00	6.150	100.000	101.250	102.250	101.250	5.695	4.256	2.671	8.960
Lebanon / 12-04-2021	USD	2,092.47	2,092.47	8.250	100.000	109.150	109.940	109.150	5.575	4.132	3.278	13.290
Lebanon / 27-05-2022	USD	500.00	500.00	6.250	100.000	102.250	103.250	102.250	5.724	3.967	4.240	21.570
Lebanon / 04-10-2022	USD	1,540.00	1,540.00	6.100	100.000	101.625	103.625	101.625	5.742	3.983	4.499	24.302
Lebanon / 27-01-2023	USD	1,100.00	1,100.00	6.000	100.000	100.750	101.000	100.750	5.840	4.080	4.641	26.310
Lebanon / 26-05-2023	USD	500.00	500.00	6.400	100.000	102.250	103.250	102.250	5.947	4.190	4.922	29.210
Lebanon / 22-04-2024	USD	700.00	700.00	6.650	100.000	102.500	102.875	102.500	6.196	4.169	5.442	36.290
Lebanon / 04-11-2024	USD	500.00	538.47	6.250	100.000	99.750	99.850	99.750	6.292	4.264	5.829	41.556
Lebanon / 03-12-2024	USD	250.00	250.00	7.000	100.000	104.630	104.870	104.630	6.218	4.189	5.816	41.585
Lebanon / 26-02-2025	USD	800.00	800.00	6.200	100.000	100.200	100.400	100.200	6.165	4.137	5.970	44.146
Lebanon / 12-06-2025	USD	800.00	800.00	6.250	100.000	99.646	99.646	99.646	6.307	4.280	6.054	46.170
Lebanon / 27-11-2026	USD	1,600.00	1,600.00	6.600	100.000	100.950	101.600	100.950	6.464	4.249	6.977	60.986
Lebanon / 23-03-2027	USD	1,250.00	1,250.00	6.850	100.000	102.010	102.120	102.010	6.567	4.351	7.001	62.652
Lebanon / 29-11-2027	USD	1,000.00	1,000.00	6.750	100.000	101.260	101.500	101.260	6.582	4.367	7.448	70.590
Lebanon / 03-11-2028	USD	500.00	893.20	6.650	100.000	100.050	100.850	100.050	6.643	4.425	7.877	80.136
Lebanon / 25-05-2029	USD	1,000.00	1,000.00	6.850	100.000	100.750	101.750	100.750	6.757	4.546	8.099	85.380
Lebanon / 26-02-2030	USD	1,400.00	1,400.00	6.650	100.000	99.100	99.950	99.100	6.755	4.537	8.334	92.535
Lebanon / 22-04-2031	USD	300.00	300.00	7.000	100.000	101.000	102.000	101.000	6.886	4.673	8.764	103.590
Lebanon / 23-03-2032	USD	1,000.00	1,000.00	7.000	100.000	101.710	101.990	101.710	6.813	4.597	9.064	112.719
Lebanon / 02-11-2035	USD	600.00	600.00	7.050	100.000	100.320	101.750	100.320	7.018	4.802	10.208	149.198
Lebanon / 23-03-2037	USD	750.00	750.00	7.250	100.000	101.760	102.370	101.760	7.082	4.866	10.381	158.948
<b>TOTAL PUBLIC SECTOR EUROBONDS</b>		<b>30,489.181</b>	<b>27,194.09</b>									

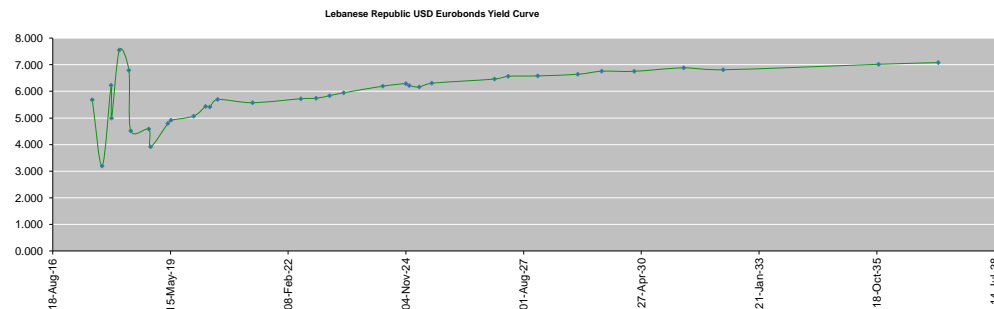
EURO CDS
Not Available

MATURITY	SIZE MM	TYPE	COUPON	Issue P.	BID \$	Ask \$	MID. P	YIELD	SPREAD	DURATION	CONVEXITY
BANK MED S.A.L/14-12-2017	USD 500	Euro CD	5.38	99.46	102.09	102.14	102.09	1.38	0.30	0.51	0.52
BANK BYBLOS S.A.L/21-06-2021	USD 300	Note	7	100	102.60	102.96	102.60	6.26	4.50	3.39	14.38

World Yields in Native Terms	O/N	3 Months	6 Months	9 Months	1 Year	2 Years	3 Years	5 Years	7 Years	10 Years	30 Years
EUR	-	-0.90	-0.72	-0.72	-0.76	-0.71	-0.67	-0.43	-0.13	0.31	1.16
U.S.A	-	0.98	1.08	--	1.16	1.29	1.44	1.76	2.03	2.22	2.87
U.K	-	0.18	0.20	--	0.16	0.13	0.20	0.50	0.74	1.06	1.70
Japan	-	-0.12	-0.12	-0.12	-0.16	-0.16	-0.13	-0.11	-0.07	0.05	0.82

Libor	USD	EUR	JPY	GBP
1 Months	1.06	-0.40	-0.03	0.25
2 Months	1.13	-0.39	-0.02	0.27
3 Months	1.21	-0.37	-0.02	0.29
6 Months	1.42	-0.29	0.02	0.44
1 Year	1.72	-0.17	0.13	0.63

Spot Rates	Bid	Ask
Lebanese Pound	1505.70	1510.70
Euro	1.12	1.1220
British Sterling Pound	1.29	1.2859
Japanese Yen	111.11	111.1300
Gold	1265.75	1267.25



**Disclaimer:** The Capital Markets Authority (CMA) publishes reports for general information purposes only. However, under no circumstances the CMA will accept any responsibility or liability in connection with the use of the information provided in these reports or on this website.

Contact us by email: [research@cma.gov.lb](mailto:research@cma.gov.lb)