

LISTED COMPANIES	LISTED SHARES	MARKET CAP.	TOTAL ORDINARY SHARES	PREFERRED SHARES	PREFERRED SHARES ISSUE PRICE	TOTAL MARKET CAP.	CUR.	TRADED VOLUME	TRADED VALUE	CLOSING PRICE	OPEN PRICE	HIGH PRICE	LOW PRICE	PREVIOUS PRICE
	(MM)	(MM \$)	(MM)	(MM)	USD	(MM \$)								
SOLIDERE A	100.00	902.00	100.00			902.00	USD	49,037	439,521	9.02	9.00	9.20	8.95	9.01
SOLIDERE B	65.00	586.30	65.00			586.30	USD	4,161	37,044	9.02	8.65	9.28	8.57	8.81
BQ.LIB. POUR LE COMMERCE	51.03	50.52	152.70			151.17	USD	-	-	0.99	-	-	-	0.99
BQ.LIB. POUR LE COMMERCE PEF. "B"	0.55	55.00		0.55		55.00	USD	-	-	100.00	-	-	-	100.00
BQ.LIB. POUR LE COMMERCE PEF. "C"	0.35	35.00		0.35		35.00	USD	-	-	100.00	-	-	-	100.00
BQ.LIB. POUR LE COMMERCE PEF. "D"	0.75	75.00		0.75		75.00	USD	-	-	100.00	-	-	-	100.00
BANQUE AUDI	399.75	2478.45	399.75			2478.45	USD	-	-	6.20	-	-	-	6.20
BANQUE AUDI GDR	116.24	726.49				726.49	USD	-	-	6.25	-	-	-	6.25
BANQUE AUDI PREFERRED "F"	1.50	156.00		1.50	100.00	156.00	USD	-	-	104.00	-	-	-	104.00
BANQUE AUDI PREFERRED "G"	1.50	150.75		1.50	100.00	150.75	USD	331	33,266	100.50	100.50	100.50	100.50	100.50
BANQUE AUDI PREFERRED "H"	0.75	75.38		0.75	100.00	75.38	USD	-	-	100.50	-	-	-	100.50
BANQUE AUDI PREFERRED "I"	2.50	252.50		2.50	100.00	252.50	USD	-	-	101.00	-	-	-	101.00
BANK OF BEIRUT	16.82	316.26	50.47			948.79	USD	8,120	152,656	18.80	18.80	18.80	18.80	18.80
BANK OF BEIRUT PRIORITY	4.76	100.00				100.00	USD	-	-	21.00	-	-	-	21.00
BANK OF BEIRUT PREFERRED SHARES "H"	5.40	135.59		5.40	25.00	135.59	USD	-	-	25.11	-	-	-	25.11
BANK OF BEIRUT PREFERRED SHARES "I"	5.00	125.75		5.00	25.00	125.75	USD	14,000	352,100	25.15	25.15	25.15	25.15	25.15
BANK OF BEIRUT PREFERRED SHARES "J"	3.00	75.45		3.00	25.00	75.45	USD	10,600	266,590	25.15	25.15	25.15	25.15	26.25
BANK OF BEIRUT PREFERRED SHARES "K"	4.00	100.60		4.00	25.00	100.60	USD	3,160	79,474	25.15	25.15	25.15	25.15	25.15
BYBLOS BANK	565.52	910.48	565.52			910.48	USD	2,810	4,524	1.61	1.61	1.61	1.61	1.64
BYBLOS BANK GDR	1.31	104.73				104.73	USD	-	-	80.00	-	-	-	80.00
BYBLOS BANK PREFERRED SHARES 2008	2.00	203.00		2.00	100.00	203.00	USD	-	-	101.50	-	-	-	101.50
BYBLOS BANK PREFERRED SHARES 2009	2.00	201.60		2.00	96.00	201.60	USD	2,207	222,491	100.80	101.00	101.00	100.80	101.10
BQ.EUROPEENNE PR.M.O	51.40	87.38	62.00			105.40	USD	-	-	1.70	-	-	-	1.70
BQ.EUROPEENNE PR.M.O PREFERRED 20	0.35	35.00		0.35	100.00	35.00	USD	-	-	100.00	-	-	-	100.00
BLOM BANK GDR	73.90	883.06				883.06	USD	107,200	1,278,675	11.95	11.91	11.95	11.91	11.91
BLOM BANK	215.00	2365.00	215.00			2365.00	USD	33,850	372,350	11.00	11.00	11.00	11.00	11.00
BLOM BANK PREFERRED 2011	20.00	207.00		20.00	10.00	207.00	USD	-	-	10.35	-	-	-	10.35
RASAMNY-YOUNIS MOTORS CO	10.92	35.49	27.30			88.73	USD	-	-	3.25	-	-	-	3.25
HOLCIM Liban	19.52	227.36	19.52			227.36	USD	-	-	11.65	-	-	-	11.65
STE DES CIMENTS BLANCS B	6.00	16.80	6.00			16.80	USD	-	-	2.80	-	-	-	2.80
STE DES CIMENTS BLANCS N	3.00	4.71	3.00			4.71	USD	-	-	1.57	-	-	-	1.57

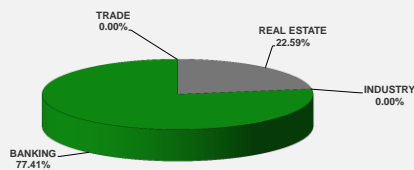
TOTAL EXECUTED	1,749.81	11,678.64	1,666.25			12,483.07		235,476	\$3,238,691					
-----------------------	-----------------	------------------	-----------------	--	--	------------------	--	----------------	--------------------	--	--	--	--	--

Official USD Closing 1507.5

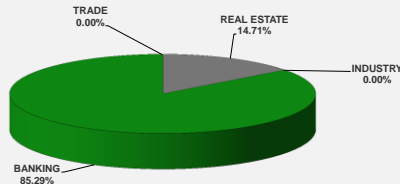
LEBANESE GLOBAL DEPOSITARY RECEIPTS	SHARES MM	BID \$	ASK \$	MID PRICE \$
BLOM BANK	73.90	11.90	12.00	11.95
BYBLOS BANK	1.31	77.00	0.00	77.00
SOLIDERE	9.09	8.65	9.05	8.85
AUDI BANK	116.24	6.13	6.20	6.17

STOCK INDEX	VALUE	PREVIOUS VALUE	% OF CHANGE
MARKET VALUE WEIGHTED INDEX	98.87	98.20	0.68%
NUMBER OF TRANSACTIONS	52		

BEIRUT STOCK EXCHANGE DAILY TRADING VOLUME



BEIRUT STOCK EXCHANGE DAILY TRADING VALUE \$



Disclaimer: The Capital Markets Authority (CMA) publishes reports for general information purposes only. However, under no circumstances the CMA will accept any responsibility or liability in connection with the use of the information provided in these reports or on this website.

MATURITY	CURRENCY	ISSUED AMOUNT (MM)	OUTSTANDING AMOUNT (MM)	COUPON	ISSUE P.	BID\$	ASK\$	MID. P	YIELD	SPREAD	DURATION	CONVEXITY
Lebanon / 20-07-2017	USD	300.00	75.00	3.750	100.000	99.750	99.875	99.750	6.243	5.456	0.097	0.019
Lebanon / 12-10-2017	USD	775.00	775.00	5.000	100.000	100.600	100.800	100.600	3.108	2.098	0.322	0.208
Lebanon / 27-12-2017	USD	950.00	65.00	5.000	100.000	99.625	99.875	99.625	6.357	4.602	0.269	0.262
Lebanon / 31-12-2017	USD	2,007.51	200.75	4.000	100.000	99.750	100.250	99.750	4.872	3.338	0.281	0.277
Lebanon / 07-03-2018	USD	700.00	70.00	5.000	100.000	98.750	100.750	98.750	7.702	5.543	0.459	0.493
Lebanon / 27-05-2018	USD	200.00	20.00	5.000	100.000	98.750	100.750	98.750	6.859	5.173	0.676	0.845
Lebanon / 12-06-2018	USD	700.00	700.00	5.150	100.000	100.625	102.625	100.625	4.498	3.290	0.962	1.410
Lebanon / 12-11-2018	USD	1,025.00	1,025.00	5.150	100.000	101.000	101.370	101.000	4.407	3.200	1.343	2.488
Lebanon / 28-11-2018	EUR	445.00	445.00	5.350	100.000	102.125	103.125	102.125	3.803	4.526	1.358	3.201
Lebanon / 23-04-2019	USD	500.00	500.00	6.750	100.000	100.850	101.475	100.850	5.011	3.652	1.735	3.940
Lebanon / 20-05-2019	USD	650.00	650.00	6.000	100.000	101.750	102.375	101.750	5.035	3.679	1.802	4.210
Lebanon / 28-11-2019	USD	1,500.00	1,500.00	5.450	100.000	100.750	101.375	100.750	5.119	3.764	2.268	6.419
Lebanon / 09-03-2020	USD	1,200.00	1,200.00	6.375	100.000	102.450	103.150	102.450	5.395	3.891	2.451	7.538
Lebanon / 14-04-2020	USD	700.00	700.00	5.800	100.000	100.875	101.500	100.875	5.459	3.956	2.560	8.118
Lebanon / 19-06-2020	USD	600.00	600.00	6.150	100.000	101.750	102.375	101.750	5.511	4.009	2.646	8.820
Lebanon / 12-04-2021	USD	2,092.47	2,092.47	8.250	100.000	109.050	109.800	109.050	5.586	4.083	3.250	13.090
Lebanon / 27-05-2022	USD	500.00	500.00	6.250	100.000	102.000	103.000	102.000	5.779	3.996	4.210	21.310
Lebanon / 04-10-2022	USD	1,540.00	1,540.00	6.100	100.000	101.300	102.950	101.300	5.811	4.027	4.468	24.008
Lebanon / 27-01-2023	USD	1,100.00	1,100.00	6.000	100.000	100.350	100.800	100.350	5.924	4.139	4.611	26.020
Lebanon / 26-05-2023	USD	500.00	500.00	6.400	100.000	102.125	103.125	102.125	5.970	4.187	4.894	28.930
Lebanon / 22-04-2024	USD	700.00	700.00	6.850	100.000	102.000	103.000	102.000	6.284	4.258	5.413	35.960
Lebanon / 04-11-2024	USD	500.00	538.47	6.250	100.000	99.750	100.750	99.750	6.291	4.265	5.808	41.295
Lebanon / 03-12-2024	USD	250.00	250.00	7.000	100.000	104.000	105.000	104.000	6.319	4.292	5.786	41.226
Lebanon / 26-02-2025	USD	800.00	800.00	6.200	100.000	99.500	100.500	99.500	6.281	4.252	5.939	43.764
Lebanon / 12-06-2025	USD	800.00	800.00	6.250	100.000	99.375	101.375	99.375	6.351	4.322	6.218	47.300
Lebanon / 27-11-2026	USD	1,600.00	1,600.00	6.800	100.000	101.150	101.950	101.150	6.435	4.219	6.955	60.662
Lebanon / 23-03-2027	USD	1,250.00	1,250.00	6.850	100.000	101.500	102.500	101.500	6.637	4.420	6.973	62.248
Lebanon / 29-11-2027	USD	1,000.00	1,000.00	6.750	100.000	101.050	101.250	101.050	6.609	4.392	7.417	70.110
Lebanon / 03-11-2028	USD	500.00	893.20	6.850	100.000	99.625	100.625	99.625	6.696	4.479	7.842	79.590
Lebanon / 25-05-2029	USD	1,000.00	1,000.00	6.850	100.000	101.000	102.000	101.000	6.726	4.510	8.078	85.020
Lebanon / 26-02-2030	USD	1,400.00	1,400.00	6.850	100.000	99.125	100.125	99.125	6.752	4.533	8.310	92.118
Lebanon / 22-04-2031	USD	300.00	300.00	7.000	100.000	101.125	102.125	101.125	6.871	4.654	8.741	103.180
Lebanon / 23-03-2032	USD	1,000.00	1,000.00	7.000	100.000	101.125	102.125	101.125	6.876	4.658	9.030	112.088
Lebanon / 02-11-2035	USD	600.00	600.00	7.050	100.000	100.375	101.375	100.375	7.012	4.795	10.175	148.492
Lebanon / 23-03-2037	USD	750.00	750.00	7.250	100.000	101.250	102.250	101.250	7.130	4.912	10.339	158.043
TOTAL PUBLIC SECTOR EUROBONDS		30,488.959	27,193.86									

EURO CDS

Not Available

LEBANESE PRIVATE SECTOR EUROBONDS

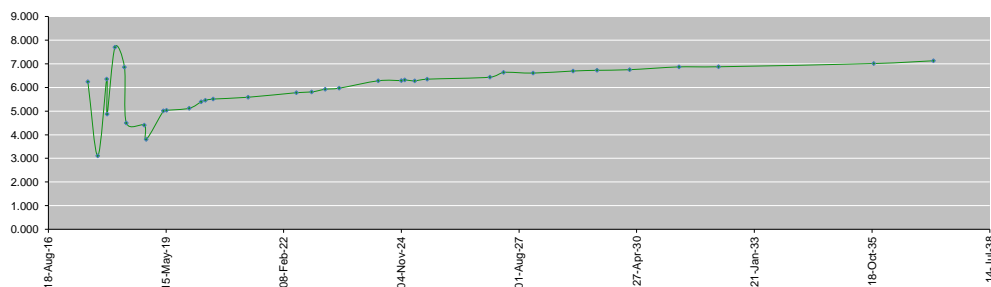
MATURITY	SIZE MM	TYPE	COUPON	Issue P.	BID \$	Ask \$	MID. P	YIELD	SPREAD	DURATION	CONVEXITY
BANK MED S.A.L/14-12-2017	USD 500	Euro CD	5.38	99.46	101.98	102.03	101.98	1.36	0.25	0.50	0.49
BANK BYBLOS S.A.L/21-06-2021	USD 300	Note	7	100	102.51	102.86	102.51	6.29	4.50	3.37	14.18

World Yields in Native Terms	O/N	3 Months	6 Months	9 Months	1 Year	2 Years	3 Years	5 Years	7 Years	10 Years	30 Years
EUR	-	-0.90	-0.72	-0.72	-0.72	-0.71	-0.66	-0.44	-0.14	0.27	1.12
U.S.A	-	1.01	1.13	--	1.21	1.36	1.50	1.79	2.03	2.22	2.88
U.K	-	0.17	0.20	--	0.15	0.14	0.18	0.44	0.68	1.03	1.74
Japan	-	-0.11	-0.11	-0.11	-0.13	-0.11	-0.09	-0.07	-0.04	0.06	0.82

Libor	USD	EUR	JPY	GBP
1 Months	1.14	-0.40	-0.04	0.25
2 Months	1.18	-0.39	-0.02	0.27
3 Months	1.24	-0.37	-0.01	0.29
6 Months	1.42	-0.30	0.02	0.42
1 Year	1.74	-0.18	0.13	0.61

Spot Rates	Bid	Ask
Lebanese Pound	1504.00	1509.00
Euro	1.12	1.1216
British Sterling Pound	1.27	1.2735
Japanese Yen	110.06	110.1000
Gold	1262.90	1263.65

Lebanese Republic USD Eurobonds Yield Curve



Disclaimer: The Capital Markets Authority (CMA) publishes reports for general information purposes only. However, under no circumstances the CMA will accept any responsibility or liability in connection with the use of the information provided in these reports or on this website.

Contact us by email: research@cma.gov.lb