

LISTED COMPANIES	LISTED SHARES	MARKET CAP.	TOTAL ORDINARY SHARES	PREFERRED SHARES	PREFERRED SHARES ISSUE PRICE	TOTAL MARKET CAP.	CUR.	TRADED VOLUME	TRADED VALUE	CLOSING PRICE	OPEN PRICE	HIGH PRICE	LOW PRICE	PREVIOUS PRICE
	(MM)	(MM \$)	(MM)	(MM)	USD	(MM \$)								
SOLIDERE A	100.00	905.00	100.00			905.00	USD	7,945	71,927	9.05	9.06	9.06	9.05	9.06
SOLIDERE B	65.00	587.60	65.00			587.60	USD	2,263	20,465	9.04	9.09	9.10	9.00	9.05
BQ.LIB. POUR LE COMMERCE	51.03	50.52	152.70			151.17	USD	-	-	0.99	-	-	-	0.99
BQ.LIB. POUR LE COMMERCE PEF. "B"	0.55	55.00		0.55		55.00	USD	-	-	100.00	-	-	-	100.00
BQ.LIB. POUR LE COMMERCE PEF. "C"	0.35	35.00		0.35		35.00	USD	-	-	100.00	-	-	-	100.00
BQ.LIB. POUR LE COMMERCE PEF. "D"	0.75	75.00		0.75		75.00	USD	-	-	100.00	-	-	-	100.00
BANQUE AUDI	399.75	2478.45	399.75			2478.45	USD	-	-	6.20	-	-	-	6.20
BANQUE AUDI GDR	116.24	726.49				726.49	USD	3,200	20,000	6.25	6.25	6.25	6.25	6.25
BANQUE AUDI PREFERRED "F"	1.50	156.00		1.50	100.00	156.00	USD	-	-	104.00	-	-	-	104.00
BANQUE AUDI PREFERRED "G"	1.50	150.75		1.50	100.00	150.75	USD	-	-	100.50	-	-	-	100.50
BANQUE AUDI PREFERRED "H"	0.75	75.38		0.75	100.00	75.38	USD	2,000	201,000	100.50	100.50	100.50	100.50	100.50
BANQUE AUDI PREFERRED "I"	2.50	253.25		2.50	100.00	253.25	USD	15,000	1,520,000	101.30	101.50	101.50	101.20	101.00
BANK OF BEIRUT	16.82	316.26	50.47			948.79	USD	-	-	18.80	-	-	-	18.80
BANK OF BEIRUT PRIORITY	4.76	100.00				100.00	USD	-	-	21.00	-	-	-	21.00
BANK OF BEIRUT PREFERRED SHARES "H"	5.40	135.59		5.40	25.00	135.59	USD	-	-	25.11	-	-	-	25.11
BANK OF BEIRUT PREFERRED SHARES "I"	5.00	125.75		5.00	25.00	125.75	USD	-	-	25.15	-	-	-	25.15
BANK OF BEIRUT PREFERRED SHARES "J"	3.00	75.45		3.00	25.00	75.45	USD	-	-	25.15	-	-	-	25.15
BANK OF BEIRUT PREFERRED SHARES "K"	4.00	100.60		4.00	25.00	100.60	USD	-	-	25.15	-	-	-	25.15
BYBLOS BANK	565.52	910.48	565.52			910.48	USD	-	-	1.61	-	-	-	1.61
BYBLOS BANK GDR	1.31	104.73				104.73	USD	430	34,400	80.00	80.00	80.00	80.00	80.00
BYBLOS BANK PREFERRED SHARES 2008	2.00	203.00		2.00	100.00	203.00	USD	-	-	101.50	-	-	-	101.50
BYBLOS BANK PREFERRED SHARES 2009	2.00	202.00		2.00	96.00	202.00	USD	4,121	416,299	101.00	101.30	101.30	100.70	100.60
BQ.EUROPEENNE PR.M.O	51.40	87.38	62.00			105.40	USD	-	-	1.70	-	-	-	1.70
BQ.EUROPEENNE PR.M.O PREFERRED 20	0.35	35.00		0.35	100.00	35.00	USD	-	-	100.00	-	-	-	100.00
BLOM BANK GDR	73.90	886.75				886.75	USD	33,580	402,960	12.00	12.00	12.00	12.00	11.97
BLOM BANK	215.00	2371.45	215.00			2371.45	USD	90,000	992,000	11.03	11.00	11.05	11.00	11.00
BLOM BANK PREFERRED 2011	20.00	207.00		20.00	10.00	207.00	USD	-	-	10.35	-	-	-	10.35
RASAMNY-YOUNIS MOTORS CO	10.92	35.49	27.30			88.73	USD	-	-	3.25	-	-	-	3.25
HOLCIM Liban	19.52	244.73	19.52			244.73	USD	-	-	12.54	-	-	-	12.54
STE DES CIMENTS BLANCS B	6.00	16.80	6.00			16.80	USD	-	-	2.80	-	-	-	2.80
STE DES CIMENTS BLANCS N	3.00	4.71	3.00			4.71	USD	-	-	1.57	-	-	-	1.57

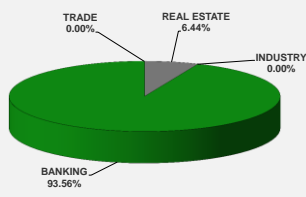
TOTAL EXECUTED 1,749.81 11,711.61 1,666.25 12,516.04 158,539 \$3,679,051

Official USD Closing 1507.5

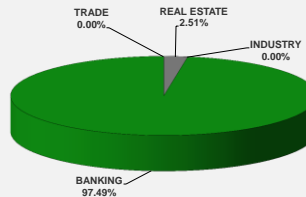
LEBANESE GLOBAL DEPOSITARY RECEIPTS	SHARES MM	BID \$	ASK \$	MID PRICE \$
BLOM BANK	73.90	11.95	12.00	11.98
BYBLOS BANK	1.31	77.00	0.00	77.00
SOLIDERE	9.09	8.90	9.19	9.05
AUDI BANK	116.24	6.13	6.28	6.21

STOCK INDEX	VALUE	PREVIOUS VALUE	% OF CHANGE
MARKET VALUE WEIGHTED INDEX	99.23	99.17	0.06%
NUMBER OF TRANSACTIONS	40		

BEIRUT STOCK EXCHANGE DAILY TRADING VOLUME



BEIRUT STOCK EXCHANGE DAILY TRADING VALUE \$



Disclaimer: The Capital Markets Authority (CMA) publishes reports for general information purposes only. However, under no circumstances the CMA will accept any responsibility or liability in connection with the use of the information provided in these reports or on this website.

MATURITY	CURRENCY	ISSUED AMOUNT (MM)	OUTSTANDING AMOUNT (MM)	COUPON	ISSUE P.	BID\$	ASK\$	MID. P	YIELD	SPREAD	DURATION	CONVEXITY
Lebanon / 20-07-2017	USD	300.00	75.00	3.750	100.000	99.750	99.875	99.750	6.588	5.701	0.086	0.015
Lebanon / 12-10-2017	USD	775.00	775.00	5.000	100.000	100.621	101.883	100.621	2.975	1.966	0.313	0.196
Lebanon / 27-12-2017	USD	950.00	65.00	5.000	100.000	99.625	99.875	99.625	6.415	4.629	0.258	0.251
Lebanon / 31-12-2017	USD	2,007.51	200.75	4.000	100.000	99.688	100.438	99.688	5.135	3.479	0.271	0.266
Lebanon / 07-03-2018	USD	700.00	70.00	5.000	100.000	98.750	100.750	98.750	7.767	5.583	0.448	0.478
Lebanon / 27-05-2018	USD	200.00	20.00	5.000	100.000	98.750	100.750	98.750	6.888	5.201	0.665	0.825
Lebanon / 12-06-2018	USD	700.00	700.00	5.150	100.000	100.750	102.750	100.750	4.359	3.166	0.952	1.380
Lebanon / 12-11-2018	USD	1,025.00	1,025.00	5.150	100.000	101.100	101.300	101.100	4.327	3.135	1.332	2.454
Lebanon / 28-11-2018	EUR	445.00	445.00	5.350	100.000	102.500	103.500	102.500	3.527	4.205	1.351	3.180
Lebanon / 23-04-2019	USD	500.00	500.00	6.750	100.000	101.250	103.250	101.250	4.780	3.429	1.730	3.920
Lebanon / 20-05-2019	USD	650.00	650.00	6.000	100.000	101.875	103.875	101.875	4.961	3.612	1.796	4.190
Lebanon / 28-11-2019	USD	1,500.00	1,500.00	5.450	100.000	100.750	101.550	100.750	5.118	3.770	2.258	6.367
Lebanon / 09-03-2020	USD	1,200.00	1,200.00	6.375	100.000	102.550	103.350	102.550	5.352	3.869	2.441	7.485
Lebanon / 14-04-2020	USD	700.00	700.00	5.800	100.000	100.950	101.750	100.950	5.429	3.947	2.550	8.063
Lebanon / 19-06-2020	USD	600.00	600.00	6.150	100.000	101.750	102.750	101.750	5.509	4.028	2.637	8.760
Lebanon / 12-04-2021	USD	2,092.47	2,092.47	8.250	100.000	109.026	109.800	109.026	5.586	4.101	3.240	13.020
Lebanon / 27-05-2022	USD	500.00	500.00	6.250	100.000	102.125	103.125	102.125	5.748	4.017	4.201	21.220
Lebanon / 04-10-2022	USD	1,540.00	1,540.00	6.100	100.000	101.375	103.375	101.375	5.794	4.060	4.459	23.927
Lebanon / 27-01-2023	USD	1,100.00	1,100.00	6.000	100.000	100.375	100.625	100.375	5.919	4.188	4.599	25.900
Lebanon / 26-05-2023	USD	500.00	500.00	6.400	100.000	102.875	103.875	102.875	5.819	4.088	4.891	28.890
Lebanon / 22-04-2024	USD	700.00	700.00	6.850	100.000	102.500	103.000	102.500	6.194	4.235	5.405	35.870
Lebanon / 04-11-2024	USD	500.00	538.47	6.250	100.000	100.125	101.125	100.125	6.227	4.268	5.802	41.218
Lebanon / 03-12-2024	USD	250.00	250.00	7.000	100.000	104.890	105.100	104.890	6.171	4.211	5.781	41.168
Lebanon / 26-02-2025	USD	800.00	800.00	6.200	100.000	99.625	100.625	99.625	6.260	4.300	5.930	43.651
Lebanon / 12-06-2025	USD	800.00	800.00	6.250	100.000	99.625	101.625	99.625	6.310	4.351	6.211	47.210
Lebanon / 27-11-2026	USD	1,600.00	1,600.00	6.800	100.000	101.500	102.500	101.500	6.385	4.245	6.952	60.610
Lebanon / 23-03-2027	USD	1,250.00	1,250.00	6.850	100.000	102.375	103.375	102.375	6.515	4.375	6.979	62.310
Lebanon / 29-11-2027	USD	1,000.00	1,000.00	6.750	100.000	101.500	103.500	101.500	6.549	4.409	7.433	70.330
Lebanon / 03-11-2028	USD	500.00	893.20	6.850	100.000	100.000	101.000	100.000	6.649	4.508	7.840	79.544
Lebanon / 25-05-2029	USD	1,000.00	1,000.00	6.850	100.000	101.375	102.375	101.375	6.680	4.540	8.077	84.990
Lebanon / 26-02-2030	USD	1,400.00	1,400.00	6.850	100.000	99.750	100.750	99.750	6.678	4.536	8.316	92.207
Lebanon / 22-04-2031	USD	300.00	300.00	7.000	100.000	100.875	101.875	100.875	6.899	4.758	8.722	102.850
Lebanon / 23-03-2032	USD	1,000.00	1,000.00	7.000	100.000	101.625	102.625	101.625	6.822	4.681	9.036	112.184
Lebanon / 02-11-2035	USD	600.00	600.00	7.050	100.000	100.625	101.625	100.625	6.988	4.847	10.175	148.501
Lebanon / 23-03-2037	USD	750.00	750.00	7.250	100.000	101.875	102.875	101.875	7.071	4.930	10.358	158.485
TOTAL PUBLIC SECTOR EUROBONDS		30,486.645	27,191.55									

EURO CDS

Not Available

LEBANESE PRIVATE SECTOR EUROBONDS

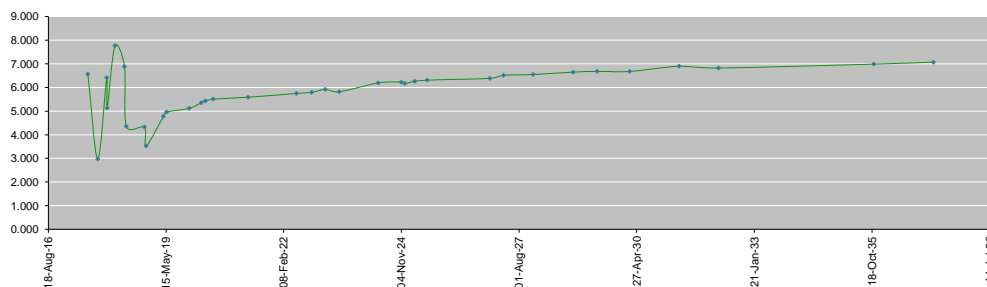
MATURITY	SIZE MM	TYPE	COUPON	Issue P.	BID \$	Ask \$	MID. P	YIELD	SPREAD	DURATION	CONVEXITY
BANK MED S.A.L/14-12-2017	USD 500	Euro CD	5.38	99.46	101.93	101.98	101.93	1.37	0.26	0.49	0.47
BANK BYBLOS S.A.L/21-06-2021	USD 300	Note	7	100	102.67	103.02	102.67	6.24	4.50	3.36	14.12

World Yields in Native Terms	O/N	3 Months	6 Months	9 Months	1 Year	2 Years	3 Years	5 Years	7 Years	10 Years	30 Years
EUR	-	-0.90	-0.73	-0.69	-0.69	-0.66	-0.62	-0.40	-0.19	0.26	1.07
U.S.A	-	1.01	1.12	--	1.19	1.35	1.48	1.74	1.97	2.15	2.79
U.K	-	0.17	0.20	--	0.20	0.17	0.22	0.44	0.66	1.01	1.73
Japan	-	-0.10	-0.10	-0.10	-0.13	-0.11	-0.10	-0.07	-0.04	0.05	0.80

Libor	USD	EUR	JPY	GBP
1 Months	1.17	-0.40	-0.04	0.25
2 Months	1.20	-0.39	-0.01	0.27
3 Months	1.25	-0.37	-0.01	0.29
6 Months	1.43	-0.30	0.02	0.42
1 Year	1.74	-0.18	0.13	0.61

Spot Rates	Bid	Ask
Lebanese Pound	1504.00	1509.00
Euro	1.12	1.1164
British Sterling Pound	1.28	1.2795
Japanese Yen	109.75	109.7700
Gold	1256.61	1257.38

Lebanese Republic USD Eurobonds Yield Curve



Disclaimer: The Capital Markets Authority (CMA) publishes reports for general information purposes only. However, under no circumstances the CMA will accept any responsibility or liability in connection with the use of the information provided in these reports or on this website.

Contact us by email: research@cma.gov.lb