

LISTED COMPANIES	LISTED SHARES	MARKET CAP.	TOTAL ORDINARY SHARES	PREFERRED SHARES	PREFERRED SHARES ISSUE PRICE	TOTAL MARKET CAP.	CUR.	TRADED VOLUME	TRADED VALUE	CLOSING PRICE	OPEN PRICE	HIGH PRICE	LOW PRICE	PREVIOUS PRICE
	(MM)	(MM \$)	(MM)	(MM)	USD	(MM \$)								
SOLIDERE A	100.00	884.00	100.00			884.00	USD	6,740	59,911	8.84	9.05	9.24	8.80	8.96
SOLIDERE B	65.00	566.80	65.00			566.80	USD	-	-	8.72	-	-	-	8.72
BQ.LIB. POUR LE COMMERCE	51.03	50.52	152.70			151.17	USD	-	-	0.99	-	-	-	0.99
BQ.LIB. POUR LE COMMERCE PEF. "B"	0.55	55.00		0.55		55.00	USD	-	-	100.00	-	-	-	100.00
BQ.LIB. POUR LE COMMERCE PEF. "C"	0.35	35.00		0.35		35.00	USD	-	-	100.00	-	-	-	100.00
BQ.LIB. POUR LE COMMERCE PEF. "D"	0.75	75.00		0.75		75.00	USD	-	-	100.00	-	-	-	100.00
BANQUE AUDI	399.75	2474.45	399.75			2474.45	USD	-	-	6.19	-	-	-	6.19
BANQUE AUDI GDR	116.24	720.68				720.68	USD	14,000	86,800	6.20	6.20	6.20	6.20	6.20
BANQUE AUDI PREFERRED "F"	1.50	156.00		1.50	100.00	156.00	USD	-	-	104.00	-	-	-	104.00
BANQUE AUDI PREFERRED "G"	1.50	150.75		1.50	100.00	150.75	USD	-	-	100.50	-	-	-	100.50
BANQUE AUDI PREFERRED "H"	0.75	75.38		0.75	100.00	75.38	USD	750	75,375	100.50	100.50	100.50	100.50	100.50
BANQUE AUDI PREFERRED "I"	2.50	253.25		2.50	100.00	253.25	USD	-	-	101.30	-	-	-	101.30
BANK OF BEIRUT	16.82	316.26	50.47			948.79	USD	-	-	18.80	-	-	-	18.80
BANK OF BEIRUT PRIORITY	4.76	100.00				100.00	USD	-	-	21.00	-	-	-	21.00
BANK OF BEIRUT PREFERRED SHARES "H"	5.40	135.59		5.40	25.00	135.59	USD	-	-	25.11	-	-	-	25.11
BANK OF BEIRUT PREFERRED SHARES "I"	5.00	125.75		5.00	25.00	125.75	USD	-	-	25.15	-	-	-	25.15
BANK OF BEIRUT PREFERRED SHARES "J"	3.00	75.45		3.00	25.00	75.45	USD	-	-	25.15	-	-	-	25.15
BANK OF BEIRUT PREFERRED SHARES "K"	4.00	100.60		4.00	25.00	100.60	USD	1,200	30,180	25.15	25.15	25.15	25.15	25.15
BYBLOS BANK	565.52	916.13	565.52			916.13	USD	250	405	1.62	1.62	1.62	1.62	1.61
BYBLOS BANK GDR	1.31	104.73				104.73	USD	-	-	80.00	-	-	-	80.00
BYBLOS BANK PREFERRED SHARES 2008	2.00	203.00		2.00	100.00	203.00	USD	-	-	101.50	-	-	-	101.50
BYBLOS BANK PREFERRED SHARES 2009	2.00	202.00		2.00	96.00	202.00	USD	84	8,484	101.00	101.00	101.00	101.00	101.00
BQ.EUROPEENNE PR.M.O	51.40	87.38	62.00			105.40	USD	-	-	1.70	-	-	-	1.70
BQ.EUROPEENNE PR.M.O PREFERRED 20	0.35	35.00		0.35	100.00	35.00	USD	-	-	100.00	-	-	-	100.00
BLOM BANK GDR	73.90	894.14				894.14	USD	28,700	347,270	12.10	12.10	12.10	12.10	12.00
BLOM BANK	215.00	2382.20	215.00			2382.20	USD	5,780	64,019	11.08	11.05	11.20	11.05	11.05
BLOM BANK PREFERRED 2011	20.00	207.00		20.00	10.00	207.00	USD	-	-	10.35	-	-	-	10.35
RASAMNY-YOUNIS MOTORS CO	10.92	35.49	27.30			88.73	USD	-	-	3.25	-	-	-	3.25
HOLCIM Liban	19.52	244.73	19.52			244.73	USD	-	-	12.54	-	-	-	12.54
STE DES CIMENTS BLANCS B	6.00	16.80	6.00			16.80	USD	-	-	2.80	-	-	-	2.80
STE DES CIMENTS BLANCS N	3.00	4.71	3.00			4.71	USD	-	-	1.57	-	-	-	1.57

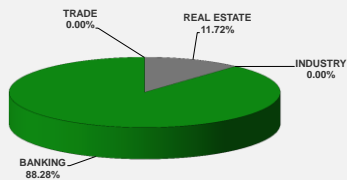
TOTAL EXECUTED 1,749.81 11,683.79 1,666.25 12,488.22 57,504 \$672,444

Official USD Closing 1507.5

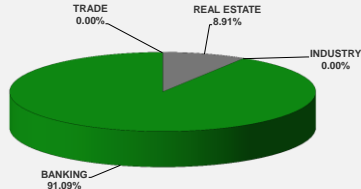
LEBANESE GLOBAL DEPOSITARY RECEIPTS	SHARES MM	BID \$	ASK \$	MID PRICE \$
BLOM BANK	73.90	12.00	12.10	12.05
BYBLOS BANK	1.31	77.00	0.00	77.00
SOLIDERE	9.09	8.54	8.67	8.61
AUDI BANK	116.24	6.10	6.20	6.15

STOCK INDEX	VALUE	PREVIOUS VALUE	% OF CHANGE
MARKET VALUE WEIGHTED INDEX	97.20	97.71	-0.52%
NUMBER OF TRANSACTIONS	28		

BEIRUT STOCK EXCHANGE DAILY TRADING VOLUME



BEIRUT STOCK EXCHANGE DAILY TRADING VALUE \$



Disclaimer: The Capital Markets Authority (CMA) publishes reports for general information purposes only. However, under no circumstances the CMA will accept any responsibility or liability in connection with the use of the information provided in these reports or on this website.

MATURITY	CURRENCY	ISSUED AMOUNT (MM)	OUTSTANDING AMOUNT (MM)	COUPON	ISSUE P.	BID\$	ASK\$	MID. P	YIELD	SPREAD	DURATION	CONVEXITY
Lebanon / 20-07-2017	USD	300.00	75.00	3.750	100.000	99.750	99.875	99.750	6.764	5.937	0.080	0.013
Lebanon / 12-10-2017	USD	775.00	775.00	5.000	100.000	100.621	101.883	100.621	2.940	1.924	0.308	0.189
Lebanon / 27-12-2017	USD	950.00	65.00	5.000	100.000	99.625	99.875	99.625	6.447	4.628	0.252	0.245
Lebanon / 31-12-2017	USD	2,007.51	200.75	4.000	100.000	99.750	100.250	99.750	4.927	3.365	0.265	0.260
Lebanon / 07-03-2018	USD	700.00	70.00	5.000	100.000	98.750	100.750	98.750	7.800	5.596	0.442	0.470
Lebanon / 27-05-2018	USD	200.00	20.00	5.000	100.000	98.750	100.750	98.750	6.903	5.207	0.659	0.815
Lebanon / 12-06-2018	USD	700.00	700.00	5.150	100.000	100.750	102.750	100.750	4.355	3.161	0.947	1.370
Lebanon / 12-11-2018	USD	1,025.00	1,025.00	5.150	100.000	101.130	101.370	101.130	4.301	3.106	1.327	2.438
Lebanon / 28-11-2018	EUR	445.00	445.00	5.350	100.000	101.500	103.500	101.500	4.233	4.896	1.341	3.139
Lebanon / 23-04-2019	USD	500.00	500.00	6.750	100.000	101.000	103.000	101.000	4.920	3.601	1.724	3.900
Lebanon / 20-05-2019	USD	650.00	650.00	6.000	100.000	101.875	103.875	101.875	4.958	3.641	1.790	4.170
Lebanon / 28-11-2019	USD	1,500.00	1,500.00	5.450	100.000	101.125	102.125	101.125	4.952	3.636	2.255	6.354
Lebanon / 09-03-2020	USD	1,200.00	1,200.00	6.375	100.000	102.650	103.350	102.650	5.311	3.838	2.435	7.458
Lebanon / 14-04-2020	USD	700.00	700.00	5.800	100.000	101.125	101.375	101.125	5.360	3.887	2.544	8.029
Lebanon / 19-06-2020	USD	600.00	600.00	6.150	100.000	101.625	102.625	101.625	5.554	4.080	2.710	8.990
Lebanon / 12-04-2021	USD	2,092.47	2,092.47	8.250	100.000	109.150	109.928	109.150	5.548	4.071	3.235	12.990
Lebanon / 27-05-2022	USD	500.00	500.00	6.250	100.000	102.375	103.375	102.375	5.690	3.942	4.198	21.190
Lebanon / 04-10-2022	USD	1,540.00	1,540.00	6.100	100.000	101.625	103.625	101.625	5.739	3.995	4.456	23.896
Lebanon / 27-01-2023	USD	1,100.00	1,100.00	6.000	100.000	100.625	100.965	100.625	5.866	4.122	4.597	25.880
Lebanon / 26-05-2023	USD	500.00	500.00	6.400	100.000	102.500	103.500	102.500	5.893	4.145	4.882	28.800
Lebanon / 22-04-2024	USD	700.00	700.00	6.850	100.000	102.500	103.000	102.500	6.194	4.223	5.400	35.810
Lebanon / 04-11-2024	USD	500.00	538.47	6.250	100.000	100.500	101.500	100.500	6.163	4.192	5.802	41.206
Lebanon / 03-12-2024	USD	250.00	250.00	7.000	100.000	104.880	104.990	104.880	6.172	4.200	5.775	41.095
Lebanon / 26-02-2025	USD	800.00	800.00	6.200	100.000	99.750	100.750	99.750	6.240	4.267	5.927	43.604
Lebanon / 12-06-2025	USD	800.00	800.00	6.250	100.000	99.750	101.750	99.750	6.290	4.314	6.207	47.160
Lebanon / 27-11-2026	USD	1,600.00	1,600.00	6.800	100.000	101.200	102.800	101.200	6.428	4.274	6.947	60.532
Lebanon / 23-03-2027	USD	1,250.00	1,250.00	6.850	100.000	102.380	102.810	102.380	6.515	4.362	6.968	62.164
Lebanon / 29-11-2027	USD	1,000.00	1,000.00	6.750	100.000	101.760	101.990	101.760	6.514	4.362	7.415	70.070
Lebanon / 03-11-2028	USD	500.00	893.20	6.850	100.000	100.000	100.100	100.000	6.649	4.495	7.825	79.304
Lebanon / 25-05-2029	USD	1,000.00	1,000.00	6.850	100.000	101.125	102.125	101.125	6.711	4.553	8.065	84.800
Lebanon / 26-02-2030	USD	1,400.00	1,400.00	6.650	100.000	99.625	100.625	99.625	6.693	4.538	8.308	92.060
Lebanon / 22-04-2031	USD	300.00	300.00	7.000	100.000	100.875	101.875	100.875	6.899	4.746	8.717	102.760
Lebanon / 23-03-2032	USD	1,000.00	1,000.00	7.000	100.000	101.850	102.250	101.850	6.798	4.645	9.028	112.040
Lebanon / 02-11-2035	USD	600.00	600.00	7.050	100.000	100.500	101.500	100.500	7.000	4.847	10.164	148.274
Lebanon / 23-03-2037	USD	750.00	750.00	7.250	100.000	102.000	103.000	102.000	7.059	4.906	10.359	158.505
TOTAL PUBLIC SECTOR EUROBONDS		30,488.380	27,193.28									

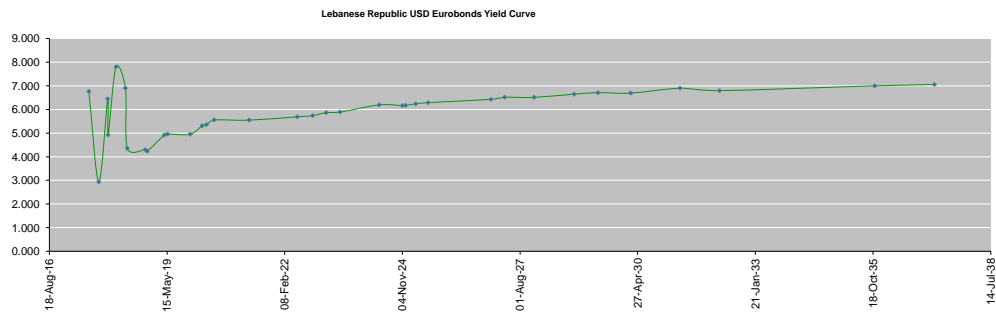
EURO CDS
Not Available

LEBANESE PRIVATE SECTOR EUROBONDS												
MATURITY	SIZE MM	TYPE	COUPON	Issue P.	BID \$	Ask \$	MID. P	YIELD	SPREAD	DURATION	CONVEXITY	
BANK MED S.A.L/14-12-2017	USD 500	Euro CD	5.38	99.46	101.91	101.96	101.91	1.37	0.26	0.48	0.46	
BANK BYBLOS S.A.L/21-06-2021	USD 300	Note	7	100	102.65	103.00	102.65	6.24	4.50	3.35	14.08	

World Yields in Native Terms	O/N	3 Months	6 Months	9 Months	1 Year	2 Years	3 Years	5 Years	7 Years	10 Years	30 Years
EUR	-	-0.88	-0.73	-0.64	-0.68	-0.65	-0.61	-0.39	-0.12	0.29	1.12
U.S.A	-	1.01	1.12	--	1.19	1.32	1.48	1.75	1.97	2.15	2.78
U.K	-	0.19	0.23	--	0.19	0.18	0.24	0.48	0.71	1.03	1.71
Japan	-	-0.08	-0.08	-0.08	-0.13	-0.11	-0.10	-0.07	-0.04	0.05	0.82

Libor	USD	EUR	JPY	GBP
1 Months	1.21	-0.40	-0.04	0.25
2 Months	1.24	-0.39	-0.01	0.27
3 Months	1.27	-0.37	-0.01	0.30
6 Months	1.43	-0.30	0.02	0.43
1 Year	1.73	-0.18	0.13	0.63

Spot Rates	Bid	Ask
Lebanese Pound	1505.60	1510.60
Euro	1.12	1.201
British Sterling Pound	1.28	1.2799
Japanese Yen	111.09	111.1000
Gold	1249.71	1250.71



Disclaimer: The Capital Markets Authority (CMA) publishes reports for general information purposes only. However, under no circumstances the CMA will accept any responsibility or liability in connection with the use of the information provided in these reports or on this website.

Contact us by email: research@cma.gov.lb