

LISTED COMPANIES	LISTED SHARES	MARKET CAP.	TOTAL ORDINARY SHARES	PREFERRED SHARES	PREFERRED SHARES ISSUE PRICE	TOTAL MARKET CAP.	CUR.	TRADED VOLUME	TRADED VALUE	CLOSING PRICE	OPEN PRICE	HIGH PRICE	LOW PRICE	PREVIOUS PRICE
	(MM)	(MM \$)	(MM)	(MM)	USD	(MM \$)								
SOLIDERE A	100.00	854.00	100.00			854.00	USD	18,074	155,838	8.54	8.80	8.90	8.50	8.84
SOLIDERE B	65.00	554.45	65.00			554.45	USD	3,729	31,972	8.53	8.70	8.70	8.52	8.72
BQ.LIB. POUR LE COMMERCE	51.03	50.52	152.70			151.17	USD	-	-	0.99	-	-	-	0.99
BQ.LIB. POUR LE COMMERCE PEF. "B"	0.55	55.00		0.55		55.00	USD	-	-	100.00	-	-	-	100.00
BQ.LIB. POUR LE COMMERCE PEF. "C"	0.35	35.00		0.35		35.00	USD	-	-	100.00	-	-	-	100.00
BQ.LIB. POUR LE COMMERCE PEF. "D"	0.75	75.00		0.75		75.00	USD	-	-	100.00	-	-	-	100.00
BANQUE AUDI	399.75	2474.45	399.75			2474.45	USD	-	-	6.19	-	-	-	6.19
BANQUE AUDI GDR	116.24	720.68				720.68	USD	-	-	6.20	-	-	-	6.20
BANQUE AUDI PREFERRED "F"	1.50	156.00		1.50	100.00	156.00	USD	-	-	104.00	-	-	-	104.00
BANQUE AUDI PREFERRED "G"	1.50	150.75		1.50	100.00	150.75	USD	-	-	100.50	-	-	-	100.50
BANQUE AUDI PREFERRED "H"	0.75	75.38		0.75	100.00	75.38	USD	-	-	100.50	-	-	-	100.50
BANQUE AUDI PREFERRED "I"	2.50	253.50		2.50	100.00	253.50	USD	1,880	190,632	101.40	101.40	101.40	101.40	101.30
BANK OF BEIRUT	16.82	316.26	50.47			948.79	USD	24,084	452,779	18.80	18.80	18.80	18.80	18.80
BANK OF BEIRUT PRIORITY	4.76	100.00				100.00	USD	-	-	21.00	-	-	-	21.00
BANK OF BEIRUT PREFERRED SHARES "H"	5.40	135.81		5.40	25.00	135.81	USD	400	10,060	25.15	25.15	25.15	25.15	25.11
BANK OF BEIRUT PREFERRED SHARES "I"	5.00	125.75		5.00	25.00	125.75	USD	-	-	25.15	-	-	-	25.15
BANK OF BEIRUT PREFERRED SHARES "J"	3.00	75.45		3.00	25.00	75.45	USD	-	-	25.15	-	-	-	25.15
BANK OF BEIRUT PREFERRED SHARES "K"	4.00	100.60		4.00	25.00	100.60	USD	-	-	25.15	-	-	-	25.15
BYBLOS BANK	565.52	916.13	565.52			916.13	USD	-	-	1.62	-	-	-	1.62
BYBLOS BANK GDR	1.31	104.73				104.73	USD	-	-	80.00	-	-	-	80.00
BYBLOS BANK PREFERRED SHARES 2008	2.00	201.80		2.00	100.00	201.80	USD	1,000	100,940	100.90	101.00	101.00	100.80	101.50
BYBLOS BANK PREFERRED SHARES 2009	2.00	202.00		2.00	96.00	202.00	USD	-	-	101.00	-	-	-	101.00
BQ.EUROPEENNE PR.M.O	51.40	87.38	62.00			105.40	USD	-	-	1.70	-	-	-	1.70
BQ.EUROPEENNE PR.M.O PREFERRED 20	0.35	35.00		0.35	100.00	35.00	USD	-	-	100.00	-	-	-	100.00
BLOM BANK GDR	73.90	894.14				894.14	USD	51,534	623,061	12.10	12.05	12.10	12.05	12.10
BLOM BANK	215.00	2386.50	215.00			2386.50	USD	5,000	55,500	11.10	11.10	11.10	11.10	11.08
BLOM BANK PREFERRED 2011	20.00	207.00		20.00	10.00	207.00	USD	-	-	10.35	-	-	-	10.35
RASAMNY-YOUNIS MOTORS CO	10.92	35.49	27.30			88.73	USD	-	-	3.25	-	-	-	3.25
HOLCIM Liban	19.52	244.73	19.52			244.73	USD	-	-	12.54	-	-	-	12.54
STE DES CIMENTS BLANCS B	6.00	16.80	6.00			16.80	USD	100	280	2.80	2.80	2.80	2.80	2.80
STE DES CIMENTS BLANCS N	3.00	4.71	3.00			4.71	USD	-	-	1.57	-	-	-	1.57

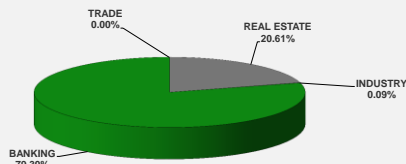
TOTAL EXECUTED 1,749.81 11,645.01 1,666.25 12,449.44 105,801 \$1,621,062

Official USD Closing 1507.5

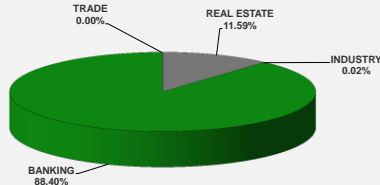
LEBANESE GLOBAL DEPOSITORY RECEIPTS	SHARES MM	BID \$	ASK \$	MID PRICE \$
BLOM BANK	73.90	12.00	12.10	12.05
BYBLOS BANK	1.31	78.00	0.00	78.00
SOLIDERE	9.09	8.60	8.75	8.68
AUDI BANK	116.24	5.92	5.99	5.96

STOCK INDEX	VALUE	PREVIOUS VALUE	% OF CHANGE
MARKET VALUE WEIGHTED INDEX	95.09	97.20	-2.17%
NUMBER OF TRANSACTIONS	51		

BEIRUT STOCK EXCHANGE DAILY TRADING VOLUME



BEIRUT STOCK EXCHANGE DAILY TRADING VALUE \$



Disclaimer: The Capital Markets Authority (CMA) publishes reports for general information purposes only. However, under no circumstances the CMA will accept any responsibility or liability in connection with the use of the information provided in these reports or on this website.

MATURITY	CURRENCY	ISSUED AMOUNT (MM)	OUTSTANDING AMOUNT (MM)	COUPON	ISSUE P.	BID\$	ASK\$	MID. P	YIELD	SPREAD	DURATION	CONVEXITY
Lebanon / 20-07-2017	USD	300.00	75.00	3.750	100.000	99.750	99.875	99.750	6.873	6.069	0.077	0.012
Lebanon / 12-10-2017	USD	775.00	775.00	5.000	100.000	100.621	101.883	100.621	2.921	1.888	0.305	0.186
Lebanon / 27-12-2017	USD	950.00	65.00	5.000	100.000	99.625	99.875	99.625	6.463	4.617	0.250	0.243
Lebanon / 31-12-2017	USD	2,007.51	200.75	4.000	100.000	99.688	100.438	99.688	5.172	3.464	0.262	0.258
Lebanon / 07-03-2018	USD	700.00	70.00	5.000	100.000	98.750	100.750	98.750	7.818	5.662	0.440	0.466
Lebanon / 27-05-2018	USD	200.00	20.00	5.000	100.000	98.750	100.750	98.750	6.910	5.195	0.657	0.810
Lebanon / 12-06-2018	USD	700.00	700.00	5.150	100.000	100.750	102.750	100.750	4.352	3.142	0.944	1.360
Lebanon / 12-11-2018	USD	1,025.00	1,025.00	5.150	100.000	101.150	101.300	101.150	4.285	3.069	1.324	2.429
Lebanon / 28-11-2018	EUR	445.00	445.00	5.350	100.000	102.250	103.250	102.250	3.695	4.404	1.341	3.140
Lebanon / 23-04-2019	USD	500.00	500.00	6.750	100.000	100.750	101.750	100.750	5.063	3.699	1.717	3.870
Lebanon / 20-05-2019	USD	650.00	650.00	6.000	100.000	101.500	103.100	101.500	5.163	3.796	1.784	4.140
Lebanon / 28-11-2019	USD	1,500.00	1,500.00	5.450	100.000	100.550	102.050	100.550	5.205	3.839	2.250	6.331
Lebanon / 09-03-2020	USD	1,200.00	1,200.00	6.375	100.000	102.600	103.300	102.600	5.329	3.801	2.432	7.442
Lebanon / 14-04-2020	USD	700.00	700.00	5.800	100.000	100.950	101.750	100.950	5.427	3.905	2.542	8.018
Lebanon / 19-06-2020	USD	600.00	600.00	6.150	100.000	101.875	102.875	101.875	5.462	3.935	2.708	8.980
Lebanon / 12-04-2021	USD	2,092.47	2,092.47	8.250	100.000	108.850	110.350	108.850	5.630	4.105	3.233	12.970
Lebanon / 27-05-2022	USD	500.00	500.00	6.250	100.000	102.250	103.250	102.250	5.719	3.932	4.194	21.160
Lebanon / 04-10-2022	USD	1,540.00	1,540.00	6.100	100.000	101.250	102.900	101.250	5.821	4.032	4.449	23.827
Lebanon / 27-01-2023	USD	1,100.00	1,100.00	6.000	100.000	100.625	100.890	100.625	5.866	4.077	4.594	25.850
Lebanon / 26-05-2023	USD	500.00	500.00	6.400	100.000	102.000	103.000	102.000	5.993	4.200	4.874	28.720
Lebanon / 22-04-2024	USD	700.00	700.00	6.850	100.000	102.500	102.815	102.500	6.194	4.184	5.396	35.770
Lebanon / 04-11-2024	USD	500.00	538.47	6.250	100.000	100.500	101.250	100.500	6.163	4.153	5.797	41.156
Lebanon / 03-12-2024	USD	250.00	250.00	7.000	100.000	104.550	104.750	104.550	6.226	4.216	5.769	41.022
Lebanon / 26-02-2025	USD	800.00	800.00	6.200	100.000	99.460	100.430	99.460	6.288	4.277	5.920	43.523
Lebanon / 12-06-2025	USD	800.00	800.00	6.250	100.000	99.750	101.750	99.750	6.290	4.280	6.204	47.120
Lebanon / 27-11-2026	USD	1,600.00	1,600.00	6.800	100.000	101.000	102.500	101.000	6.456	4.274	6.940	60.437
Lebanon / 23-03-2027	USD	1,250.00	1,250.00	6.850	100.000	102.010	102.370	102.010	6.566	4.383	6.958	62.025
Lebanon / 29-11-2027	USD	1,000.00	1,000.00	6.750	100.000	101.260	101.500	101.260	6.580	4.399	7.403	69.890
Lebanon / 03-11-2028	USD	500.00	893.20	6.850	100.000	99.750	99.975	99.750	6.680	4.496	7.818	79.197
Lebanon / 25-05-2029	USD	1,000.00	1,000.00	6.850	100.000	101.125	102.125	101.125	6.711	4.520	8.063	84.760
Lebanon / 26-02-2030	USD	1,400.00	1,400.00	6.850	100.000	99.600	100.450	99.600	6.696	4.512	8.302	91.971
Lebanon / 22-04-2031	USD	300.00	300.00	7.000	100.000	101.125	102.125	101.125	6.871	4.689	8.722	102.840
Lebanon / 23-03-2032	USD	1,000.00	1,000.00	7.000	100.000	101.760	101.870	101.760	6.807	4.625	9.018	111.853
Lebanon / 02-11-2035	USD	600.00	600.00	7.050	100.000	100.750	101.250	100.750	6.976	4.791	10.161	148.218
Lebanon / 23-03-2037	USD	750.00	750.00	7.250	100.000	101.880	102.370	101.880	7.070	4.888	10.338	158.048
<b>TOTAL PUBLIC SECTOR EUROBONDS</b>		<b>30,485.933</b>	<b>27,190.84</b>									

EURO CDS

Not Available

LEBANESE PRIVATE SECTOR EUROBONDS

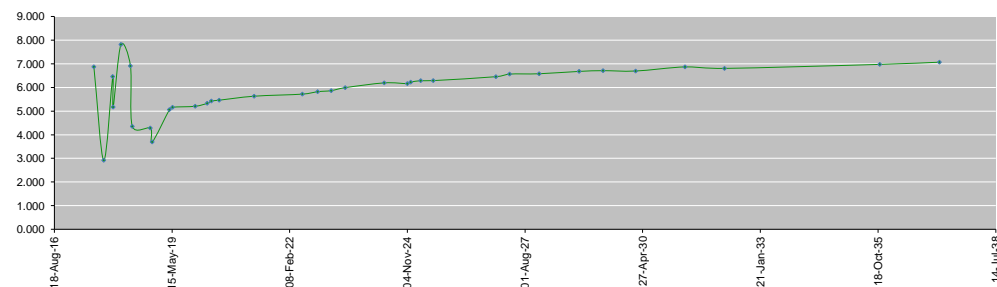
MATURITY	SIZE MM	TYPE	COUPON	Issue P.	BID \$	Ask \$	MID. P	YIELD	SPREAD	DURATION	CONVEXITY
BANK MED S.A.L/14-12-2017	USD 500	Euro CD	5.38	99.46	101.90	101.95	101.90	1.37	0.25	0.48	0.45
BANK BYBLOS S.A.L/21-06-2021	USD 300	Note	7	100	102.48	102.83	102.48	6.29	4.50	3.35	14.05

World Yields in Native Terms	O/N	3 Months	6 Months	9 Months	1 Year	2 Years	3 Years	5 Years	7 Years	10 Years	30 Years
EUR	-	-0.88	-0.72	-0.67	-0.70	-0.65	-0.61	-0.40	-0.14	0.27	1.07
U.S.A	-	1.03	1.14	--	1.22	1.37	1.53	1.79	2.01	2.18	2.77
U.K	-	0.19	0.24	--	0.15	0.13	0.19	0.44	0.67	1.00	1.70
Japan	-	-0.10	-0.10	-0.10	-0.11	-0.10	-0.09	-0.07	-0.02	0.06	0.81

Libor	USD	EUR	JPY	GBP
1 Months	1.21	-0.41	-0.04	0.25
2 Months	1.25	-0.39	-0.01	0.27
3 Months	1.28	-0.37	-0.01	0.30
6 Months	1.43	-0.30	0.02	0.44
1 Year	1.73	-0.18	0.13	0.64

Spot Rates	Bid	Ask
Lebanese Pound	1505.60	1510.60
Euro	1.11	1.1146
British Sterling Pound	1.27	1.2672
Japanese Yen	111.52	111.5500
Gold	1245.11	1245.88

Lebanese Republic USD Eurobonds Yield Curve



Disclaimer: The Capital Markets Authority (CMA) publishes reports for general information purposes only. However, under no circumstances the CMA will accept any responsibility or liability in connection with the use of the information provided in these reports or on this website.

Contact us by email: [research@cma.gov.lb](mailto:research@cma.gov.lb)