

LISTED COMPANIES	LISTED SHARES	MARKET CAP.	TOTAL ORDINARY SHARES	PREFERRED SHARES	PREFERRED SHARES ISSUE PRICE	TOTAL MARKET CAP.	CUR.	TRADED VOLUME	TRADED VALUE	CLOSING PRICE	OPEN PRICE	HIGH PRICE	LOW PRICE	PREVIOUS PRICE
	(MM)	(MM \$)	(MM)	(MM)	USD	(MM \$)								
SOLIDERE A	100.00	843.00	100.00			843.00	USD	15,309	131,148	8.43	8.70	8.70	8.42	8.50
SOLIDERE B	65.00	553.15	65.00			553.15	USD	240	2,042	8.51	8.51	8.51	8.51	8.70
BQ.LIB. POUR LE COMMERCE	51.03	50.52	152.70			151.17	USD	-	-	0.99	-	-	-	0.99
BQ.LIB. POUR LE COMMERCE PEF. "B"	0.55	55.00		0.55		55.00	USD	-	-	100.00	-	-	-	100.00
BQ.LIB. POUR LE COMMERCE PEF. "C"	0.35	35.00		0.35		35.00	USD	-	-	100.00	-	-	-	100.00
BQ.LIB. POUR LE COMMERCE PEF. "D"	0.75	75.00		0.75		75.00	USD	-	-	100.00	-	-	-	100.00
BANQUE AUDI	399.75	2474.45	399.75			2474.45	USD	-	-	6.19	-	-	-	6.19
BANQUE AUDI GDR	116.24	720.68				720.68	USD	-	-	6.20	-	-	-	6.20
BANQUE AUDI PREFERRED "F"	1.50	156.00		1.50	100.00	156.00	USD	-	-	104.00	-	-	-	104.00
BANQUE AUDI PREFERRED "G"	1.50	150.30		1.50	100.00	150.30	USD	9,250	926,850	100.20	100.20	100.20	100.20	100.20
BANQUE AUDI PREFERRED "H"	0.75	75.38		0.75	100.00	75.38	USD	-	-	100.50	-	-	-	100.50
BANQUE AUDI PREFERRED "I"	2.50	252.50		2.50	100.00	252.50	USD	-	-	101.00	-	-	-	101.00
BANK OF BEIRUT	16.82	316.26	50.47			948.79	USD	-	-	18.80	-	-	-	18.80
BANK OF BEIRUT PRIORITY	4.76	100.00				100.00	USD	-	-	21.00	-	-	-	21.00
BANK OF BEIRUT PREFERRED SHARES "H"	5.40	135.81		5.40	25.00	135.81	USD	-	-	25.15	-	-	-	25.15
BANK OF BEIRUT PREFERRED SHARES "I"	5.00	125.75		5.00	25.00	125.75	USD	-	-	25.15	-	-	-	25.15
BANK OF BEIRUT PREFERRED SHARES "J"	3.00	75.45		3.00	25.00	75.45	USD	-	-	25.15	-	-	-	25.15
BANK OF BEIRUT PREFERRED SHARES "K"	4.00	100.60		4.00	25.00	100.60	USD	-	-	25.15	-	-	-	25.15
BYBLOS BANK	565.52	916.13	565.52			916.13	USD	13,000	21,060	1.62	1.62	1.62	1.62	1.62
BYBLOS BANK GDR	1.31	104.73				104.73	USD	-	-	80.00	-	-	-	80.00
BYBLOS BANK PREFERRED SHARES 2008	2.00	201.80		2.00	100.00	201.80	USD	-	-	100.90	-	-	-	100.90
BYBLOS BANK PREFERRED SHARES 2009	2.00	202.20		2.00	96.00	202.20	USD	1,027	103,830	101.10	101.10	101.10	101.10	101.50
BQ.EUROPEENNE PR.M.O	51.40	87.38	62.00			105.40	USD	-	-	1.70	-	-	-	1.70
BQ.EUROPEENNE PR.M.O PREFERRED 20	0.35	35.00		0.35	100.00	35.00	USD	-	-	100.00	-	-	-	100.00
BLOM BANK GDR	73.90	890.45				890.45	USD	93,692	1,128,989	12.05	12.05	12.05	12.05	12.07
BLOM BANK	215.00	2386.50	215.00			2386.50	USD	65,000	721,500	11.10	11.10	11.10	11.10	11.10
BLOM BANK PREFERRED 2011	20.00	207.00		20.00	10.00	207.00	USD	-	-	10.35	-	-	-	10.35
RASAMNY-YOUNIS MOTORS CO	10.92	35.49	27.30			88.73	USD	-	-	3.25	-	-	-	3.25
HOLCIM Liban	19.52	241.41	19.52			241.41	USD	61	755	12.37	12.30	12.75	12.30	12.00
STE DES CIMENTS BLANCS B	6.00	16.80	6.00			16.80	USD	-	-	2.80	-	-	-	2.80
STE DES CIMENTS BLANCS N	3.00	4.71	3.00			4.71	USD	-	-	1.57	-	-	-	1.57

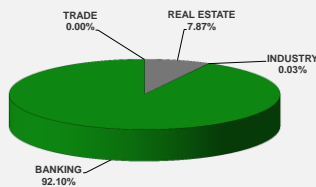
TOTAL EXECUTED 1,749.81 11,624.45 1,666.25 12,428.88 197,579 \$3,036,174

Official USD Closing 1507.5

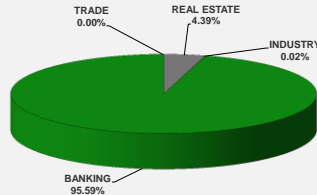
LEBANESE GLOBAL DEPOSITORY RECEIPTS	SHARES MM	BID \$	ASK \$	MID PRICE \$
BLOM BANK	73.90	12.00	12.05	12.03
BYBLOS BANK	1.31	78.00	0.00	78.00
SOLIDERE	9.09	8.27	8.68	8.48
AUDI BANK	116.24	6.00	6.18	6.09

STOCK INDEX	VALUE	PREVIOUS VALUE	% OF CHANGE
MARKET VALUE WEIGHTED INDEX	94.39	95.39	-1.04%
NUMBER OF TRANSACTIONS	41		

BEIRUT STOCK EXCHANGE DAILY TRADING VOLUME



BEIRUT STOCK EXCHANGE DAILY TRADING VALUE \$



Disclaimer: The Capital Markets Authority (CMA) publishes reports for general information purposes only. However, under no circumstances the CMA will accept any responsibility or liability in connection with the use of the information provided in these reports or on this website.

MATURITY	CURRENCY	ISSUED AMOUNT (MM)	OUTSTANDING AMOUNT (MM)	COUPON	ISSUE P.	BID\$	ASK\$	MID. P	YIELD	SPREAD	DURATION	CONVEXITY
Lebanon / 20-07-2017	USD	300.00	75.00	3.750	100.000	99.750	99.875	99.750	6.989	6.176	0.075	0.011
Lebanon / 12-10-2017	USD	775.00	775.00	5.000	100.000	100.496	101.757	100.496	3.266	2.224	0.294	0.172
Lebanon / 27-12-2017	USD	950.00	65.00	5.000	100.000	99.625	99.875	99.625	6.531	4.635	0.239	0.232
Lebanon / 31-12-2017	USD	2,007.51	200.75	4.000	100.000	99.750	100.250	99.750	4.979	3.364	0.251	0.246
Lebanon / 07-03-2018	USD	700.00	70.00	5.000	100.000	98.750	100.750	98.750	7.888	5.688	0.429	0.452
Lebanon / 27-05-2018	USD	200.00	20.00	5.000	100.000	98.750	100.750	98.750	6.940	5.192	0.646	0.791
Lebanon / 12-06-2018	USD	700.00	700.00	5.150	100.000	100.625	102.625	100.625	4.476	3.249	0.933	1.330
Lebanon / 12-11-2018	USD	1,025.00	1,025.00	5.150	100.000	100.830	101.070	100.830	4.518	3.282	1.312	2.390
Lebanon / 28-11-2018	EUR	445.00	445.00	5.350	100.000	102.250	103.250	102.250	3.692	4.391	1.338	3.131
Lebanon / 23-04-2019	USD	500.00	500.00	6.750	100.000	101.125	103.125	101.125	4.844	3.496	1.711	3.850
Lebanon / 20-05-2019	USD	650.00	650.00	6.000	100.000	101.360	102.940	101.360	5.235	3.893	1.773	4.100
Lebanon / 28-11-2019	USD	1,500.00	1,500.00	5.450	100.000	100.750	101.550	100.750	5.115	3.773	2.239	6.273
Lebanon / 09-03-2020	USD	1,200.00	1,200.00	6.375	100.000	102.560	102.940	102.560	5.341	3.847	2.421	7.378
Lebanon / 14-04-2020	USD	700.00	700.00	5.800	100.000	100.800	101.600	100.800	5.484	3.994	2.530	7.952
Lebanon / 19-06-2020	USD	600.00	600.00	6.150	100.000	101.750	102.750	101.750	5.505	4.012	2.697	8.920
Lebanon / 12-04-2021	USD	2,092.47	2,092.47	8.250	100.000	108.800	109.600	108.800	5.637	4.147	3.220	12.880
Lebanon / 27-05-2022	USD	500.00	500.00	6.250	100.000	102.000	103.000	102.000	5.776	4.012	4.181	21.050
Lebanon / 04-10-2022	USD	1,540.00	1,540.00	6.100	100.000	101.250	102.100	101.250	5.821	4.060	4.434	23.695
Lebanon / 27-01-2023	USD	1,100.00	1,100.00	6.000	100.000	100.200	100.550	100.200	5.956	4.195	4.579	25.710
Lebanon / 26-05-2023	USD	500.00	500.00	6.400	100.000	102.500	103.500	102.500	5.892	4.128	4.868	28.660
Lebanon / 22-04-2024	USD	700.00	700.00	6.850	100.000	102.280	102.500	102.280	6.233	4.255	5.382	35.620
Lebanon / 04-11-2024	USD	500.00	538.47	6.250	100.000	100.250	101.000	100.250	6.206	4.228	5.784	40.991
Lebanon / 03-12-2024	USD	250.00	250.00	7.000	100.000	104.570	104.740	104.570	6.222	4.243	5.758	40.894
Lebanon / 26-02-2025	USD	800.00	800.00	6.200	100.000	99.450	100.150	99.450	6.290	4.310	5.907	43.367
Lebanon / 12-06-2025	USD	800.00	800.00	6.250	100.000	99.500	101.500	99.500	6.330	4.347	6.190	46.940
Lebanon / 27-11-2026	USD	1,600.00	1,600.00	6.800	100.000	100.600	102.300	100.600	6.513	4.366	6.924	60.215
Lebanon / 23-03-2027	USD	1,250.00	1,250.00	6.850	100.000	101.760	102.240	101.760	6.600	4.452	6.944	61.823
Lebanon / 29-11-2027	USD	1,000.00	1,000.00	6.750	100.000	101.130	101.370	101.130	6.597	4.451	7.389	69.690
Lebanon / 03-11-2028	USD	500.00	893.20	6.850	100.000	99.350	99.800	99.350	6.731	4.583	7.800	78.925
Lebanon / 25-05-2029	USD	1,000.00	1,000.00	6.850	100.000	101.125	102.125	101.125	6.710	4.558	8.052	84.580
Lebanon / 26-02-2030	USD	1,400.00	1,400.00	6.850	100.000	99.250	100.200	99.250	6.738	4.583	8.283	91.656
Lebanon / 22-04-2031	USD	300.00	300.00	7.000	100.000	100.550	101.950	100.550	6.936	4.788	8.700	102.450
Lebanon / 23-03-2032	USD	1,000.00	1,000.00	7.000	100.000	100.950	101.300	100.950	6.895	4.745	8.984	111.247
Lebanon / 02-11-2035	USD	600.00	600.00	7.050	100.000	100.050	100.940	100.050	7.044	4.894	10.129	147.526
Lebanon / 23-03-2037	USD	750.00	750.00	7.250	100.000	101.250	101.650	101.250	7.129	4.982	10.295	157.098
TOTAL PUBLIC SECTOR EUROBONDS		30,486.645	27,191.55									

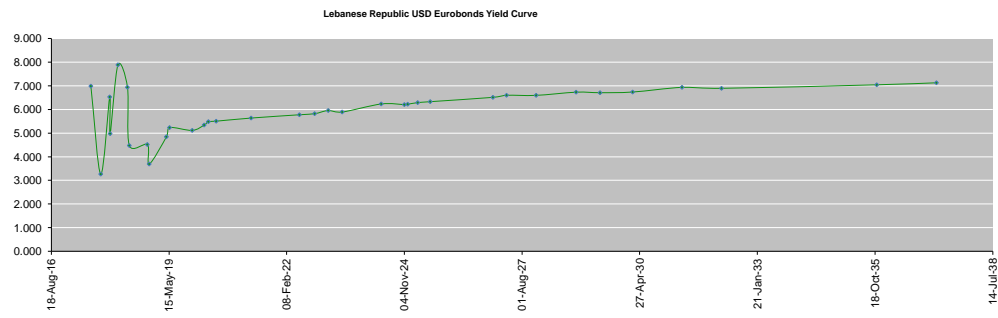
EURO CDS
Not Available

MATURITY	SIZE MM	TYPE	COUPON	Issue P.	BID \$	Ask \$	MID. P	YIELD	SPREAD	DURATION	CONVEXITY
BANK MED S.A.L/14-12-2017	USD 500	Euro CD	5.38	99.46	101.85	101.90	101.85	1.39	0.26	0.47	0.43
BANK BYBLOS S.A.L/21-06-2021	USD 300	Note	7	100	102.58	102.93	102.58	6.26	4.50	3.45	14.45

World Yields in Native Terms	O/N	3 Months	6 Months	9 Months	1 Year	2 Years	3 Years	5 Years	7 Years	10 Years	30 Years
EUR	-	-0.85	-0.72	-0.66	-0.69	-0.61	-0.57	-0.36	-0.12	0.26	1.02
U.S.A	-	1.03	1.13	--	1.23	1.35	1.49	1.76	1.98	2.15	2.72
U.K	-	0.18	0.21	--	0.22	0.21	0.25	0.49	0.69	1.01	1.66
Japan	-	-0.09	-0.10	-0.10	-0.10	-0.09	-0.08	-0.07	-0.02	0.05	0.79

Libor	USD	EUR	JPY	GBP
1 Months	1.22	-0.40	-0.03	0.25
2 Months	1.25	-0.39	-0.01	0.27
3 Months	1.29	-0.37	0.00	0.29
6 Months	1.44	-0.30	0.02	0.42
1 Year	1.74	-0.18	0.13	0.62

Spot Rates	Bid	Ask
Lebanese Pound	1504.00	1509.00
Euro	1.12	1.1164
British Sterling Pound	1.27	1.2670
Japanese Yen	111.21	111.2600
Gold	1250.87	1251.03



Disclaimer: The Capital Markets Authority (CMA) publishes reports for general information purposes only. However, under no circumstances the CMA will accept any responsibility or liability in connection with the use of the information provided in these reports or on this website.

Contact us by email: research@cma.gov.lb