

LISTED COMPANIES	LISTED SHARES	MARKET CAP.	TOTAL ORDINARY SHARES	PREFERRED SHARES	PREFERRED SHARES ISSUE PRICE	TOTAL MARKET CAP.	CUR.	TRADED VOLUME	TRADED VALUE	CLOSING PRICE	OPEN PRICE	HIGH PRICE	LOW PRICE	PREVIOUS PRICE
	(MM)	(MM \$)	(MM)	(MM)	USD	(MM \$)								
SOLIDERE A	100.00	857.00	100.00			857.00	USD	2,200	18,845	8.57	8.51	8.70	8.50	8.43
SOLIDERE B	65.00	547.30	65.00			547.30	USD	556	4,682	8.42	8.51	8.51	8.26	8.51
BQ.LIB. POUR LE COMMERCE	51.03	50.52	152.70			151.17	USD	-	-	0.99	-	-	-	0.99
BQ.LIB. POUR LE COMMERCE PEF. "B"	0.55	55.00		0.55		55.00	USD	-	-	100.00	-	-	-	100.00
BQ.LIB. POUR LE COMMERCE PEF. "C"	0.35	35.00		0.35		35.00	USD	-	-	100.00	-	-	-	100.00
BQ.LIB. POUR LE COMMERCE PEF. "D"	0.75	75.00		0.75		75.00	USD	-	-	100.00	-	-	-	100.00
BANQUE AUDI	399.75	2398.50	399.75			2398.50	USD	2,846	17,076	6.00	6.00	6.00	6.00	6.19
BANQUE AUDI GDR	116.24	697.43				697.43	USD	15,750	94,500	6.00	6.00	6.00	6.00	6.20
BANQUE AUDI PREFERRED "F"	1.50	156.00		1.50	100.00	156.00	USD	-	-	104.00	-	-	-	104.00
BANQUE AUDI PREFERRED "G"	1.50	150.30		1.50	100.00	150.30	USD	-	-	100.20	-	-	-	100.20
BANQUE AUDI PREFERRED "H"	0.75	75.38		0.75	100.00	75.38	USD	-	-	100.50	-	-	-	100.50
BANQUE AUDI PREFERRED "I"	2.50	252.50		2.50	100.00	252.50	USD	-	-	101.00	-	-	-	101.00
BANK OF BEIRUT	16.82	316.26	50.47			948.79	USD	-	-	18.80	-	-	-	18.80
BANK OF BEIRUT PRIORITY	4.76	100.00				100.00	USD	-	-	21.00	-	-	-	21.00
BANK OF BEIRUT PREFERRED SHARES "H"	5.40	135.81		5.40	25.00	135.81	USD	-	-	25.15	-	-	-	25.15
BANK OF BEIRUT PREFERRED SHARES "I"	5.00	125.75		5.00	25.00	125.75	USD	-	-	25.15	-	-	-	25.15
BANK OF BEIRUT PREFERRED SHARES "J"	3.00	75.45		3.00	25.00	75.45	USD	-	-	25.15	-	-	-	25.15
BANK OF BEIRUT PREFERRED SHARES "K"	4.00	100.60		4.00	25.00	100.60	USD	-	-	25.15	-	-	-	25.15
BYBLOS BANK	565.52	921.79	565.52			921.79	USD	59,418	96,662	1.63	1.62	1.65	1.62	1.62
BYBLOS BANK GDR	1.31	104.73				104.73	USD	-	-	80.00	-	-	-	80.00
BYBLOS BANK PREFERRED SHARES 2008	2.00	202.00		2.00	100.00	202.00	USD	500	50,500	101.00	101.00	101.00	101.00	100.90
BYBLOS BANK PREFERRED SHARES 2009	2.00	203.00		2.00	96.00	203.00	USD	152	15,428	101.50	101.50	101.50	101.50	101.10
BQ.EUROPEENNE PR.M.O	51.40	87.38	62.00			105.40	USD	-	-	1.70	-	-	-	1.70
BQ.EUROPEENNE PR.M.O PREFERRED 20	0.35	35.00		0.35	100.00	35.00	USD	-	-	100.00	-	-	-	100.00
BLOM BANK GDR	73.90	890.45				890.45	USD	62,340	751,197	12.05	12.05	12.05	12.05	12.05
BLOM BANK	215.00	2392.95	215.00			2392.95	USD	1,600	17,810	11.13	11.10	11.15	11.10	11.10
BLOM BANK PREFERRED 2011	20.00	207.00		20.00	10.00	207.00	USD	-	-	10.35	-	-	-	10.35
RASAMNY-YOUNIS MOTORS CO	10.92	35.49	27.30			88.73	USD	-	-	3.25	-	-	-	3.25
HOLCIM Liban	19.52	241.41	19.52			241.41	USD	-	-	12.37	-	-	-	12.37
STE DES CIMENTS BLANCS B	6.00	20.70	6.00			20.70	USD	5,402	18,626	3.45	3.50	3.50	2.80	2.80
STE DES CIMENTS BLANCS N	3.00	4.71	3.00			4.71	USD	-	-	1.57	-	-	-	1.57

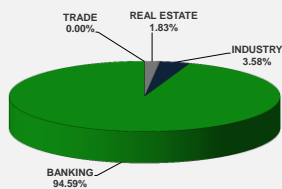
<b>TOTAL EXECUTED</b>	<b>1,749.81</b>	<b>11,550.40</b>	<b>1,666.25</b>	<b>12,354.83</b>	<b>150,764</b>	<b>\$1,085,326</b>
-----------------------	-----------------	------------------	-----------------	------------------	----------------	--------------------

Official USD Closing 1607.5

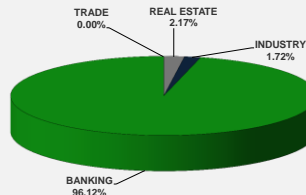
LEBANESE GLOBAL DEPOSITORY RECEIPTS	SHARES MM	BID \$	ASK \$	MID PRICE \$
BLOM BANK	73.90	12.00	12.05	12.03
BYBLOS BANK	1.31	77.00	0.00	77.00
SOLIDERE	9.09	8.28	8.40	8.34
AUDI BANK	116.24	6.00	6.15	6.08

STOCK INDEX	VALUE	PREVIOUS VALUE	% OF CHANGE
MARKET VALUE WEIGHTED INDEX	94.56	94.39	0.17%
NUMBER OF TRANSACTIONS	24		

BEIRUT STOCK EXCHANGE DAILY TRADING VOLUME



BEIRUT STOCK EXCHANGE DAILY TRADING VALUE \$



**Disclaimer:** The Capital Markets Authority (CMA) publishes reports for general information purposes only. However, under no circumstances the CMA will accept any responsibility or liability in connection with the use of the information provided in these reports or on this website.

MATURITY	CURRENCY	ISSUED AMOUNT (MM)	OUTSTANDING AMOUNT (MM)	COUPON	ISSUE P.	BID\$	ASK\$	MID. P	YIELD	SPREAD	DURATION	CONVEXITY
Lebanon / 20-07-2017	USD	300.00	75.00	3.750	100.000	99.750	99.875	99.750	6.989	6.176	0.075	0.011
Lebanon / 12-10-2017	USD	775.00	775.00	5.000	100.000	100.150	100.500	100.150	4.433	3.457	0.288	0.166
Lebanon / 27-12-2017	USD	950.00	65.00	5.000	100.000	99.625	99.875	99.625	5.772	4.661	0.487	0.474
Lebanon / 31-12-2017	USD	2,007.51	200.75	4.000	100.000	99.688	100.438	99.688	5.238	3.521	0.249	0.244
Lebanon / 07-03-2018	USD	700.00	70.00	5.000	100.000	98.750	100.750	98.750	7.906	5.715	0.426	0.448
Lebanon / 27-05-2018	USD	200.00	20.00	5.000	100.000	98.750	100.750	98.750	6.948	5.201	0.643	0.786
Lebanon / 12-06-2018	USD	700.00	700.00	5.150	100.000	100.625	102.625	100.625	4.474	3.252	0.930	1.330
Lebanon / 12-11-2018	USD	1,025.00	1,025.00	5.150	100.000	100.950	101.050	100.950	4.426	3.211	1.309	2.383
Lebanon / 28-11-2018	EUR	445.00	445.00	5.350	100.000	102.250	103.250	102.250	3.680	4.359	1.328	3.093
Lebanon / 23-04-2019	USD	500.00	500.00	6.750	100.000	100.625	101.625	100.625	5.132	3.782	1.703	3.810
Lebanon / 20-05-2019	USD	650.00	650.00	6.000	100.000	101.950	102.700	101.950	4.908	3.560	1.771	4.090
Lebanon / 28-11-2019	USD	1,500.00	1,500.00	5.450	100.000	100.700	101.500	100.700	5.137	3.790	2.236	6.258
Lebanon / 09-03-2020	USD	1,200.00	1,200.00	6.375	100.000	102.350	103.250	102.350	5.424	3.935	2.418	7.365
Lebanon / 14-04-2020	USD	700.00	700.00	5.800	100.000	100.800	101.650	100.800	5.484	4.002	2.528	7.938
Lebanon / 19-06-2020	USD	600.00	600.00	6.150	100.000	101.625	102.625	101.625	5.550	4.063	2.694	8.900
Lebanon / 12-04-2021	USD	2,092.47	2,092.47	8.250	100.000	108.650	109.671	108.650	5.678	4.190	3.217	12.860
Lebanon / 27-05-2022	USD	500.00	500.00	6.250	100.000	101.750	102.750	101.750	5.834	4.065	4.176	21.000
Lebanon / 04-10-2022	USD	1,540.00	1,540.00	6.100	100.000	101.250	103.250	101.250	5.820	4.055	4.437	23.715
Lebanon / 27-01-2023	USD	1,100.00	1,100.00	6.000	100.000	100.310	100.690	100.310	5.933	4.168	4.578	25.700
Lebanon / 26-05-2023	USD	500.00	500.00	6.400	100.000	102.000	103.000	102.000	5.992	4.223	4.861	28.580
Lebanon / 22-04-2024	USD	700.00	700.00	6.850	100.000	101.550	102.950	101.550	6.364	4.376	5.378	35.570
Lebanon / 04-11-2024	USD	500.00	538.47	6.250	100.000	100.250	101.000	100.250	6.205	4.217	5.781	40.958
Lebanon / 03-12-2024	USD	250.00	250.00	7.000	100.000	104.185	105.075	104.185	6.286	4.297	5.755	40.859
Lebanon / 26-02-2025	USD	800.00	800.00	6.200	100.000	99.350	100.200	99.350	6.306	4.317	5.904	43.330
Lebanon / 12-06-2025	USD	800.00	800.00	6.250	100.000	99.250	101.250	99.250	6.371	4.383	6.184	46.870
Lebanon / 27-11-2026	USD	1,600.00	1,600.00	6.800	100.000	100.850	101.650	100.850	6.477	4.316	6.918	60.131
Lebanon / 23-03-2027	USD	1,250.00	1,250.00	6.850	100.000	101.430	102.570	101.430	6.646	4.486	6.941	61.784
Lebanon / 29-11-2027	USD	1,000.00	1,000.00	6.750	100.000	101.200	101.500	101.200	6.588	4.429	7.389	69.680
Lebanon / 03-11-2028	USD	500.00	893.20	6.850	100.000	99.641	99.850	99.641	6.694	4.534	7.801	78.940
Lebanon / 25-05-2029	USD	1,000.00	1,000.00	6.850	100.000	100.750	101.750	100.750	6.756	4.594	8.040	84.400
Lebanon / 26-02-2030	USD	1,400.00	1,400.00	6.850	100.000	99.250	100.250	99.250	6.738	4.578	8.281	91.621
Lebanon / 22-04-2031	USD	300.00	300.00	7.000	100.000	100.625	101.625	100.625	6.927	4.768	8.694	102.340
Lebanon / 23-03-2032	USD	1,000.00	1,000.00	7.000	100.000	101.125	102.125	101.125	6.876	4.716	8.998	111.493
Lebanon / 02-11-2035	USD	600.00	600.00	7.050	100.000	100.310	101.190	100.310	7.018	4.858	10.137	147.708
Lebanon / 23-03-2037	USD	750.00	750.00	7.250	100.000	101.500	102.500	101.500	7.106	4.946	10.319	157.632
<b>TOTAL PUBLIC SECTOR EUROBONDS</b>		<b>30,486.912</b>	<b>27,191.82</b>									

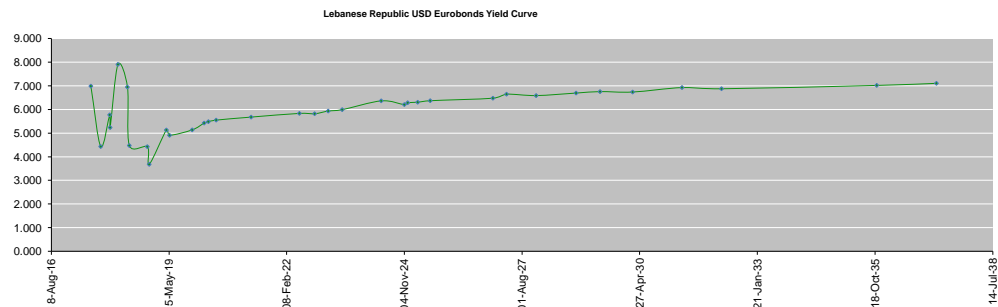
EURO CDS
Not Available

LEBANESE PRIVATE SECTOR EUROBONDS												
MATURITY	SIZE MM	TYPE	COUPON	Issue P.	BID \$	Ask \$	MID. P	YIELD	SPREAD	DURATION	CONVEXITY	
BANK MED S.A.L/14-12-2017	USD 500	Euro CD	5.38	99.46	101.83	101.87	101.83	1.41	0.30	0.46	0.43	
BANK BYBLOS S.A.L/21-06-2021	USD 300	Note	7	100	102.55	102.91	102.55	6.27	4.50	3.45	14.43	

World Yields in Native Terms	O/N	3 Months	6 Months	9 Months	1 Year	2 Years	3 Years	5 Years	7 Years	10 Years	30 Years
EUR	-	-0.38	-0.73	-0.66	-0.69	-0.62	-0.59	-0.38	-0.14	0.25	1.05
U.S.A	-	0.96	1.11	--	1.21	1.35	1.49	1.77	1.99	2.16	2.73
U.K	-	0.20	0.26	--	0.25	0.24	0.28	0.52	0.73	1.04	1.69
Japan	-	-0.09	-0.10	-0.10	-0.10	-0.09	-0.08	-0.07	-0.03	0.05	0.80

Libor	USD	EUR	JPY	GBP
1 Months	1.22	-0.41	-0.02	0.25
2 Months	1.25	-0.39	0.00	0.27
3 Months	1.30	-0.37	0.00	0.30
6 Months	1.45	-0.30	0.02	0.45
1 Year	1.74	-0.19	0.13	0.66

Spot Rates	Bid	Ask
Lebanese Pound	1504.00	1509.00
Euro	1.12	1.1169
British Sterling Pound	1.27	1.2735
Japanese Yen	111.21	111.2200
Gold	1257.93	1258.03



**Disclaimer:** The Capital Markets Authority (CMA) publishes reports for general information purposes only. However, under no circumstances the CMA will accept any responsibility or liability in connection with the use of the information provided in these reports or on this website.

Contact us by email: [research@cma.gov.lb](mailto:research@cma.gov.lb)