

LISTED COMPANIES	LISTED SHARES	MARKET CAP.	TOTAL ORDINARY SHARES	PREFERRED SHARES	PREFERRED SHARES ISSUE PRICE	TOTAL MARKET CAP.	CUR.	TRADED VOLUME	TRADED VALUE	CLOSING PRICE	OPEN PRICE	HIGH PRICE	LOW PRICE	PREVIOUS PRICE
	(MM)	(MM \$)	(MM)	(MM)	USD	(MM \$)								
SOLIDERE A	100.00	786.00	100.00			786.00	USD	313,293	2,474,916	7.86	7.86	7.90	7.85	7.99
SOLIDERE B	65.00	516.75	65.00			516.75	USD	512	4,070	7.95	7.53	7.96	7.53	7.71
BQ.LIB. POUR LE COMMERCE	51.03	50.52	152.70			151.17	USD	-	-	0.99	-	-	-	0.99
BQ.LIB. POUR LE COMMERCE PRAF. "B"	0.55	55.00		0.55		55.00	USD	-	-	100.00	-	-	-	100.00
BQ.LIB. POUR LE COMMERCE PRAF. "C"	0.35	35.00		0.35		35.00	USD	-	-	100.00	-	-	-	100.00
BQ.LIB. POUR LE COMMERCE PRAF. "D"	0.75	75.00		0.75		75.00	USD	-	-	100.00	-	-	-	100.00
BANQUE AUDI	399.75	2398.50	399.75			2398.50	USD	-	-	6.00	-	-	-	6.00
BANQUE AUDI GDR	116.24	709.05				709.05	USD	10,572	64,529	6.10	6.02	6.20	6.01	6.20
BANQUE AUDI PREFERRED "F"	1.50	156.00		1.50	100.00	156.00	USD	-	-	104.00	-	-	-	104.00
BANQUE AUDI PREFERRED "G"	1.50	150.15		1.50	100.00	150.15	USD	-	-	100.10	-	-	-	100.10
BANQUE AUDI PREFERRED "H"	0.75	75.38		0.75	100.00	75.38	USD	-	-	100.50	-	-	-	100.50
BANQUE AUDI PREFERRED "I"	2.50	252.50		2.50	100.00	252.50	USD	3,250	328,250	101.00	101.00	101.00	101.00	101.00
BANK OF BEIRUT	16.82	316.26	50.47			948.79	USD	-	-	18.80	-	-	-	18.80
BANK OF BEIRUT PRIORITY	4.76	100.00				100.00	USD	-	-	21.00	-	-	-	21.00
BANK OF BEIRUT PREFERRED SHARES "H"	5.40	135.81		5.40	25.00	135.81	USD	1,000	25,150	25.15	25.15	25.15	25.15	25.15
BANK OF BEIRUT PREFERRED SHARES "I"	5.00	125.75		5.00	25.00	125.75	USD	-	-	25.15	-	-	-	25.15
BANK OF BEIRUT PREFERRED SHARES "J"	3.00	75.45		3.00	25.00	75.45	USD	-	-	25.15	-	-	-	25.15
BANK OF BEIRUT PREFERRED SHARES "K"	4.00	100.60		4.00	25.00	100.60	USD	-	-	25.15	-	-	-	25.15
BYBLOS BANK	565.52	921.79	565.52			921.79	USD	-	-	1.63	-	-	-	1.63
BYBLOS BANK GDR	1.31	104.73				104.73	USD	-	-	80.00	-	-	-	80.00
BYBLOS BANK PREFERRED SHARES 2008	2.00	202.20		2.00	100.00	202.20	USD	30	3,033	101.10	101.10	101.10	101.10	101.10
BYBLOS BANK PREFERRED SHARES 2009	2.00	203.00		2.00	96.00	203.00	USD	-	-	101.50	-	-	-	101.50
BQ.EUROPEENNE PR.M.O	51.40	87.38	62.00			105.40	USD	-	-	1.70	-	-	-	1.70
BQ.EUROPEENNE PR.M.O PREFERRED 20	0.35	35.00		0.35	100.00	35.00	USD	-	-	100.00	-	-	-	100.00
BLOM BANK GDR	73.90	901.53				901.53	USD	-	-	12.20	-	-	-	12.20
BLOM BANK	215.00	2408.00	215.00			2408.00	USD	30,000	336,000	11.20	11.20	11.20	11.20	11.20
BLOM BANK PREFERRED 2011	20.00	207.00		20.00	10.00	207.00	USD	-	-	10.35	-	-	-	10.35
RASAMNY-YOUNIS MOTORS CO	10.92	35.49	27.30			88.73	USD	-	-	3.25	-	-	-	3.25
HOLCIM Liban	19.52	268.35	19.52			268.35	USD	-	-	13.75	-	-	-	13.75
STE DES CIMENTS BLANCS B	6.00	21.48	6.00			21.48	USD	1,180	4,230	3.58	3.60	3.60	3.50	3.45
STE DES CIMENTS BLANCS N	3.00	4.71	3.00			4.71	USD	-	-	1.57	-	-	-	1.57

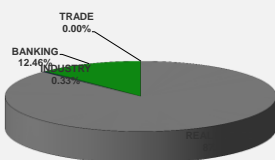
TOTAL EXECUTED 1,749.81 11,514.37 1,666.25 12,318.80 359,837 \$3,240,178

Official USD Closing 1507.5

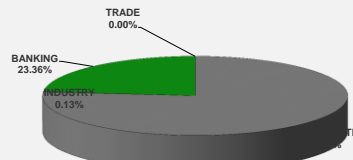
LEBANESE GLOBAL DEPOSITARY RECEIPTS	SHARES MM	BID \$	ASK \$	MID PRICE \$
BLOM BANK	73.90	12.05	12.20	12.13
BYBLOS BANK	1.31	77.00	0.00	77.00
SOLIDERE	9.09	record could not be found	record could not be found	record could not be found
AUDI BANK	116.24	6.02	6.20	6.11

STOCK INDEX	VALUE	PREVIOUS VALUE	% OF CHANGE
MARKET VALUE WEIGHTED INDEX	90.05	89.98	0.08%
NUMBER OF TRANSACTIONS	37		

BEIRUT STOCK EXCHANGE DAILY TRADING VOLUME



BEIRUT STOCK EXCHANGE DAILY TRADING VALUE \$



Disclaimer: The Capital Markets Authority (CMA) publishes reports for general information purposes only. However, under no circumstances the CMA will accept any responsibility or liability in connection with the use of the information provided in these reports or on this website.

MATURITY	CURRENCY	ISSUED AMOUNT (MM)	OUTSTANDING AMOUNT (MM)	COUPON	ISSUE P.	BID\$	ASK\$	MID. P	YIELD	SPREAD	DURATION	CONVEXITY
Lebanon / 20-07-2017	USD	300.00	75.00	3.750	100.000	99.750	99.875	99.750	6.989	6.176	0.075	0.011
Lebanon / 12-10-2017	USD	775.00	775.00	5.000	100.000	100.250	100.450	100.250	4.006	2.963	0.264	0.140
Lebanon / 27-12-2017	USD	950.00	32.50	5.000	100.000	99.625	99.875	99.625	5.804	4.655	0.463	0.428
Lebanon / 31-12-2017	USD	2,007.51	100.38	4.000	100.000	99.563	100.313	99.563	4.922	3.774	0.474	0.449
Lebanon / 07-03-2018	USD	700.00	70.00	5.000	100.000	98.750	100.750	98.750	8.081	5.745	0.402	0.416
Lebanon / 27-05-2018	USD	200.00	20.00	5.000	100.000	98.750	100.750	98.750	7.021	5.202	0.619	0.743
Lebanon / 12-06-2018	USD	700.00	700.00	5.150	100.000	100.375	102.375	100.375	4.731	3.474	0.904	1.270
Lebanon / 12-11-2018	USD	1,025.00	1,025.00	5.150	100.000	100.600	100.700	100.600	4.681	3.427	1.283	2.302
Lebanon / 28-11-2018	EUR	445.00	445.00	5.350	100.000	102.250	103.250	102.250	3.652	4.334	1.304	3.009
Lebanon / 23-04-2019	USD	500.00	500.00	6.750	100.000	100.500	101.500	100.500	5.200	3.784	1.678	3.720
Lebanon / 20-05-2019	USD	650.00	650.00	6.000	100.000	101.500	102.500	101.500	5.145	3.731	1.745	3.990
Lebanon / 28-11-2019	USD	1,500.00	1,500.00	5.450	100.000	100.150	100.850	100.150	5.380	3.967	2.208	6.121
Lebanon / 09-03-2020	USD	1,200.00	1,200.00	6.375	100.000	101.750	102.500	101.750	5.657	4.069	2.390	7.214
Lebanon / 14-04-2020	USD	700.00	700.00	5.800	100.000	100.200	101.000	100.200	5.717	4.130	2.500	7.783
Lebanon / 19-06-2020	USD	600.00	600.00	6.150	100.000	101.250	102.250	101.250	5.683	4.097	2.667	8.740
Lebanon / 12-04-2021	USD	2,092.47	2,092.47	8.250	100.000	107.576	108.428	107.576	5.970	4.383	3.185	12.640
Lebanon / 27-05-2022	USD	500.00	500.00	6.250	100.000	101.500	102.500	101.500	5.891	3.960	4.150	20.770
Lebanon / 04-10-2022	USD	1,540.00	1,540.00	6.100	100.000	99.950	100.700	99.950	6.110	4.177	4.395	23.337
Lebanon / 27-01-2023	USD	1,100.00	1,100.00	6.000	100.000	99.750	100.750	99.750	6.053	4.121	4.551	25.440
Lebanon / 26-05-2023	USD	500.00	500.00	6.400	100.000	101.750	102.750	101.750	6.041	4.110	4.834	28.310
Lebanon / 22-04-2024	USD	700.00	700.00	6.650	100.000	101.750	102.750	101.750	6.327	4.137	5.353	35.300
Lebanon / 04-11-2024	USD	500.00	538.47	6.250	100.000	99.500	100.500	99.500	6.334	4.144	5.748	40.578
Lebanon / 03-12-2024	USD	250.00	250.00	7.000	100.000	103.750	104.750	103.750	6.356	4.165	5.726	40.517
Lebanon / 26-02-2025	USD	800.00	800.00	6.200	100.000	99.000	100.000	99.000	6.366	4.175	5.876	42.989
Lebanon / 12-06-2025	USD	800.00	800.00	6.250	100.000	98.125	100.125	98.125	6.556	4.366	6.144	46.370
Lebanon / 27-11-2026	USD	1,600.00	1,600.00	6.600	100.000	99.850	100.700	99.850	6.620	4.273	6.877	59.562
Lebanon / 23-03-2027	USD	1,250.00	1,250.00	6.850	100.000	101.000	102.000	101.000	6.706	4.357	6.907	61.314
Lebanon / 29-11-2027	USD	1,000.00	1,000.00	6.750	100.000	99.800	100.600	99.800	6.776	4.428	7.341	68.990
Lebanon / 03-11-2028	USD	500.00	893.20	6.650	100.000	98.750	99.750	98.750	6.808	4.460	7.766	78.382
Lebanon / 25-05-2029	USD	1,000.00	1,000.00	6.850	100.000	99.750	100.750	99.750	6.880	4.573	7.992	83.620
Lebanon / 26-02-2030	USD	1,400.00	1,400.00	6.650	100.000	98.750	99.750	98.750	6.798	4.448	8.243	90.991
Lebanon / 22-04-2031	USD	300.00	300.00	7.000	100.000	99.550	100.950	99.550	7.050	4.701	8.643	101.460
Lebanon / 23-03-2032	USD	1,000.00	1,000.00	7.000	100.000	100.625	101.625	100.625	6.930	4.581	8.958	110.753
Lebanon / 02-11-2035	USD	600.00	600.00	7.050	100.000	98.930	99.700	98.930	7.154	4.806	10.050	145.865
Lebanon / 23-03-2037	USD	750.00	750.00	7.250	100.000	100.500	101.500	100.500	7.201	4.852	10.247	156.050
TOTAL PUBLIC SECTOR EUROBONDS		30,495.011	27,067.04									

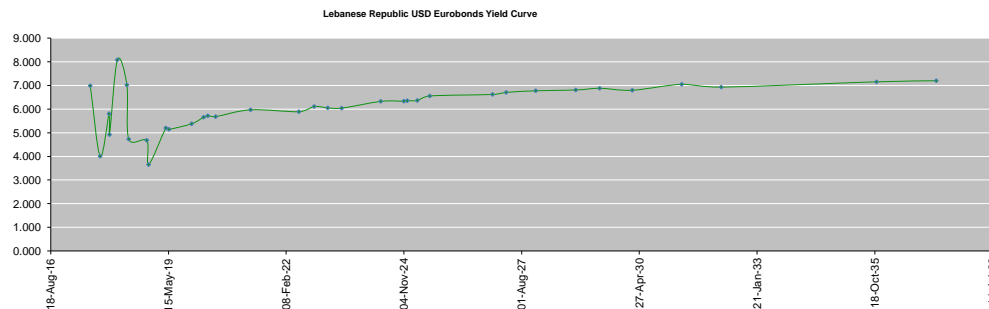
EURO CDS
Not Available

MATURITY	SIZE MM	TYPE	COUPON	Issue P.	BID \$	Ask \$	MID. P	YIELD	SPREAD	DURATION	CONVEXITY
BANK MED S.A.L/14-12-2017	USD 500	Euro CD	5.38	99.46	101.73	101.77	101.73	1.42	0.28	0.44	0.38
BANK BYBLOS S.A.L/21-06-2021	USD 300	Note	7	100	101.96	102.31	101.96	6.43	4.50	3.42	14.22

World Yields in Native Terms	0/N	3 Months	6 Months	9 Months	1 Year	2 Years	3 Years	5 Years	7 Years	10 Years	30 Years
EUR	-	-0.78	-0.76	-0.67	-0.68	-0.60	-0.52	-0.24	0.04	0.47	1.27
U.S.A	-	1.03	1.14	--	1.25	1.41	1.58	1.93	2.19	2.35	2.86
U.K	-	0.21	0.29	--	0.32	0.33	0.41	0.67	0.92	1.26	1.88
Japan	-	-0.07	-0.09	-0.09	-0.12	-0.12	-0.09	-0.07	0.00	0.08	0.86

Libor	USD	EUR	JPY	GBP
1 Months	1.23	-0.40	-0.02	0.25
2 Months	1.25	-0.39	0.00	0.27
3 Months	1.30	-0.37	0.00	0.30
6 Months	1.46	-0.31	0.02	0.46
1 Year	1.75	-0.19	0.12	0.68

Spot Rates	Bid	Ask
Lebanese Pound	1504.00	1509.00
Euro	1.13	1.1350
British Sterling Pound	1.29	1.2931
Japanese Yen	113.22	113.2700
Gold	1224.28	1225.28



Disclaimer: The Capital Markets Authority (CMA) publishes reports for general information purposes only. However, under no circumstances the CMA will accept any responsibility or liability in connection with the use of the information provided in these reports or on this website.

Contact us by email: research@cma.gov.lb