

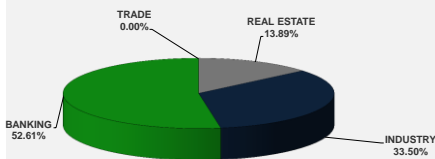
LISTED COMPANIES	LISTED SHARES	MARKET CAP.	TOTAL ORDINARY SHARES	PREFERRED SHARES	PREFERRED SHARES ISSUE PRICE	TOTAL MARKET CAP.	CUR.	TRADED VOLUME	TRADED VALUE	CLOSING PRICE	OPEN PRICE	HIGH PRICE	LOW PRICE	PREVIOUS PRICE
	(MM)	(MM \$)	(MM)	(MM)	USD	(MM \$)								
SOLIDERE A	100.00	761.00	100.00			761.00	USD	34,510	264,465	7.61	7.74	7.74	7.59	7.70
SOLIDERE B	65.00	495.95	65.00			495.95	USD	2,396	18,287	7.63	7.80	7.80	7.61	7.66
BQ.LIB. POUR LE COMMERCE	51.03	50.52	152.70			151.17	USD	-	-	0.99	-	-	-	0.99
BQ.LIB. POUR LE COMMERCE PEF. "B"	0.55	55.00		0.55		55.00	USD	-	-	100.00	-	-	-	100.00
BQ.LIB. POUR LE COMMERCE PEF. "C"	0.35	35.00		0.35		35.00	USD	-	-	100.00	-	-	-	100.00
BQ.LIB. POUR LE COMMERCE PEF. "D"	0.75	75.00		0.75		75.00	USD	-	-	100.00	-	-	-	100.00
BANQUE AUDI	399.75	2478.45	399.75			2478.45	USD	-	-	6.20	-	-	-	6.20
BANQUE AUDI GDR	116.24	714.86				714.86	USD	-	-	6.15	-	-	-	6.15
BANQUE AUDI PREFERRED "G"	1.50	150.30		1.50	100.00	150.30	USD	160	16,032	100.20	100.20	100.20	100.20	100.10
BANQUE AUDI PREFERRED "H"	0.75	75.38		0.75	100.00	75.38	USD	-	-	100.50	-	-	-	100.50
BANQUE AUDI PREFERRED "I"	2.50	252.50		2.50	100.00	252.50	USD	-	-	101.00	-	-	-	101.00
BANK OF BEIRUT	16.82	316.26	50.47			948.79	USD	-	-	18.80	-	-	-	18.80
BANK OF BEIRUT PRIORITY	4.76	100.00				100.00	USD	-	-	21.00	-	-	-	21.00
BANK OF BEIRUT PREFERRED SHARES "H"	5.40	136.35		5.40	25.00	136.35	USD	1,400	35,350	25.25	25.25	25.25	25.25	25.18
BANK OF BEIRUT PREFERRED SHARES "I"	5.00	126.25		5.00	25.00	126.25	USD	2,000	50,500	25.25	25.25	25.25	25.25	25.15
BANK OF BEIRUT PREFERRED SHARES "J"	3.00	75.45		3.00	25.00	75.45	USD	-	-	25.15	-	-	-	25.15
BANK OF BEIRUT PREFERRED SHARES "K"	4.00	100.60		4.00	25.00	100.60	USD	-	-	25.15	-	-	-	25.15
BYBLOS BANK	565.52	916.13	565.52			916.13	USD	897	1,453	1.62	1.62	1.62	1.62	1.63
BYBLOS BANK GDR	1.31	104.73				104.73	USD	-	-	80.00	-	-	-	80.00
BYBLOS BANK PREFERRED SHARES 2008	2.00	202.20		2.00	100.00	202.20	USD	-	-	101.10	-	-	-	101.10
BYBLOS BANK PREFERRED SHARES 2009	2.00	202.20		2.00	96.00	202.20	USD	591	59,750	101.10	101.10	101.10	101.10	101.20
BQ.EUROPEENNE PR.M.O	51.40	87.38	62.00			105.40	USD	-	-	1.70	-	-	-	1.70
BQ.EUROPEENNE PR.M.O PREFERRED 20	0.35	35.00		0.35	100.00	35.00	USD	-	-	100.00	-	-	-	100.00
BLOM BANK GDR	73.90	901.53				901.53	USD	72,120	879,864	12.20	12.20	12.20	12.20	12.15
BLOM BANK	215.00	2418.75	215.00			2418.75	USD	62,610	704,363	11.25	11.25	11.25	11.25	11.23
BLOM BANK PREFERRED 2011	20.00	207.00		20.00	10.00	207.00	USD	-	-	10.35	-	-	-	10.35
RASAMNY-YOUNIS MOTORS CO	10.92	35.49	27.30			88.73	USD	-	-	3.25	-	-	-	3.25
HOLCIM Liban	19.52	243.95	19.52			243.95	USD	-	-	12.50	-	-	-	12.50
STE DES CIMENTS BLANCS B	6.00	21.48	6.00			21.48	USD	-	-	3.58	-	-	-	3.58
STE DES CIMENTS BLANCS N	3.00	4.86	3.00			4.86	USD	89,000	144,180	1.62	1.62	1.62	1.62	1.57

TOTAL EXECUTED 1,748.31 11,379.57 1,666.25 12,184.00 265,684 \$2,174,244

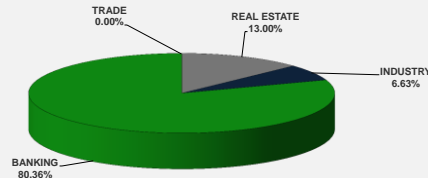
Official USD Closing 1507.5

LEBANESE GLOBAL DEPOSITARY RECEIPTS	SHARES MM	BID \$	ASK \$	MID PRICE \$	STOCK INDEX	VALUE	PREVIOUS VALUE	% OF CHANGE
BLOM BANK	73.90	12.00	12.25	12.13	MARKET VALUE WEIGHTED INDEX	83.74	84.16	-0.50%
BYBLOS BANK	1.31	77.00	0.00	77.00	NUMBER OF TRANSACTIONS	56		
AUDI BANK	116.24	6.02	6.10	6.06				

BEIRUT STOCK EXCHANGE DAILY TRADING VOLUME



BEIRUT STOCK EXCHANGE DAILY TRADING VALUE \$



Disclaimer: The Capital Markets Authority (CMA) publishes reports for general information purposes only. However, under no circumstances the CMA will accept any responsibility or liability in connection with the use of the information provided in these reports or on this website.

MATURITY	CURRENCY	ISSUED AMOUNT (MM)	OUTSTANDING AMOUNT (MM)	COUPON	ISSUE P.	BID\$	ASK\$	MID. P	YIELD	SPREAD	DURATION	CONVEXITY
Lebanon / 20-07-2017	USD	300.00	75.00	3.750	100.000	99.750	99.875	99.750	6.989	6.176	0.075	0.011
Lebanon / 12-10-2017	USD	775.00	775.00	5.000	100.000	100.000	100.500	100.000	4.938	3.875	0.248	0.123
Lebanon / 27-12-2017	USD	950.00	32.50	5.000	100.000	99.625	99.875	99.625	5.828	4.688	0.447	0.400
Lebanon / 31-12-2017	USD	2,007.51	100.38	4.000	100.000	99.688	100.438	99.688	4.677	3.533	0.458	0.420
Lebanon / 07-03-2018	USD	700.00	70.00	5.000	100.000	98.750	100.750	98.750	8.210	5.802	0.386	0.395
Lebanon / 27-05-2018	USD	200.00	20.00	5.000	100.000	98.750	100.750	98.750	7.073	5.250	0.602	0.715
Lebanon / 12-06-2018	USD	700.00	700.00	5.150	100.000	100.000	102.000	100.000	5.145	3.913	0.886	1.230
Lebanon / 12-11-2018	USD	1,025.00	1,025.00	5.150	100.000	99.920	100.170	99.920	5.207	3.981	1.264	2.242
Lebanon / 28-11-2018	EUR	445.00	445.00	5.350	100.000	101.500	102.250	101.500	4.190	4.871	1.281	2.917
Lebanon / 23-04-2019	USD	500.00	500.00	6.750	100.000	99.750	100.750	99.750	5.644	4.250	1.658	3.640
Lebanon / 20-05-2019	USD	650.00	650.00	6.000	100.000	100.625	101.625	100.625	5.636	4.243	1.724	3.900
Lebanon / 28-11-2019	USD	1,500.00	1,500.00	5.450	100.000	99.400	100.150	99.400	5.720	4.333	2.188	6.020
Lebanon / 09-03-2020	USD	1,200.00	1,200.00	6.375	100.000	101.060	101.440	101.060	5.934	4.352	2.368	7.100
Lebanon / 14-04-2020	USD	700.00	700.00	5.800	100.000	99.500	100.300	99.500	5.995	4.418	2.480	7.670
Lebanon / 19-06-2020	USD	600.00	600.00	6.150	100.000	100.250	101.250	100.250	6.054	4.475	2.645	8.610
Lebanon / 12-04-2021	USD	2,092.47	2,092.47	8.250	100.000	106.750	107.585	106.750	6.200	4.618	3.163	12.490
Lebanon / 27-05-2022	USD	500.00	500.00	6.250	100.000	99.750	100.750	99.750	6.308	4.383	4.119	20.510
Lebanon / 04-10-2022	USD	1,540.00	1,540.00	6.100	100.000	98.950	99.700	98.950	6.338	4.402	4.370	23.107
Lebanon / 27-01-2023	USD	1,100.00	1,100.00	6.000	100.000	97.970	98.460	97.970	6.441	4.507	4.514	25.100
Lebanon / 26-05-2023	USD	500.00	500.00	6.400	100.000	100.000	101.000	100.000	6.398	4.473	4.800	27.980
Lebanon / 22-04-2024	USD	700.00	700.00	6.850	100.000	100.370	100.370	100.370	6.579	4.376	5.315	34.890
Lebanon / 04-11-2024	USD	500.00	538.47	6.250	100.000	97.950	98.700	97.950	6.606	4.403	5.710	40.145
Lebanon / 03-12-2024	USD	250.00	250.00	7.000	100.000	102.700	103.300	102.700	6.532	4.328	5.694	40.148
Lebanon / 26-02-2025	USD	800.00	800.00	6.200	100.000	97.250	98.220	97.250	6.664	4.460	5.834	42.512
Lebanon / 12-06-2025	USD	800.00	800.00	6.250	100.000	97.250	99.250	97.250	6.702	4.506	6.115	46.020
Lebanon / 27-11-2026	USD	1,600.00	1,600.00	6.800	100.000	98.450	99.200	98.450	6.825	4.450	6.835	58.997
Lebanon / 23-03-2027	USD	1,250.00	1,250.00	6.850	100.000	99.380	99.870	99.380	6.937	4.561	6.855	60.612
Lebanon / 29-11-2027	USD	1,000.00	1,000.00	6.750	100.000	98.200	99.100	98.200	6.995	4.626	7.293	68.300
Lebanon / 03-11-2028	USD	500.00	893.20	6.850	100.000	97.400	97.902	97.400	6.985	4.609	7.712	77.570
Lebanon / 25-05-2029	USD	1,000.00	1,000.00	6.850	100.000	98.500	99.500	98.500	7.037	4.673	7.945	82.890
Lebanon / 26-02-2030	USD	1,400.00	1,400.00	6.850	100.000	96.530	97.790	96.530	7.069	4.692	8.169	89.792
Lebanon / 22-04-2031	USD	300.00	300.00	7.000	100.000	99.125	100.125	99.125	7.099	4.734	8.608	100.850
Lebanon / 23-03-2032	USD	1,000.00	1,000.00	7.000	100.000	98.600	99.000	98.600	7.154	4.778	8.863	109.066
Lebanon / 02-11-2035	USD	600.00	600.00	7.050	100.000	97.680	98.450	97.680	7.280	4.904	9.978	144.348
Lebanon / 23-03-2037	USD	750.00	750.00	7.250	100.000	98.950	99.200	98.950	7.350	4.975	10.137	153.616
TOTAL PUBLIC SECTOR EUROBONDS		30,496.746	27,068.78									

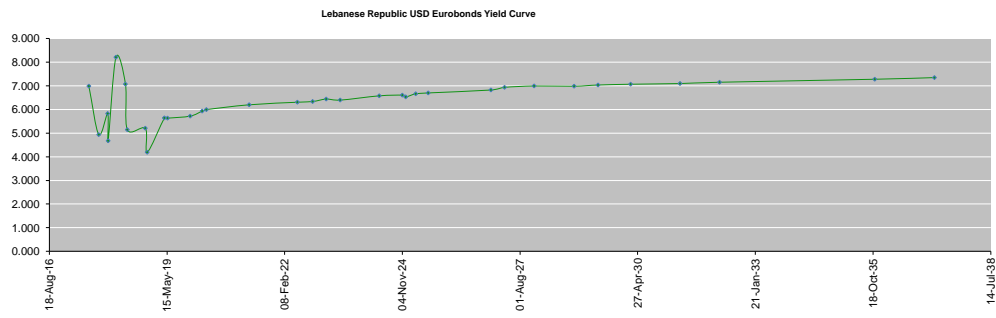
EURO CDS
Not Available

LEBANESE PRIVATE SECTOR EUROBONDS												
MATURITY	SIZE MM	TYPE	COUPON	Issue P.	BID \$	Ask \$	MID. P	YIELD	SPREAD	DURATION	CONVEXITY	
BANK MED S.A.L/14-12-2017	USD 500	Euro CD	5.38	99.46	101.66	101.70	101.66	1.43	0.29	0.42	0.36	
BANK BYBLOS S.A.L/21-06-2021	USD 300	Note	7	100	101.93	102.28	101.93	6.44	4.50	3.40	14.10	

World Yields in Native Terms	O/N	3 Months	6 Months	9 Months	1 Year	2 Years	3 Years	5 Years	7 Years	10 Years	30 Years
EUR	-	-0.78	-0.72	-0.67	-0.68	-0.61	-0.51	-0.11	0.13	0.54	1.33
U.S.A	-	1.04	1.14	-	1.22	1.39	1.58	1.93	2.20	2.37	2.92
U.K	-	0.21	0.29	-	0.29	0.29	0.38	0.66	0.91	1.27	1.91
Japan	-	-0.08	-0.10	-0.09	-0.09	-0.09	-0.06	-0.03	0.03	0.10	0.90

Libor	USD	EUR	JPY	GBP
1 Months	1.23	-0.40	-0.02	0.25
2 Months	1.26	-0.39	0.00	0.27
3 Months	1.31	-0.38	0.00	0.30
6 Months	1.47	-0.31	0.01	0.45
1 Year	1.76	-0.18	0.12	0.66

Spot Rates	Bid	Ask
Lebanese Pound	1505.70	1510.70
Euro	1.14	1.1390
British Sterling Pound	1.29	1.2881
Japanese Yen	114.18	114.1900
Gold	1210.87	1211.02



Disclaimer: The Capital Markets Authority (CMA) publishes reports for general information purposes only. However, under no circumstances the CMA will accept any responsibility or liability in connection with the use of the information provided in these reports or on this website.

Contact us by email: research@cma.gov.lb