

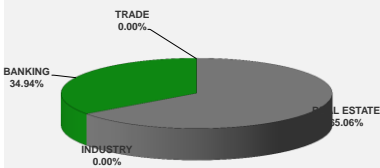
LISTED COMPANIES	LISTED SHARES	MARKET CAP.	TOTAL ORDINARY SHARES	PREFERRED SHARES	PREFERRED SHARES ISSUE PRICE	TOTAL MARKET CAP.	CUR.	TRADED VOLUME	TRADED VALUE	CLOSING PRICE	OPEN PRICE	HIGH PRICE	LOW PRICE	PREVIOUS PRICE
	(MM)	(MM \$)	(MM)	(MM)	USD	(MM \$)								
SOLIDERE A	100.00	767.00	100.00			767.00	USD	195,805	1,496,244	7.67	7.61	7.78	7.54	7.61
SOLIDERE B	65.00	490.75	65.00			490.75	USD	25,630	194,164	7.55	7.61	7.61	7.50	7.63
BQ.LIB. POUR LE COMMERCE	51.03	50.52	152.70			151.17	USD	-	-	0.99	-	-	-	0.99
BQ.LIB. POUR LE COMMERCE PEF. "B"	0.55	55.00		0.55		55.00	USD	-	-	100.00	-	-	-	100.00
BQ.LIB. POUR LE COMMERCE PEF. "C"	0.35	35.00		0.35		35.00	USD	-	-	100.00	-	-	-	100.00
BQ.LIB. POUR LE COMMERCE PEF. "D"	0.75	75.00		0.75		75.00	USD	-	-	100.00	-	-	-	100.00
BANQUE AUDI	399.75	2478.45	399.75			2478.45	USD	15,500	96,100	6.20	6.20	6.20	6.20	6.20
BANQUE AUDI GDR	116.24	714.86				714.86	USD	-	-	6.15	-	-	-	6.15
BANQUE AUDI PREFERRED "G"	1.50	150.30		1.50	100.00	150.30	USD	-	-	100.20	-	-	-	100.20
BANQUE AUDI PREFERRED "H"	0.75	75.38		0.75	100.00	75.38	USD	-	-	100.50	-	-	-	100.50
BANQUE AUDI PREFERRED "I"	2.50	252.50		2.50	100.00	252.50	USD	-	-	101.00	-	-	-	101.00
BANK OF BEIRUT	16.82	316.26	50.47			948.79	USD	-	-	18.80	-	-	-	18.80
BANK OF BEIRUT PRIORITY	4.76	100.00				100.00	USD	-	-	21.00	-	-	-	21.00
BANK OF BEIRUT PREFERRED SHARES "H"	5.40	136.35		5.40	25.00	136.35	USD	-	-	25.25	-	-	-	25.25
BANK OF BEIRUT PREFERRED SHARES "I"	5.00	126.25		5.00	25.00	126.25	USD	17,720	447,430	25.25	25.25	25.25	25.25	25.25
BANK OF BEIRUT PREFERRED SHARES "J"	3.00	75.75		3.00	25.00	75.75	USD	27,500	694,375	25.25	25.25	25.25	25.25	25.15
BANK OF BEIRUT PREFERRED SHARES "K"	4.00	101.00		4.00	25.00	101.00	USD	3,700	93,425	25.25	25.25	25.25	25.25	25.15
BYBLOS BANK	565.52	921.79	565.52			921.79	USD	1,000	1,630	1.63	1.63	1.63	1.63	1.62
BYBLOS BANK GDR	1.31	104.73				104.73	USD	-	-	80.00	-	-	-	80.00
BYBLOS BANK PREFERRED SHARES 2008	2.00	202.20		2.00	100.00	202.20	USD	-	-	101.10	-	-	-	101.10
BYBLOS BANK PREFERRED SHARES 2009	2.00	202.20		2.00	96.00	202.20	USD	18	1,820	101.10	101.10	101.10	101.10	101.10
BQ.EUROPEENNE PR.M.O	51.40	87.38	62.00			105.40	USD	-	-	1.70	-	-	-	1.70
BQ.EUROPEENNE PR.M.O PREFERRED 20	0.35	35.00		0.35	100.00	35.00	USD	-	-	100.00	-	-	-	100.00
BLOM BANK GDR	73.90	901.53				901.53	USD	18,500	225,700	12.20	12.20	12.20	12.20	12.20
BLOM BANK	215.00	2418.75	215.00			2418.75	USD	35,000	393,500	11.25	11.25	11.25	11.20	11.25
BLOM BANK PREFERRED 2011	20.00	207.00		20.00	10.00	207.00	USD	-	-	10.35	-	-	-	10.35
RASAMNY-YOUNIS MOTORS CO	10.92	35.49	27.30			88.73	USD	-	-	3.25	-	-	-	3.25
HOLCIM Liban	19.52	243.95	19.52			243.95	USD	-	-	12.50	-	-	-	12.50
STE DES CIMENTS BLANCS B	6.00	21.48	6.00			21.48	USD	-	-	3.58	-	-	-	3.58
STE DES CIMENTS BLANCS N	3.00	4.86	3.00			4.86	USD	-	-	1.62	-	-	-	1.62

TOTAL EXECUTED	1,748.31	11,386.73	1,666.25	12,191.16	340,373	\$3,644,388
-----------------------	-----------------	------------------	-----------------	------------------	----------------	--------------------

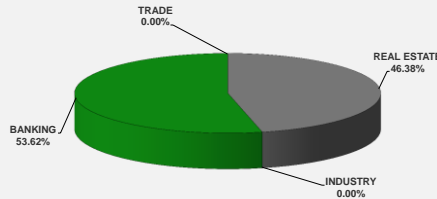
Official USD Closing 1507.5

LEBANESE GLOBAL DEPOSITARY RECEIPTS	SHARES MM	BID \$	ASK \$	MID PRICE \$	STOCK INDEX	VALUE	PREVIOUS VALUE	% OF CHANGE
BLOM BANK	73.90	12.20	12.25	12.23	MARKET VALUE WEIGHTED INDEX	83.79	83.74	0.06%
BYBLOS BANK	1.31	78.00	0.00	78.00	NUMBER OF TRANSACTIONS	93		
AUDI BANK	116.24	6.00	6.10	6.05				

BEIRUT STOCK EXCHANGE DAILY TRADING VOLUME



BEIRUT STOCK EXCHANGE DAILY TRADING VALUE \$



Disclaimer: The Capital Markets Authority (CMA) publishes reports for general information purposes only. However, under no circumstances the CMA will accept any responsibility or liability in connection with the use of the information provided in these reports or on this website.

MATURITY	CURRENCY	ISSUED AMOUNT (MM)	OUTSTANDING AMOUNT (MM)	COUPON	ISSUE P.	BID\$	ASK\$	MID. P	YIELD	SPREAD	DURATION	CONVEXITY
Lebanon / 20-07-2017	USD	300.00	75.00	3.750	100.000	99.750	99.875	99.750	6.989	6.176	0.075	0.011
Lebanon / 12-10-2017	USD	775.00	775.00	5.000	100.000	100.000	100.500	100.000	4.938	3.850	0.245	0.120
Lebanon / 27-12-2017	USD	950.00	32.50	5.000	100.000	99.625	99.875	99.625	5.832	4.681	0.444	0.395
Lebanon / 31-12-2017	USD	2,007.51	100.38	4.000	100.000	99.688	100.438	99.688	4.680	3.523	0.456	0.415
Lebanon / 07-03-2018	USD	700.00	70.00	5.000	100.000	98.750	100.750	98.750	8.233	5.800	0.383	0.392
Lebanon / 27-05-2018	USD	200.00	20.00	5.000	100.000	98.750	100.750	98.750	7.082	5.254	0.600	0.711
Lebanon / 12-06-2018	USD	700.00	700.00	5.150	100.000	100.000	102.000	100.000	5.145	3.909	0.884	1.220
Lebanon / 12-11-2018	USD	1,025.00	1,025.00	5.150	100.000	100.200	100.450	100.200	4.987	3.759	1.262	2.238
Lebanon / 28-11-2018	EUR	445.00	445.00	5.350	100.000	101.500	102.250	101.500	4.188	4.864	1.278	2.907
Lebanon / 23-04-2019	USD	500.00	500.00	6.750	100.000	99.750	100.750	99.750	5.644	4.246	1.655	3.630
Lebanon / 20-05-2019	USD	650.00	650.00	6.000	100.000	100.625	101.625	100.625	5.635	4.238	1.722	3.890
Lebanon / 28-11-2019	USD	1,500.00	1,500.00	5.450	100.000	99.400	100.100	99.400	5.720	4.329	2.185	6.006
Lebanon / 09-03-2020	USD	1,200.00	1,200.00	6.375	100.000	100.755	101.750	100.755	6.059	4.469	2.366	7.087
Lebanon / 14-04-2020	USD	700.00	700.00	5.800	100.000	99.500	100.300	99.500	5.996	4.410	2.477	7.655
Lebanon / 19-06-2020	USD	600.00	600.00	6.150	100.000	100.250	101.250	100.250	6.054	4.464	2.642	8.600
Lebanon / 12-04-2021	USD	2,092.47	2,092.47	8.250	100.000	106.875	107.875	106.875	6.163	4.572	3.161	12.480
Lebanon / 27-05-2022	USD	500.00	500.00	6.250	100.000	99.750	100.750	99.750	6.308	4.361	4.116	20.480
Lebanon / 04-10-2022	USD	1,540.00	1,540.00	6.100	100.000	98.800	99.700	98.800	6.372	4.423	4.366	23.076
Lebanon / 27-01-2023	USD	1,100.00	1,100.00	6.000	100.000	97.970	98.505	97.970	6.441	4.494	4.511	25.080
Lebanon / 26-05-2023	USD	500.00	500.00	6.400	100.000	100.000	101.000	100.000	6.398	4.451	4.798	27.960
Lebanon / 22-04-2024	USD	700.00	700.00	6.850	100.000	100.500	101.500	100.500	6.555	4.340	5.320	34.930
Lebanon / 04-11-2024	USD	500.00	538.47	6.250	100.000	98.000	99.000	98.000	6.597	4.382	5.710	40.138
Lebanon / 03-12-2024	USD	250.00	250.00	7.000	100.000	103.190	103.200	103.190	6.449	4.233	5.694	40.144
Lebanon / 26-02-2025	USD	800.00	800.00	6.200	100.000	97.650	98.400	97.650	6.596	4.380	5.836	42.526
Lebanon / 12-06-2025	USD	800.00	800.00	6.250	100.000	97.375	97.375	97.375	6.681	4.466	6.115	46.010
Lebanon / 27-11-2026	USD	1,600.00	1,600.00	6.600	100.000	98.550	99.400	98.550	6.810	4.427	6.835	58.994
Lebanon / 23-03-2027	USD	1,250.00	1,250.00	6.850	100.000	99.375	100.375	99.375	6.938	4.549	6.857	60.637
Lebanon / 29-11-2027	USD	1,000.00	1,000.00	6.750	100.000	98.870	99.130	98.870	6.903	4.516	7.298	68.360
Lebanon / 03-11-2028	USD	500.00	893.20	6.850	100.000	97.250	98.250	97.250	7.004	4.616	7.712	77.562
Lebanon / 25-05-2029	USD	1,000.00	1,000.00	6.850	100.000	98.500	99.500	98.500	7.037	4.650	7.942	82.840
Lebanon / 26-02-2030	USD	1,400.00	1,400.00	6.650	100.000	96.625	97.625	96.625	7.057	4.668	8.165	89.731
Lebanon / 22-04-2031	USD	300.00	300.00	7.000	100.000	99.125	100.125	99.125	7.099	4.711	8.605	100.800
Lebanon / 23-03-2032	USD	1,000.00	1,000.00	7.000	100.000	98.625	99.625	98.625	7.151	4.763	8.872	109.214
Lebanon / 02-11-2035	USD	600.00	600.00	7.050	100.000	98.000	99.000	98.000	7.248	4.859	9.995	144.708
Lebanon / 23-03-2037	USD	750.00	750.00	7.250	100.000	98.750	99.750	98.750	7.370	4.982	10.142	153.752
TOTAL PUBLIC SECTOR EUROBONDS		30,497.592	27,069.62									

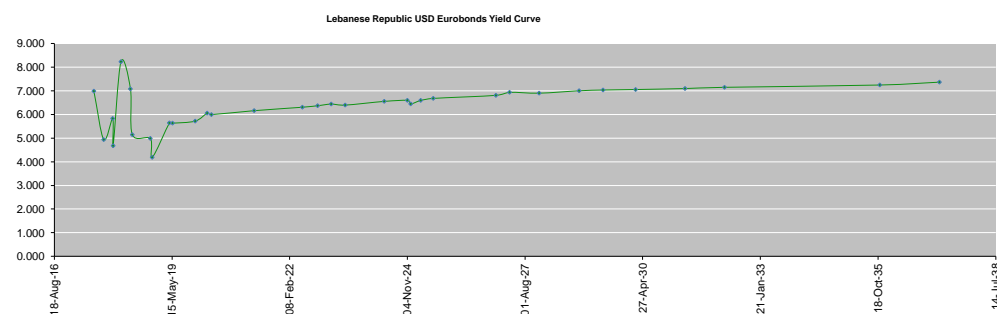
EURO CDS
Not Available

LEBANESE PRIVATE SECTOR EUROBONDS												
MATURITY	SIZE MM	TYPE	COUPON	Issue P.	BID \$	Ask \$	MID. P	YIELD	SPREAD	DURATION		CONVEXITY
BANK MED S.A.L/14-12-2017	USD 500	Euro CD	5.38	99.46	101.65	101.69	101.65	1.42	0.29	0.42		0.35
BANK BYBLOS S.A.L/21-06-2021	USD 300	Note	7	100	101.91	102.25	101.91	6.44	4.50	3.40		14.08

World Yields in Native Terms	O/N	3 Months	6 Months	9 Months	1 Year	2 Years	3 Years	5 Years	7 Years	10 Years	30 Years
EUR	-	-0.80	-0.74	-0.68	-0.68	-0.60	-0.49	-0.08	0.16	0.56	1.37
U.S.A	-	1.06	1.15	--	1.22	1.40	1.59	1.95	2.21	2.39	2.94
U.K	-	0.21	0.27	--	0.32	0.31	0.40	0.68	0.93	1.29	1.91
Japan	-	-0.07	-0.08	-0.07	-0.09	-0.10	-0.06	-0.04	0.03	0.10	0.91

Libor	USD	EUR	JPY	GBP
1 Months	1.22	-0.41	-0.03	0.25
2 Months	1.26	-0.39	-0.01	0.27
3 Months	1.30	-0.37	-0.01	0.30
6 Months	1.46	-0.31	0.01	0.45
1 Year	1.75	-0.18	0.12	0.65

Spot Rates	Bid	Ask
Lebanese Pound	1505.00	1511.00
Euro	1.14	1.1411
British Sterling Pound	1.29	1.2896
Japanese Yen	114.32	114.3600
Gold	1211.22	1211.38



Disclaimer: The Capital Markets Authority (CMA) publishes reports for general information purposes only. However, under no circumstances the CMA will accept any responsibility or liability in connection with the use of the information provided in these reports or on this website.

Contact us by email: research@cma.gov.lb