

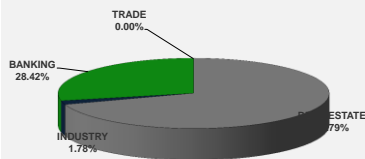
LISTED COMPANIES	LISTED SHARES	MARKET CAP.	TOTAL ORDINARY SHARES	PREFERRED SHARES	PREFERRED SHARES ISSUE PRICE	TOTAL MARKET CAP.	CUR.	TRADED VOLUME	TRADED VALUE	CLOSING PRICE	OPEN PRICE	HIGH PRICE	LOW PRICE	PREVIOUS PRICE
	(MM)	(MM \$)	(MM)	(MM)	USD	(MM \$)								
SOLIDERE A	100.00	790.00	100.00			790.00	USD	170,148	1,329,571	7.90	7.63	8.13	7.63	7.85
SOLIDERE B	65.00	499.20	65.00			499.20	USD	4,433	33,989	7.68	7.70	7.75	7.46	7.54
BQ.LIB. POUR LE COMMERCE	51.03	50.52	152.70			151.17	USD	-	-	0.99	-	-	-	0.99
BQ.LIB. POUR LE COMMERCE PEF. "B"	0.55	55.00		0.55		55.00	USD	-	-	100.00	-	-	-	100.00
BQ.LIB. POUR LE COMMERCE PEF. "C"	0.35	35.00		0.35		35.00	USD	-	-	100.00	-	-	-	100.00
BQ.LIB. POUR LE COMMERCE PEF. "D"	0.75	75.00		0.75		75.00	USD	-	-	100.00	-	-	-	100.00
BANQUE AUDI	399.75	2478.45	399.75			2478.45	USD	-	-	6.20	-	-	-	6.20
BANQUE AUDI GDR	116.24	718.35				718.35	USD	19,311	118,748	6.18	6.01	6.18	6.00	6.00
BANQUE AUDI PREFERRED "G"	1.50	150.45		1.50	100.00	150.45	USD	1,100	110,330	100.30	100.30	100.30	100.30	100.20
BANQUE AUDI PREFERRED "H"	0.75	75.38		0.75	100.00	75.38	USD	-	-	100.50	-	-	-	100.50
BANQUE AUDI PREFERRED "I"	2.50	252.50		2.50	100.00	252.50	USD	-	-	101.00	-	-	-	101.00
BANK OF BEIRUT	16.82	316.26	50.47			948.79	USD	-	-	18.80	-	-	-	18.80
BANK OF BEIRUT PRIORITY	4.76	100.00				100.00	USD	-	-	21.00	-	-	-	21.00
BANK OF BEIRUT PREFERRED SHARES "H"	5.40	136.35		5.40	25.00	136.35	USD	828	20,907	25.25	25.25	25.25	25.25	25.25
BANK OF BEIRUT PREFERRED SHARES "I"	5.00	126.25		5.00	25.00	126.25	USD	-	-	25.25	-	-	-	25.25
BANK OF BEIRUT PREFERRED SHARES "J"	3.00	75.75		3.00	25.00	75.75	USD	-	-	25.25	-	-	-	25.25
BANK OF BEIRUT PREFERRED SHARES "K"	4.00	101.00		4.00	25.00	101.00	USD	-	-	25.25	-	-	-	25.25
BYBLOS BANK	565.52	933.10	565.52			933.10	USD	1,500	2,475	1.65	1.65	1.65	1.65	1.63
BYBLOS BANK GDR	1.31	104.73				104.73	USD	-	-	80.00	-	-	-	80.00
BYBLOS BANK PREFERRED SHARES 2008	2.00	202.20		2.00	100.00	202.20	USD	-	-	101.10	-	-	-	101.10
BYBLOS BANK PREFERRED SHARES 2009	2.00	202.20		2.00	96.00	202.20	USD	-	-	101.10	-	-	-	101.10
BQ.EUROPEENNE PR.M.O	51.40	84.30	62.00			101.68	USD	-	-	1.64	-	-	-	1.64
BQ.EUROPEENNE PR.M.O PREFERRED 20	0.35	35.00		0.35	100.00	35.00	USD	-	-	100.00	-	-	-	100.00
BLOM BANK GDR	73.90	905.23				905.23	USD	40,554	496,737	12.25	12.25	12.25	12.20	12.31
BLOM BANK	215.00	2418.75	215.00			2418.75	USD	7,805	87,806	11.25	11.25	11.25	11.25	11.26
BLOM BANK PREFERRED 2011	20.00	207.00		20.00	10.00	207.00	USD	-	-	10.35	-	-	-	10.35
RASAMNY-YOUNIS MOTORS CO	10.92	35.49	27.30			88.73	USD	-	-	3.25	-	-	-	3.25
HOLCIM Liban	19.52	273.42	19.52			273.42	USD	4,464	62,527	14.01	13.99	14.20	13.99	12.50
STE DES CIMENTS BLANCS B	6.00	21.48	6.00			21.48	USD	-	-	3.58	-	-	-	3.58
STE DES CIMENTS BLANCS N	3.00	4.86	3.00			4.86	USD	-	-	1.62	-	-	-	1.62

TOTAL EXECUTED 1,748.31 11,463.21 1,666.25 12,267.00 250,143 \$2,263,090

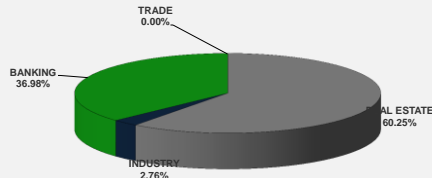
Official USD Closing 1507.5

LEBANESE GLOBAL DEPOSITARY RECEIPTS	SHARES MM	BID \$	ASK \$	MID PRICE \$	STOCK INDEX	VALUE	PREVIOUS VALUE	% OF CHANGE
BLOM BANK	73.90	12.25	12.30	12.28	MARKET VALUE WEIGHTED INDEX	85.25	84.56	0.81%
BYBLOS BANK	1.31	78.00	0.00	78.00	NUMBER OF TRANSACTIONS	69		
AUDI BANK	116.24	6.00	6.18	6.09				

BEIRUT STOCK EXCHANGE DAILY TRADING VOLUME



BEIRUT STOCK EXCHANGE DAILY TRADING VALUE \$



Disclaimer: The Capital Markets Authority (CMA) publishes reports for general information purposes only. However, under no circumstances the CMA will accept any responsibility or liability in connection with the use of the information provided in these reports or on this website.

MATURITY	CURRENCY	ISSUED AMOUNT (MM)	OUTSTANDING AMOUNT (MM)	COUPON	ISSUE P.	BID\$	ASK\$	MID. P	YIELD	SPREAD	DURATION	CONVEXITY
Lebanon / 20-07-2017	USD	300.00	75.00	3.750	100.000	99.750	99.875	99.750	6.989	6.176	0.075	0.011
Lebanon / 12-10-2017	USD	775.00	775.00	5.000	100.000	100.000	100.500	100.000	4.933	3.861	0.228	0.104
Lebanon / 27-12-2017	USD	950.00	32.50	5.000	100.000	99.625	99.875	99.625	5.859	4.729	0.428	0.367
Lebanon / 31-12-2017	USD	2,007.51	100.38	4.000	100.000	99.688	100.438	99.688	4.702	3.564	0.440	0.387
Lebanon / 07-03-2018	USD	700.00	70.00	5.000	100.000	98.750	100.750	98.750	8.376	5.874	0.366	0.372
Lebanon / 27-05-2018	USD	200.00	20.00	5.000	100.000	98.750	100.750	98.750	7.138	5.304	0.583	0.684
Lebanon / 12-06-2018	USD	700.00	700.00	5.150	100.000	100.250	102.250	100.250	4.856	3.645	0.869	1.190
Lebanon / 12-11-2018	USD	1,025.00	1,025.00	5.150	100.000	100.380	100.620	100.380	4.842	3.633	1.247	2.193
Lebanon / 28-11-2018	EUR	445.00	445.00	5.350	100.000	101.750	102.500	101.750	3.986	4.665	1.265	2.863
Lebanon / 23-04-2019	USD	500.00	500.00	6.750	100.000	100.050	101.050	100.050	5.464	4.113	1.640	3.570
Lebanon / 20-05-2019	USD	650.00	650.00	6.000	100.000	101.200	102.000	101.200	5.300	3.946	1.708	3.840
Lebanon / 28-11-2019	USD	1,500.00	1,500.00	5.450	100.000	99.450	100.150	99.450	5.699	4.346	2.169	5.929
Lebanon / 09-03-2020	USD	1,200.00	1,200.00	6.375	100.000	101.560	101.940	101.560	5.726	4.188	2.353	7.019
Lebanon / 14-04-2020	USD	700.00	700.00	5.800	100.000	99.650	100.550	99.650	5.936	4.400	2.462	7.575
Lebanon / 19-06-2020	USD	600.00	600.00	6.150	100.000	100.625	101.625	100.625	5.911	4.376	2.628	8.520
Lebanon / 12-04-2021	USD	2,092.47	2,092.47	8.250	100.000	107.000	107.879	107.000	6.118	4.580	3.146	12.370
Lebanon / 27-05-2022	USD	500.00	500.00	6.250	100.000	99.875	100.875	99.875	6.278	4.428	4.101	20.350
Lebanon / 04-10-2022	USD	1,540.00	1,540.00	6.100	100.000	98.670	99.570	98.670	6.403	4.551	4.349	22.917
Lebanon / 27-01-2023	USD	1,100.00	1,100.00	6.000	100.000	98.300	98.800	98.300	6.370	4.522	4.498	24.950
Lebanon / 26-05-2023	USD	500.00	500.00	6.400	100.000	100.100	101.100	100.100	6.377	4.527	4.782	27.800
Lebanon / 22-04-2024	USD	700.00	700.00	6.850	100.000	100.875	101.125	100.875	6.486	4.370	5.304	34.760
Lebanon / 04-11-2024	USD	500.00	538.47	6.250	100.000	98.880	99.620	98.880	6.443	4.327	5.704	40.054
Lebanon / 03-12-2024	USD	250.00	250.00	7.000	100.000	103.350	103.800	103.350	6.421	4.307	5.683	40.007
Lebanon / 26-02-2025	USD	800.00	800.00	6.200	100.000	98.250	99.050	98.250	6.494	4.380	5.828	42.428
Lebanon / 12-06-2025	USD	800.00	800.00	6.250	100.000	98.250	100.250	98.250	6.536	4.398	6.111	45.950
Lebanon / 27-11-2026	USD	1,600.00	1,600.00	6.800	100.000	99.100	100.000	99.100	6.730	4.422	6.829	58.900
Lebanon / 23-03-2027	USD	1,250.00	1,250.00	6.850	100.000	100.510	100.990	100.510	6.775	4.465	6.858	60.629
Lebanon / 29-11-2027	USD	1,000.00	1,000.00	6.750	100.000	99.400	99.500	99.400	6.830	4.521	7.291	68.240
Lebanon / 03-11-2028	USD	500.00	893.20	6.850	100.000	98.300	98.650	98.300	6.867	4.555	7.713	77.557
Lebanon / 25-05-2029	USD	1,000.00	1,000.00	6.850	100.000	99.500	100.500	99.500	6.911	4.598	7.951	82.960
Lebanon / 26-02-2030	USD	1,400.00	1,400.00	6.850	100.000	97.550	98.450	97.550	6.944	4.635	8.174	89.848
Lebanon / 22-04-2031	USD	300.00	300.00	7.000	100.000	99.500	100.500	99.500	7.056	4.744	8.601	100.710
Lebanon / 23-03-2032	USD	1,000.00	1,000.00	7.000	100.000	99.700	100.000	99.700	7.032	4.722	8.880	109.356
Lebanon / 02-11-2035	USD	600.00	600.00	7.050	100.000	98.550	99.200	98.550	7.192	4.879	9.996	144.734
Lebanon / 23-03-2037	USD	750.00	750.00	7.250	100.000	100.100	100.150	100.100	7.239	4.929	10.169	154.373
TOTAL PUBLIC SECTOR EUROBONDS		30,500.217	27,072.25									

EURO CDS

Not Available

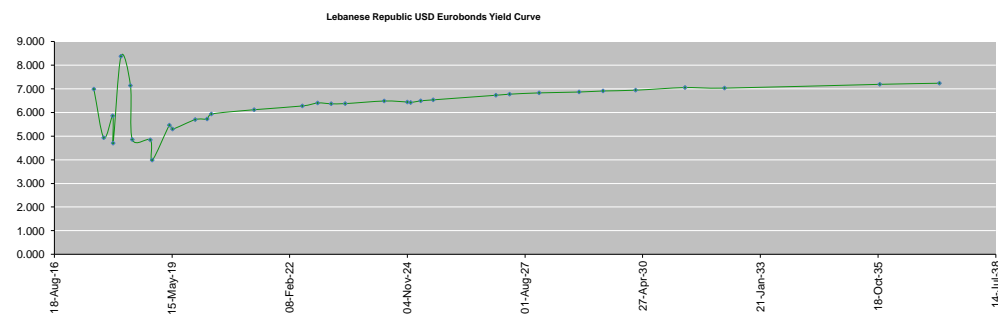
LEBANESE PRIVATE SECTOR EUROBONDS

MATURITY	SIZE MM	TYPE	COUPON	Issue P.	BID \$	Ask \$	MID. P	YIELD	SPREAD	DURATION	CONVEXITY
BANK MED S.A.L/14-12-2017	USD 500	Euro CD	5.38	99.46	101.59	101.63	101.59	1.42	0.31	0.40	0.33
BANK BYBLOS S.A.L/21-06-2021	USD 300	Note	7	100	102.23	102.57	102.23	6.35	4.50	3.39	13.98

World Yields in Native Terms	O/N	3 Months	6 Months	9 Months	1 Year	2 Years	3 Years	5 Years	7 Years	10 Years	30 Years
EUR	-	-0.76	-0.70	-0.69	-0.67	-0.62	-0.52	-0.11	0.12	0.58	1.31
U.S.A	-	1.04	1.13	--	1.20	1.35	1.53	1.85	2.12	2.31	2.90
U.K	-	0.21	0.27	--	0.30	0.29	0.37	0.65	0.91	1.27	1.89
Japan	-	0.00	-0.10	-0.09	-0.11	-0.11	-0.07	-0.05	0.01	0.08	0.87

Libor	USD	EUR	JPY	GBP
1 Months	1.23	-0.40	-0.03	0.25
2 Months	1.26	-0.39	-0.01	0.27
3 Months	1.30	-0.38	-0.01	0.29
6 Months	1.46	-0.30	0.01	0.44
1 Year	1.74	-0.18	0.12	0.65

Spot Rates	Bid	Ask
Lebanese Pound	1505.60	1510.60
Euro	1.15	1.1467
British Sterling Pound	1.31	1.3076
Japanese Yen	112.37	112.4000
Gold	1234.16	1234.30



Disclaimer: The Capital Markets Authority (CMA) publishes reports for general information purposes only. However, under no circumstances the CMA will accept any responsibility or liability in connection with the use of the information provided in these reports or on this website.

Contact us by email: research@cma.gov.lb