

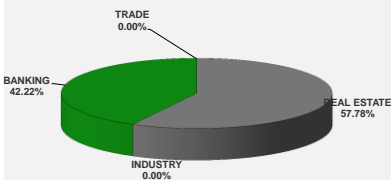
LISTED COMPANIES	LISTED SHARES	MARKET CAP.	TOTAL ORDINARY SHARES	PREFERRED SHARES	PREFERRED SHARES ISSUE PRICE	TOTAL MARKET CAP.	CUR.	TRADED VOLUME	TRADED VALUE	CLOSING PRICE	OPEN PRICE	HIGH PRICE	LOW PRICE	PREVIOUS PRICE
	(MM)	(MM \$)	(MM)	(MM)	USD	(MM \$)								
SOLIDERE A	100.00	779.00	100.00			779.00	USD	99,647	787,014	7.79	8.19	8.19	7.75	8.11
SOLIDERE B	65.00	517.40	65.00			517.40	USD	24,731	196,478	7.96	7.99	8.00	7.70	7.93
BQ.LIB. POUR LE COMMERCE	51.03	50.52	152.70			151.17	USD	-	-	0.99	-	-	-	0.99
BQ.LIB. POUR LE COMMERCE PEF. "B"	0.55	55.00		0.55		55.00	USD	-	-	100.00	-	-	-	100.00
BQ.LIB. POUR LE COMMERCE PEF. "C"	0.35	35.00		0.35		35.00	USD	-	-	100.00	-	-	-	100.00
BQ.LIB. POUR LE COMMERCE PEF. "D"	0.75	75.00		0.75		75.00	USD	-	-	100.00	-	-	-	100.00
BANQUE AUDI	399.75	2402.49	399.75			2402.49	USD	-	-	6.01	-	-	-	6.01
BANQUE AUDI GDR	116.24	709.05				709.05	USD	-	-	6.10	-	-	-	6.10
BANQUE AUDI PREFERRED "G"	1.50	150.45		1.50	100.00	150.45	USD	-	-	100.30	-	-	-	100.30
BANQUE AUDI PREFERRED "H"	0.75	75.38		0.75	100.00	75.38	USD	-	-	100.50	-	-	-	100.50
BANQUE AUDI PREFERRED "I"	2.50	252.50		2.50	100.00	252.50	USD	-	-	101.00	-	-	-	101.00
BANK OF BEIRUT	16.82	316.26	50.47			948.79	USD	-	-	18.80	-	-	-	18.80
BANK OF BEIRUT PRIORITY	4.76	100.00				100.00	USD	-	-	21.00	-	-	-	21.00
BANK OF BEIRUT PREFERRED SHARES "H"	5.40	136.35		5.40	25.00	136.35	USD	-	-	25.25	-	-	-	25.25
BANK OF BEIRUT PREFERRED SHARES "I"	5.00	126.25		5.00	25.00	126.25	USD	22,650	571,913	25.25	25.25	25.25	25.25	25.25
BANK OF BEIRUT PREFERRED SHARES "J"	3.00	75.75		3.00	25.00	75.75	USD	-	-	25.25	-	-	-	25.25
BANK OF BEIRUT PREFERRED SHARES "K"	4.00	101.00		4.00	25.00	101.00	USD	-	-	25.25	-	-	-	25.25
BYBLOS BANK	565.52	910.48	565.52			910.48	USD	40,000	64,440	1.61	1.62	1.62	1.61	1.62
BYBLOS BANK GDR	1.31	104.73				104.73	USD	-	-	80.00	-	-	-	80.00
BYBLOS BANK PREFERRED SHARES 2008	2.00	202.20		2.00	100.00	202.20	USD	-	-	101.10	-	-	-	101.10
BYBLOS BANK PREFERRED SHARES 2009	2.00	202.20		2.00	96.00	202.20	USD	-	-	101.10	-	-	-	101.10
BQ.EUROPEENNE PR.M.O	51.40	84.30	62.00			101.68	USD	-	-	1.64	-	-	-	1.64
BQ.EUROPEENNE PR.M.O PREFERRED 20	0.35	35.00		0.35	100.00	35.00	USD	-	-	100.00	-	-	-	100.00
BLOM BANK GDR	73.90	903.75				903.75	USD	28,219	345,768	12.23	12.25	12.30	12.15	12.30
BLOM BANK	215.00	2429.50	215.00			2429.50	USD	-	-	11.30	-	-	-	11.30
BLOM BANK PREFERRED 2011	20.00	207.00		20.00	10.00	207.00	USD	-	-	10.35	-	-	-	10.35
RASAMNY-YOUNIS MOTORS CO	10.92	35.49	27.30			88.73	USD	-	-	3.25	-	-	-	3.25
HOLCIM Liban	19.52	273.42	19.52			273.42	USD	-	-	14.01	-	-	-	14.01
STE DES CIMENTS BLANCS B	6.00	21.48	6.00			21.48	USD	-	-	3.58	-	-	-	3.58
STE DES CIMENTS BLANCS N	3.00	4.86	3.00			4.86	USD	-	-	1.62	-	-	-	1.62

TOTAL EXECUTED	1,748.31	11,371.81	1,666.25	12,175.60	215,247	\$1,965,613
-----------------------	-----------------	------------------	-----------------	------------------	----------------	--------------------

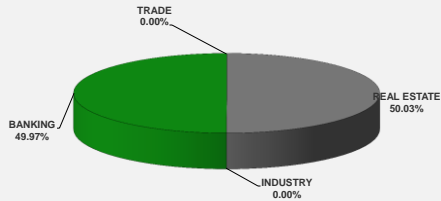
Official USD Closing 1507.5

LEBANESE GLOBAL DEPOSITARY RECEIPTS	SHARES MM	BID \$	ASK \$	MID PRICE \$	STOCK INDEX	VALUE	PREVIOUS VALUE	% OF CHANGE
BLOM BANK	73.90	12.15	12.25	12.20	MARKET VALUE WEIGHTED INDEX	85.31	86.71	-1.61%
BYBLOS BANK	1.31	77.00	0.00	77.00	NUMBER OF TRANSACTIONS	66		
AUDI BANK	116.24	6.01	6.10	6.06				

BEIRUT STOCK EXCHANGE DAILY TRADING VOLUME



BEIRUT STOCK EXCHANGE DAILY TRADING VALUE \$



Disclaimer: The Capital Markets Authority (CMA) publishes reports for general information purposes only. However, under no circumstances the CMA will accept any responsibility or liability in connection with the use of the information provided in these reports or on this website.

MATURITY	CURRENCY	ISSUED AMOUNT (MM)	OUTSTANDING AMOUNT (MM)	COUPON	ISSUE P.	BIDS	ASKS	MID. P	YIELD	SPREAD	DURATION	CONVEXITY
Lebanon / 20-07-2017	USD	300.00	#N/A *The record could not be found	3.750	100.000	#N/A *The record could not be found	#N/A *The record could not be found	#N/A *The record could not be found	#N/A *The record could not be found	#VALUE!	#N/A *The record could not be found	#N/A *The record could not be found
Lebanon / 12-10-2017	USD	775.00	775.00	5.000	100.000	100.250	100.500	100.250	3.752	2.543	0.210	0.088
Lebanon / 27-12-2017	USD	950.00	32.50	5.000	100.000	99.625	99.875	99.625	5.892	4.768	0.410	0.336
Lebanon / 31-12-2017	USD	2,007.51	100.38	4.000	100.000	99.688	100.438	99.688	4.730	3.594	0.421	0.354
Lebanon / 07-03-2018	USD	700.00	70.00	5.000	100.000	98.750	100.750	98.750	8.561	5.944	0.347	0.349
Lebanon / 27-05-2018	USD	200.00	20.00	5.000	100.000	98.750	100.750	98.750	7.207	5.316	0.564	0.653
Lebanon / 12-06-2018	USD	700.00	700.00	5.150	100.000	100.250	102.250	100.250	4.849	3.619	0.850	1.140
Lebanon / 12-11-2018	USD	1,025.00	1,025.00	5.150	100.000	100.371	100.629	100.371	4.845	3.610	1.228	2.137
Lebanon / 28-11-2018	EUR	445.00	445.00	5.350	100.000	101.750	102.500	101.750	3.967	4.645	1.247	2.800
Lebanon / 23-04-2019	USD	500.00	500.00	6.750	100.000	99.250	100.250	99.250	5.953	4.595	1.617	3.480
Lebanon / 20-05-2019	USD	650.00	650.00	6.000	100.000	100.125	101.125	100.125	5.920	4.563	1.684	3.740
Lebanon / 28-11-2019	USD	1,500.00	1,500.00	5.450	100.000	99.950	100.250	99.950	5.469	4.115	2.152	5.847
Lebanon / 09-03-2020	USD	1,200.00	1,200.00	6.375	100.000	101.750	102.450	101.750	5.644	4.134	2.336	6.933
Lebanon / 14-04-2020	USD	700.00	700.00	5.800	100.000	99.800	100.700	99.800	5.877	4.372	2.444	7.478
Lebanon / 19-06-2020	USD	600.00	600.00	6.150	100.000	100.250	101.250	100.250	6.052	4.548	2.607	8.390
Lebanon / 12-04-2021	USD	2,092.47	2,092.47	8.250	100.000	107.070	108.014	107.070	6.088	4.582	3.128	12.250
Lebanon / 27-05-2022	USD	500.00	500.00	6.250	100.000	100.000	101.000	100.000	6.247	4.438	4.083	20.200
Lebanon / 04-10-2022	USD	1,540.00	1,540.00	6.100	100.000	99.400	100.200	99.400	6.236	4.423	4.337	22.798
Lebanon / 27-01-2023	USD	1,100.00	1,100.00	6.000	100.000	98.820	99.300	98.820	6.257	4.445	4.485	24.820
Lebanon / 26-05-2023	USD	500.00	500.00	6.400	100.000	100.000	101.000	100.000	6.398	4.588	4.763	27.600
Lebanon / 22-04-2024	USD	700.00	700.00	6.850	100.000	101.040	101.375	101.040	6.455	4.392	5.287	34.570
Lebanon / 04-11-2024	USD	500.00	538.47	6.250	100.000	98.880	99.620	98.880	6.443	4.380	5.685	39.830
Lebanon / 03-12-2024	USD	250.00	250.00	7.000	100.000	103.400	103.850	103.400	6.411	4.347	5.665	39.793
Lebanon / 26-02-2025	USD	800.00	800.00	6.200	100.000	98.457	99.150	98.457	6.459	4.399	5.812	42.223
Lebanon / 12-06-2025	USD	800.00	800.00	6.250	100.000	98.625	100.625	98.625	6.474	4.421	6.097	45.770
Lebanon / 27-11-2026	USD	1,600.00	1,600.00	6.800	100.000	99.550	100.350	99.550	6.664	4.420	6.817	58.726
Lebanon / 23-03-2027	USD	1,250.00	1,250.00	6.850	100.000	100.630	101.120	100.630	6.758	4.510	6.841	60.393
Lebanon / 29-11-2027	USD	1,000.00	1,000.00	6.750	100.000	99.750	100.000	99.750	6.782	4.535	7.281	68.080
Lebanon / 03-11-2028	USD	500.00	893.20	6.850	100.000	98.380	98.750	98.380	6.857	4.609	7.696	77.289
Lebanon / 25-05-2029	USD	1,000.00	1,000.00	6.850	100.000	99.750	100.750	99.750	6.880	4.647	7.938	82.740
Lebanon / 26-02-2030	USD	1,400.00	1,400.00	6.850	100.000	97.730	99.050	97.730	6.922	4.676	8.166	89.703
Lebanon / 22-04-2031	USD	300.00	300.00	7.000	100.000	100.250	101.250	100.250	6.970	4.735	8.604	100.770
Lebanon / 23-03-2032	USD	1,000.00	1,000.00	7.000	100.000	100.200	100.400	100.200	6.977	4.730	8.876	109.281
Lebanon / 02-11-2035	USD	600.00	600.00	7.050	100.000	98.930	99.640	98.930	7.154	4.908	9.995	144.736
Lebanon / 23-03-2037	USD	750.00	750.00	7.250	100.000	100.380	100.990	100.380	7.212	4.966	10.178	154.588
TOTAL PUBLIC SECTOR EUROBONDS		30,508.583	#VALUE!									

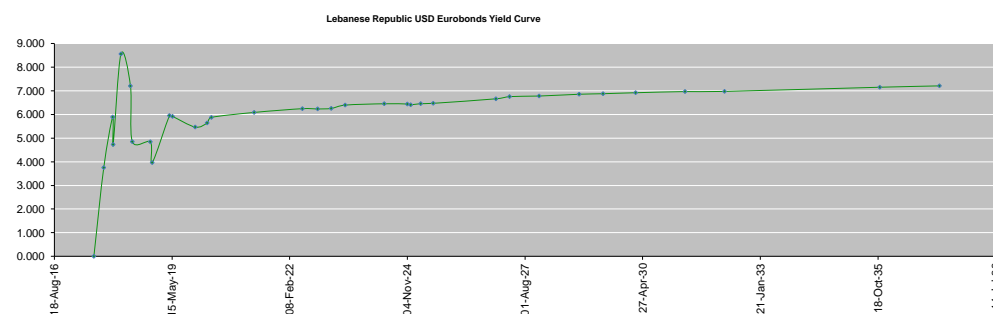
EURO CDS
Not Available

MATURITY	SIZE MM	TYPE	COUPON	Issue P.	BID \$	Ask \$	MID. P	YIELD	SPREAD	DURATION	CONVEXITY
BANK MED S.A.L/14-12-2017	USD 500	Euro CD	5.38	99.46	101.53	101.57	101.53	1.37	0.27	0.38	0.30
BANK BYBLOS S.A.L/21-06-2021	USD 300	Note	7	100	102.35	102.69	102.35	6.31	4.50	3.37	13.85

World Yields in Native Terms	O/N	3 Months	6 Months	9 Months	1 Year	2 Years	3 Years	5 Years	7 Years	10 Years	30 Years
EUR	-	-0.76	-0.70	-0.69	-0.68	-0.66	-0.56	-0.19	0.05	0.50	1.27
U.S.A	-	1.17	1.12	--	1.22	1.36	1.50	1.81	2.06	2.24	2.82
U.K	-	0.20	0.25	--	0.31	0.27	0.33	0.58	0.84	1.19	1.83
Japan	-	-0.11	-0.12	-0.10	-0.10	-0.11	-0.08	-0.07	-0.01	0.07	0.87

Libor	USD	EUR	JPY	GBP
1 Months	1.23	-0.40	-0.03	0.25
2 Months	1.26	-0.39	-0.01	0.27
3 Months	1.31	-0.38	-0.01	0.29
6 Months	1.45	-0.30	0.01	0.42
1 Year	1.74	-0.19	0.12	0.63

Spot Rates	Bid	Ask
Lebanese Pound	1505.70	1510.70
Euro	1.17	1.1658
British Sterling Pound	1.30	1.3034
Japanese Yen	110.78	110.8100
Gold	1258.11	1258.90



Disclaimer: The Capital Markets Authority (CMA) publishes reports for general information purposes only. However, under no circumstances the CMA will accept any responsibility or liability in connection with the use of the information provided in these reports or on this website.

Contact us by email: research@cma.gov.lb