

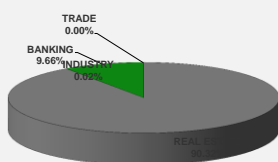
LISTED COMPANIES	LISTED SHARES	MARKET CAP.	TOTAL ORDINARY SHARES	PREFERRED SHARES	PREFERRED SHARES ISSUE PRICE	TOTAL MARKET CAP.	CUR.	TRADED VOLUME	TRADED VALUE	CLOSING PRICE	OPEN PRICE	HIGH PRICE	LOW PRICE	PREVIOUS PRICE
	(MM)	(MM \$)	(MM)	(MM)	USD	(MM \$)								
SOLIDERE A	100.00	775.00	100.00			775.00	USD	102,605	794,388	7.75	7.80	7.80	7.61	7.83
SOLIDERE B	65.00	489.45	65.00			489.45	USD	2,574	19,561	7.53	7.67	7.68	7.52	7.80
BQ.LIB. POUR LE COMMERCE	51.03	50.52	152.70			151.17	USD	-	-	0.99	-	-	-	0.99
BQ.LIB. POUR LE COMMERCE PEF. "B"	0.55	55.00		0.55		55.00	USD	-	-	100.00	-	-	-	100.00
BQ.LIB. POUR LE COMMERCE PEF. "C"	0.35	35.00		0.35		35.00	USD	-	-	100.00	-	-	-	100.00
BQ.LIB. POUR LE COMMERCE PEF. "D"	0.75	75.00		0.75		75.00	USD	-	-	100.00	-	-	-	100.00
BANQUE AUDI	399.75	2414.49	399.75			2414.49	USD	-	-	6.04	-	-	-	6.04
BANQUE AUDI GDR	116.24	709.05				709.05	USD	9,747	59,487	6.10	6.10	6.16	6.10	6.10
BANQUE AUDI PREFERRED "G"	1.50	150.45		1.50	100.00	150.45	USD	-	-	100.30	-	-	-	100.30
BANQUE AUDI PREFERRED "H"	0.75	75.38		0.75	100.00	75.38	USD	-	-	100.50	-	-	-	100.50
BANQUE AUDI PREFERRED "I"	2.50	252.75		2.50	100.00	252.75	USD	-	-	101.10	-	-	-	101.10
BANK OF BEIRUT	16.82	316.26	50.47			948.79	USD	-	-	18.80	-	-	-	18.80
BANK OF BEIRUT PRIORITY	4.76	100.00				100.00	USD	-	-	21.00	-	-	-	21.00
BANK OF BEIRUT PREFERRED SHARES "H"	5.40	136.35		5.40	25.00	136.35	USD	-	-	25.25	-	-	-	25.25
BANK OF BEIRUT PREFERRED SHARES "I"	5.00	126.25		5.00	25.00	126.25	USD	-	-	25.25	-	-	-	25.25
BANK OF BEIRUT PREFERRED SHARES "J"	3.00	75.75		3.00	25.00	75.75	USD	-	-	25.25	-	-	-	25.25
BANK OF BEIRUT PREFERRED SHARES "K"	4.00	101.00		4.00	25.00	101.00	USD	-	-	25.25	-	-	-	25.25
BYBLOS BANK	565.52	927.44	565.52			927.44	USD	-	-	1.64	-	-	-	1.64
BYBLOS BANK GDR	1.31	104.73				104.73	USD	-	-	80.00	-	-	-	80.00
BYBLOS BANK PREFERRED SHARES 2008	2.00	202.20		2.00	100.00	202.20	USD	-	-	101.10	-	-	-	101.10
BYBLOS BANK PREFERRED SHARES 2009	2.00	202.00		2.00	96.00	202.00	USD	500	50,500	101.00	101.00	101.00	101.00	101.10
BQ.EUROPEENNE PR.M.O	51.40	84.30	62.00			101.68	USD	-	-	1.64	-	-	-	1.64
BQ.EUROPEENNE PR.M.O PREFERRED 20	0.35	35.00		0.35	100.00	35.00	USD	-	-	100.00	-	-	-	100.00
BLOM BANK GDR	73.90	908.92				908.92	USD	-	-	12.30	-	-	-	12.30
BLOM BANK	215.00	2423.05	215.00			2423.05	USD	1,000	11,270	11.27	11.27	11.27	11.27	11.30
RASAMNY-YOUNIS MOTORS CO	10.92	35.49	27.30			88.73	USD	-	-	3.25	-	-	-	3.25
HOLCIM Liban	19.52	227.36	19.52			227.36	USD	27	315	11.65	11.65	11.65	11.65	13.00
STE DES CIMENTS BLANCS B	6.00	21.48	6.00			21.48	USD	-	-	3.58	-	-	-	3.58
STE DES CIMENTS BLANCS N	3.00	4.86	3.00			4.86	USD	-	-	1.62	-	-	-	1.62

<b>TOTAL EXECUTED</b>	<b>1,728.31</b>	<b>11,114.53</b>	<b>1,666.25</b>	<b>11,918.32</b>	<b>116,453</b>	<b>\$935,521</b>
Official USD Closing	1507.5					

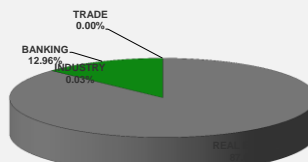
LEBANESE GLOBAL DEPOSITARY RECEIPTS	SHARES MM	BID \$	ASK \$	MID PRICE \$
BLOM BANK	73.90	12.25	12.35	12.30
BYBLOS BANK	1.31	77.00	0.00	77.00
AUDI BANK	116.24	6.03	6.09	6.06

STOCK INDEX	VALUE	PREVIOUS VALUE	% OF CHANGE
MARKET VALUE WEIGHTED INDEX	83.91	85.11	-1.41%
NUMBER OF TRANSACTIONS	52		

BEIRUT STOCK EXCHANGE DAILY TRADING VOLUME



BEIRUT STOCK EXCHANGE DAILY TRADING VALUE \$



**Disclaimer:** The Capital Markets Authority (CMA) publishes reports for general information purposes only. However, under no circumstances the CMA will accept any responsibility or liability in connection with the use of the information provided in these reports or on this website.

MATURITY	CURRENCY	ISSUED AMMOUNT (MM)	OUTSTANDING AMOUNT (MM)	COUPON	ISSUE P.	BID\$	ASK\$	MID. P	YIELD	SPREAD	DURATION	CONVEXITY
Lebanon / 12-10-2017	USD	775.00	775.00	5.000	100.000	100.100	100.400	100.100	4.406	3.333	0.190	0.073
Lebanon / 27-12-2017	USD	950.00	32.50	5.000	100.000	99.625	99.875	99.625	5.930	4.802	0.391	0.306
Lebanon / 31-12-2017	USD	2,007.51	100.38	4.000	100.000	99.688	100.438	99.688	4.761	3.618	0.402	0.323
Lebanon / 07-03-2018	USD	700.00	70.00	5.000	100.000	98.750	100.750	98.750	8.767	6.004	0.329	0.327
Lebanon / 27-05-2018	USD	200.00	20.00	5.000	100.000	98.750	100.750	98.750	7.281	5.370	0.545	0.622
Lebanon / 12-06-2018	USD	700.00	700.00	5.150	100.000	100.500	102.500	100.500	4.542	3.326	0.832	1.110
Lebanon / 12-11-2018	USD	1,025.00	1,025.00	5.150	100.000	100.530	100.770	100.530	4.711	3.480	1.210	2.084
Lebanon / 28-11-2018	EUR	445.00	445.00	5.350	100.000	102.000	103.000	102.000	3.752	4.433	1.229	2.745
Lebanon / 23-04-2019	USD	500.00	500.00	6.750	100.000	99.750	100.750	99.750	5.648	4.297	1.601	3.420
Lebanon / 20-05-2019	USD	650.00	650.00	6.000	100.000	100.960	102.290	100.960	5.426	4.071	1.670	3.690
Lebanon / 28-11-2019	USD	1,500.00	1,500.00	5.450	100.000	99.650	101.000	99.650	5.609	4.250	2.134	5.763
Lebanon / 09-03-2020	USD	1,200.00	1,200.00	6.375	100.000	102.060	102.440	102.060	5.511	3.991	2.318	6.841
Lebanon / 14-04-2020	USD	700.00	700.00	5.800	100.000	100.000	100.750	100.000	5.796	4.281	2.426	7.381
Lebanon / 19-06-2020	USD	600.00	600.00	6.150	100.000	100.500	101.500	100.500	5.955	4.441	2.590	8.300
Lebanon / 12-04-2021	USD	2,092.47	2,092.47	8.250	100.000	107.068	107.409	107.068	6.079	4.561	3.107	12.110
Lebanon / 27-05-2022	USD	500.00	500.00	6.250	100.000	100.125	101.125	100.125	6.217	4.379	4.066	20.040
Lebanon / 04-10-2022	USD	1,540.00	1,540.00	6.100	100.000	99.500	100.950	99.500	6.213	4.365	4.321	22.659
Lebanon / 27-01-2023	USD	1,100.00	1,100.00	6.000	100.000	98.745	99.130	98.745	6.274	4.433	4.600	25.380
Lebanon / 26-05-2023	USD	500.00	500.00	6.400	100.000	100.000	101.000	100.000	6.398	4.559	4.744	27.420
Lebanon / 22-04-2024	USD	700.00	700.00	6.650	100.000	101.250	101.570	101.250	6.416	4.297	5.271	34.390
Lebanon / 04-11-2024	USD	500.00	538.47	6.250	100.000	99.250	99.750	99.250	6.379	4.256	5.669	39.642
Lebanon / 03-12-2024	USD	250.00	250.00	7.000	100.000	103.375	104.250	103.375	6.414	4.294	5.648	39.598
Lebanon / 26-02-2025	USD	800.00	800.00	6.200	100.000	98.750	99.300	98.750	6.410	4.290	5.796	42.029
Lebanon / 12-06-2025	USD	800.00	800.00	6.250	100.000	98.875	100.875	98.875	6.433	4.318	6.082	45.570
Lebanon / 27-11-2026	USD	1,600.00	1,600.00	6.600	100.000	99.750	101.150	99.750	6.635	4.329	6.807	58.575
Lebanon / 23-03-2027	USD	1,250.00	1,250.00	6.850	100.000	101.260	101.490	101.260	6.669	4.368	6.832	60.252
Lebanon / 29-11-2027	USD	1,000.00	1,000.00	6.750	100.000	100.120	100.270	100.120	6.732	4.430	7.269	67.890
Lebanon / 03-11-2028	USD	500.00	893.20	6.650	100.000	98.500	99.000	98.500	6.841	4.540	7.681	77.054
Lebanon / 25-05-2029	USD	1,000.00	1,000.00	6.850	100.000	99.250	100.250	99.250	6.942	4.639	7.907	82.250
Lebanon / 26-02-2030	USD	1,400.00	1,400.00	6.650	100.000	98.550	99.250	98.550	6.823	4.524	8.161	89.609
Lebanon / 22-04-2031	USD	300.00	300.00	7.000	100.000	99.750	100.750	99.750	7.027	4.723	8.571	100.180
Lebanon / 23-03-2032	USD	1,000.00	1,000.00	7.000	100.000	100.010	100.490	100.010	6.998	4.697	8.856	108.908
Lebanon / 02-11-2035	USD	600.00	600.00	7.050	100.000	99.500	101.000	99.500	7.098	4.788	10.019	145.253
Lebanon / 23-03-2037	USD	750.00	750.00	7.250	100.000	100.510	100.990	100.510	7.200	4.897	10.162	154.267
<b>TOTAL PUBLIC SECTOR EUROBONDS</b>		<b>30,215.525</b>		<b>#REF!</b>								

EURO CDS
Not Available

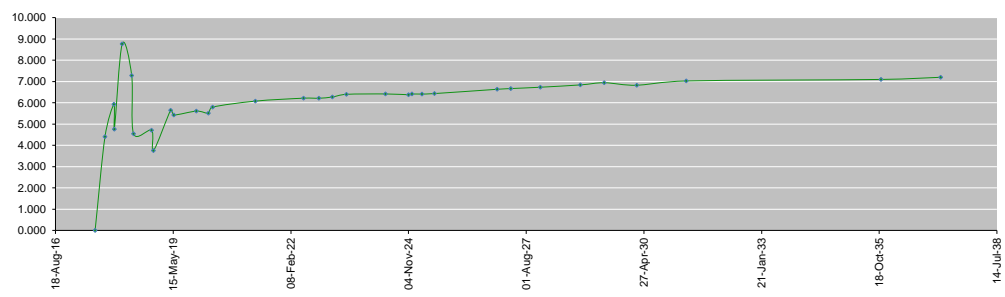
MATURITY	SIZE MM	TYPE	COUPON	Issue P.	BID \$	Ask \$	MID. P	YIELD	SPREAD	DURATION	CONVEXITY
BANK MED S.A.L/14-12-2017	USD 500	Euro CD	5.38	99.46	101.44	101.48	101.44	1.38	0.24	0.36	0.26
BANK BYBLOS S.A.L/21-06-2021	USD 300	Note	7	100	102.22	102.57	102.22	6.34	4.50	3.35	13.71

World Yields in Native Terms	O/N	3 Months	6 Months	9 Months	1 Year	2 Years	3 Years	5 Years	7 Years	10 Years	30 Years
EUR	-	-0.74	-0.69	-0.66	-0.67	-0.67	-0.59	-0.18	0.07	0.53	1.28
U.S.A	-	1.09	1.15	--	1.23	1.36	1.52	1.85	2.13	2.31	2.91
U.K	-	0.19	0.25	--	0.33	0.29	0.34	0.61	0.87	1.24	1.87
Japan	-	-0.11	-0.12	-0.11	-0.11	-0.11	-0.07	-0.06	0.01	0.08	0.88

Libor	USD	EUR	JPY	GBP
1 Months	1.23	-0.40	-0.03	0.25
2 Months	1.26	-0.39	-0.03	0.27
3 Months	1.31	-0.38	-0.02	0.29
6 Months	1.46	-0.30	0.01	0.42
1 Year	1.73	-0.19	0.11	0.62

Spot Rates	Bid	Ask
Lebanese Pound	1505.70	1510.70
Euro	1.18	1.1812
British Sterling Pound	1.32	1.3211
Japanese Yen	110.48	110.5000
Gold	1266.64	1266.76

Lebanese Republic USD Eurobonds Yield Curve



**Disclaimer:** The Capital Markets Authority (CMA) publishes reports for general information purposes only. However, under no circumstances the CMA will accept any responsibility or liability in connection with the use of the information provided in these reports or on this website.

Contact us by email: [research@cma.gov.lb](mailto:research@cma.gov.lb)