

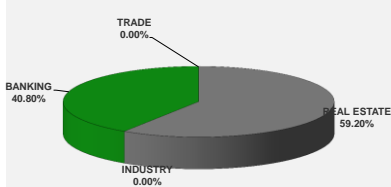
LISTED COMPANIES	LISTED SHARES	MARKET CAP.	TOTAL ORDINARY SHARES	PREFERRED SHARES	PREFERRED SHARES ISSUE PRICE	TOTAL MARKET CAP.	CUR.	TRADED VOLUME	TRADED VALUE	CLOSING PRICE	OPEN PRICE	HIGH PRICE	LOW PRICE	PREVIOUS PRICE
	(MM)	(MM \$)	(MM)	(MM)	USD	(MM \$)								
SOLIDERE A	100.00	788.00	100.00			788.00	USD	13,280	104,493	7.88	7.90	7.91	7.65	7.85
SOLIDERE B	65.00	503.75	65.00			503.75	USD	45,300	350,838	7.75	7.50	7.88	7.42	7.74
BQ.LIB. POUR LE COMMERCE	51.03	50.52	152.70			151.17	USD	-	-	0.99	-	-	-	0.99
BQ.LIB. POUR LE COMMERCE PEF. "B"	0.55	55.00		0.55		55.00	USD	-	-	100.00	-	-	-	100.00
BQ.LIB. POUR LE COMMERCE PEF. "C"	0.35	35.00		0.35		35.00	USD	-	-	100.00	-	-	-	100.00
BQ.LIB. POUR LE COMMERCE PEF. "D"	0.75	75.00		0.75		75.00	USD	-	-	100.00	-	-	-	100.00
BANQUE AUDI	399.75	2398.50	399.75			2398.50	USD	5,500	33,000	6.00	6.00	6.00	6.00	6.00
BANQUE AUDI GDR	116.24	697.43				697.43	USD	16,800	100,800	6.00	6.00	6.00	6.00	6.09
BANQUE AUDI PREFERRED "G"	1.50	150.45		1.50	100.00	150.45	USD	200	20,060	100.30	100.30	100.30	100.30	100.30
BANQUE AUDI PREFERRED "H"	0.75	75.38		0.75	100.00	75.38	USD	-	-	100.50	-	-	-	100.50
BANQUE AUDI PREFERRED "I"	2.50	252.75		2.50	100.00	252.75	USD	-	-	101.10	-	-	-	101.10
BANK OF BEIRUT	16.82	316.26	50.47			948.79	USD	-	-	18.80	-	-	-	18.80
BANK OF BEIRUT PRIORITY	4.76	100.00				100.00	USD	-	-	21.00	-	-	-	21.00
BANK OF BEIRUT PREFERRED SHARES "H"	5.40	136.35		5.40	25.00	136.35	USD	-	-	25.25	-	-	-	25.25
BANK OF BEIRUT PREFERRED SHARES "I"	5.00	126.25		5.00	25.00	126.25	USD	-	-	25.25	-	-	-	25.25
BANK OF BEIRUT PREFERRED SHARES "J"	3.00	75.90		3.00	25.00	75.90	USD	2,000	50,600	25.30	25.30	25.30	25.30	25.25
BANK OF BEIRUT PREFERRED SHARES "K"	4.00	101.00		4.00	25.00	101.00	USD	-	-	25.25	-	-	-	25.25
BYBLOS BANK	565.52	904.82	565.52			904.82	USD	2,667	4,267	1.60	1.60	1.60	1.60	1.60
BYBLOS BANK GDR	1.31	104.73				104.73	USD	-	-	80.00	-	-	-	80.00
BYBLOS BANK PREFERRED SHARES 2008	2.00	204.00		2.00	100.00	204.00	USD	-	-	102.00	-	-	-	102.00
BYBLOS BANK PREFERRED SHARES 2009	2.00	204.00		2.00	96.00	204.00	USD	-	-	102.00	-	-	-	102.00
BQ.EUROPEENNE PR.M.O	51.40	84.30	62.00			101.68	USD	-	-	1.64	-	-	-	1.64
BQ.EUROPEENNE PR.M.O PREFERRED 20	0.35	35.00		0.35	100.00	35.00	USD	-	-	100.00	-	-	-	100.00
BLOM BANK GDR	73.90	916.31				916.31	USD	5,400	66,956	12.40	12.39	12.40	12.39	12.40
BLOM BANK	215.00	2440.25	215.00			2440.25	USD	7,800	88,530	11.35	11.35	11.35	11.35	11.35
RASAMNY-YOUNIS MOTORS CO	10.92	35.49	27.30			88.73	USD	-	-	3.25	-	-	-	3.25
HOLCIM Liban	19.52	228.34	19.52			228.34	USD	-	-	11.70	-	-	-	11.70
STE DES CIMENTS BLANCS B	6.00	21.00	6.00			21.00	USD	-	-	3.50	-	-	-	3.50
STE DES CIMENTS BLANCS N	3.00	4.86	3.00			4.86	USD	-	-	1.62	-	-	-	1.62

TOTAL EXECUTED	1,728.31	11,120.63	1,666.25	11,924.42	98,947	\$819,544
Official USD Closing	1507.5					

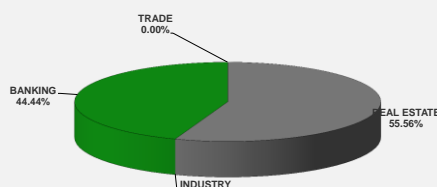
LEBANESE GLOBAL DEPOSITARY RECEIPTS	SHARES MM	BID \$	ASK \$	MID PRICE \$
BLOM BANK	73.90	12.20	12.25	12.23
BYBLOS BANK	1.31	77.00	0.00	77.00
AUDI BANK	116.24	5.91	6.00	5.96

STOCK INDEX	VALUE	PREVIOUS VALUE	% OF CHANGE
MARKET VALUE WEIGHTED INDEX	85.39	85.26	0.15%
NUMBER OF TRANSACTIONS	33		

BEIRUT STOCK EXCHANGE DAILY TRADING VOLUME



BEIRUT STOCK EXCHANGE DAILY TRADING VALUE \$



Disclaimer: The Capital Markets Authority (CMA) publishes reports for general information purposes only. However, under no circumstances the CMA will accept any responsibility or liability in connection with the use of the information provided in these reports or on this website.

MATURITY	CURRENCY	ISSUED AMMOUNT (MM)	OUTSTANDING AMOUNT (MM)	COUPON	ISSUE P.	BID\$	ASK\$	MID. P	YIELD	SPREAD	DURATION	CONVEXITY
Lebanon / 12-10-2017	USD	775.00	775.00	5.000	100.000	100.100	100.400	100.100	4.344	3.299	0.171	0.059
Lebanon / 27-12-2017	USD	950.00	32.50	5.000	100.000	99.708	99.745	99.708	5.750	4.594	0.373	0.278
Lebanon / 31-12-2017	USD	2,007.51	100.38	4.000	100.000	99.688	100.438	99.688	4.796	3.640	0.383	0.294
Lebanon / 07-03-2018	USD	700.00	70.00	5.000	100.000	98.750	100.750	98.750	8.999	6.067	0.310	0.305
Lebanon / 27-05-2018	USD	200.00	20.00	5.000	100.000	98.750	100.750	98.750	7.361	5.398	0.526	0.593
Lebanon / 12-06-2018	USD	700.00	700.00	5.150	100.000	100.375	102.375	100.375	4.681	3.457	0.812	1.070
Lebanon / 12-11-2018	USD	1,025.00	1,025.00	5.150	100.000	100.521	100.778	100.521	4.712	3.489	1.191	2.029
Lebanon / 28-11-2018	EUR	445.00	445.00	5.350	100.000	101.380	103.370	101.380	4.219	4.893	1.210	2.678
Lebanon / 23-04-2019	USD	500.00	500.00	6.750	100.000	100.125	102.125	100.125	5.417	4.060	1.586	3.370
Lebanon / 20-05-2019	USD	650.00	650.00	6.000	100.000	101.300	102.000	101.300	5.219	3.862	1.652	3.620
Lebanon / 28-11-2019	USD	1,500.00	1,500.00	5.450	100.000	99.950	100.382	99.950	5.469	4.113	2.114	5.669
Lebanon / 09-03-2020	USD	1,200.00	1,200.00	6.375	100.000	101.800	102.300	101.800	5.614	4.100	2.298	6.738
Lebanon / 14-04-2020	USD	700.00	700.00	5.800	100.000	99.750	101.150	99.750	5.898	4.388	2.407	7.283
Lebanon / 19-06-2020	USD	600.00	600.00	6.150	100.000	100.625	101.625	100.625	5.906	4.396	2.572	8.190
Lebanon / 12-04-2021	USD	2,092.47	2,092.47	8.250	100.000	107.100	107.900	107.100	6.060	4.550	3.091	12.000
Lebanon / 27-05-2022	USD	500.00	500.00	6.250	100.000	100.250	101.250	100.250	6.186	4.367	4.048	19.890
Lebanon / 04-10-2022	USD	1,540.00	1,540.00	6.100	100.000	99.300	100.190	99.300	6.260	4.441	4.298	22.450
Lebanon / 27-01-2023	USD	1,100.00	1,100.00	6.000	100.000	98.745	99.315	98.745	6.274	4.460	4.582	25.200
Lebanon / 26-05-2023	USD	500.00	500.00	6.400	100.000	100.500	101.500	100.500	6.293	4.474	4.730	27.280
Lebanon / 22-04-2024	USD	700.00	700.00	6.650	100.000	100.750	101.250	100.750	6.508	4.427	5.247	34.130
Lebanon / 04-11-2024	USD	500.00	538.47	6.250	100.000	98.500	99.250	98.500	6.511	4.433	5.642	39.331
Lebanon / 03-12-2024	USD	250.00	250.00	7.000	100.000	102.850	103.688	102.850	6.502	4.423	5.623	39.301
Lebanon / 26-02-2025	USD	800.00	800.00	6.200	100.000	98.600	99.300	98.600	6.437	4.358	5.776	41.790
Lebanon / 12-06-2025	USD	800.00	800.00	6.250	100.000	98.375	100.375	98.375	6.516	4.435	6.056	45.250
Lebanon / 27-11-2026	USD	1,600.00	1,600.00	6.600	100.000	99.650	100.350	99.650	6.649	4.388	6.780	58.208
Lebanon / 23-03-2027	USD	1,250.00	1,250.00	6.850	100.000	100.750	101.750	100.750	6.741	4.476	6.811	59.955
Lebanon / 29-11-2027	USD	1,000.00	1,000.00	6.750	100.000	99.750	100.100	99.750	6.782	4.520	7.244	67.530
Lebanon / 03-11-2028	USD	500.00	893.20	6.650	100.000	97.800	98.250	97.800	6.933	4.671	7.646	76.506
Lebanon / 25-05-2029	USD	1,000.00	1,000.00	6.850	100.000	99.500	100.500	99.500	6.911	4.648	7.895	82.040
Lebanon / 26-02-2030	USD	1,400.00	1,400.00	6.650	100.000	98.250	99.250	98.250	6.860	4.594	8.138	89.227
Lebanon / 22-04-2031	USD	300.00	300.00	7.000	100.000	100.125	101.125	100.125	6.984	4.719	8.563	100.040
Lebanon / 23-03-2032	USD	1,000.00	1,000.00	7.000	100.000	99.850	100.100	99.850	7.015	4.753	8.828	108.403
Lebanon / 02-11-2035	USD	600.00	600.00	7.050	100.000	98.930	99.450	98.930	7.155	4.891	9.953	143.879
Lebanon / 23-03-2037	USD	750.00	750.00	7.250	100.000	99.750	100.750	99.750	7.273	5.007	10.119	153.336
TOTAL PUBLIC SECTOR EUROBONDS		30,215.703	27,012.73									

EURO CDS
Not Available

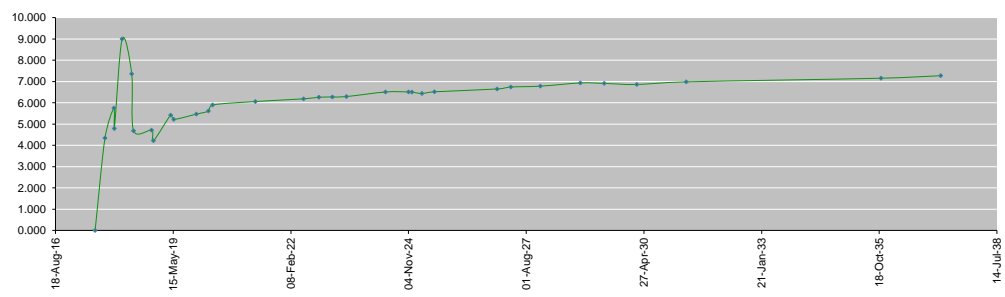
LEBANESE PRIVATE SECTOR EUROBONDS												
MATURITY	SIZE MM	TYPE	COUPON	Issue P.	BID \$	Ask \$	MID. P	YIELD	SPREAD	DURATION	CONVEXITY	
BANK MED S.A.L/14-12-2017	USD 500	Euro CD	5.38	99.46	101.36	101.40	101.36	1.37	0.22	0.34	0.24	
BANK BYBLOS S.A.L/21-06-2021	USD 300	Note	7	100	102.30	102.64	102.30	6.32	4.50	3.33	13.58	

World Yields in Native Terms	O/N	3 Months	6 Months	9 Months	1 Year	2 Years	3 Years	5 Years	7 Years	10 Years	30 Years
EUR	-	-0.74	-0.71	-0.67	-0.67	-0.67	-0.60	-0.23	0.01	0.46	1.21
U.S.A	-	1.05	1.16	--	1.22	1.36	1.51	1.82	2.08	2.26	2.84
U.K	-	0.19	0.21	--	0.26	0.22	0.26	0.53	0.78	1.15	1.79
Japan	-	-0.10	-0.11	-0.11	-0.11	-0.10	-0.08	-0.06	-0.01	0.07	0.88

Libor	USD	EUR	JPY	GBP
1 Months	1.23	-0.40	-0.04	0.25
2 Months	1.26	-0.38	-0.04	0.26
3 Months	1.31	-0.37	-0.02	0.28
6 Months	1.45	-0.30	0.01	0.41
1 Year	1.73	-0.19	0.11	0.61

Spot Rates	Bid	Ask
Lebanese Pound	1505.70	1510.70
Euro	1.18	1.1817
British Sterling Pound	1.30	1.3038
Japanese Yen	110.40	110.4300
Gold	1264.30	1265.05

Lebanese Republic USD Eurobonds Yield Curve



Disclaimer: The Capital Markets Authority (CMA) publishes reports for general information purposes only. However, under no circumstances the CMA will accept any responsibility or liability in connection with the use of the information provided in these reports or on this website.

Contact us by email: research@cma.gov.lb