

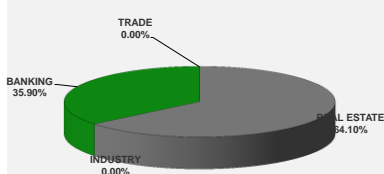
LISTED COMPANIES	LISTED SHARES	MARKET CAP.	TOTAL ORDINARY SHARES	PREFERRED SHARES	PREFERRED SHARES ISSUE PRICE	TOTAL MARKET CAP.	CUR.	TRADED VOLUME	TRADED VALUE	CLOSING PRICE	OPEN PRICE	HIGH PRICE	LOW PRICE	PREVIOUS PRICE
	(MM)	(MM \$)	(MM)	(MM)	USD	(MM \$)								
SOLIDERE A	100.00	808.00	100.00			808.00	USD	115,395	926,692	8.08	8.02	8.14	8.01	8.12
SOLIDERE B	65.00	511.55	65.00			511.55	USD	1,733	13,633	7.87	7.82	8.02	7.72	7.89
BQ.LIB. POUR LE COMMERCE	51.03	47.46	152.70			142.01	USD	-	-	0.93	-	-	-	0.93
BQ.LIB. POUR LE COMMERCE PEF. "B"	0.55	55.00		0.55		55.00	USD	-	-	100.00	-	-	-	100.00
BQ.LIB. POUR LE COMMERCE PEF. "C"	0.35	35.00		0.35		35.00	USD	-	-	100.00	-	-	-	100.00
BQ.LIB. POUR LE COMMERCE PEF. "D"	0.75	75.00		0.75		75.00	USD	-	-	100.00	-	-	-	100.00
BANQUE AUDI	399.75	2398.50	399.75			2398.50	USD	-	-	6.00	-	-	-	6.00
BANQUE AUDI GDR	116.24	697.43				697.43	USD	-	-	6.00	-	-	-	6.00
BANQUE AUDI PREFERRED "G"	1.50	150.75		1.50	100.00	150.75	USD	-	-	100.50	-	-	-	100.50
BANQUE AUDI PREFERRED "H"	0.75	75.38		0.75	100.00	75.38	USD	-	-	100.50	-	-	-	100.50
BANQUE AUDI PREFERRED "I"	2.50	253.00		2.50	100.00	253.00	USD	-	-	101.20	-	-	-	101.20
BANK OF BEIRUT	16.82	316.26	50.47			948.79	USD	-	-	18.80	-	-	-	18.80
BANK OF BEIRUT PRIORITY	4.76	100.00				100.00	USD	-	-	21.00	-	-	-	21.00
BANK OF BEIRUT PREFERRED SHARES "H"	5.40	136.62		5.40	25.00	136.62	USD	-	-	25.30	-	-	-	25.30
BANK OF BEIRUT PREFERRED SHARES "I"	5.00	126.25		5.00	25.00	126.25	USD	-	-	25.25	-	-	-	25.25
BANK OF BEIRUT PREFERRED SHARES "J"	3.00	75.90		3.00	25.00	75.90	USD	-	-	25.30	-	-	-	25.30
BANK OF BEIRUT PREFERRED SHARES "K"	4.00	101.00		4.00	25.00	101.00	USD	-	-	25.25	-	-	-	25.25
BYBLOS BANK	565.52	927.44	565.52			927.44	USD	3,000	4,920	1.64	1.64	1.64	1.64	1.61
BYBLOS BANK GDR	1.31	104.73				104.73	USD	-	-	80.00	-	-	-	80.00
BYBLOS BANK PREFERRED SHARES 2008	2.00	204.00		2.00	100.00	204.00	USD	5,000	510,000	102.00	102.00	102.00	102.00	101.00
BYBLOS BANK PREFERRED SHARES 2009	2.00	204.00		2.00	96.00	204.00	USD	-	-	102.00	-	-	-	102.00
BQ.EUROPEENNE PR.M.O	51.40	84.30	62.00			101.68	USD	-	-	1.64	-	-	-	1.64
BQ.EUROPEENNE PR.M.O PREFERRED 20	0.35	35.00		0.35	100.00	35.00	USD	500	50,000	100.00	100.00	100.00	100.00	100.00
BLOM BANK GDR	73.90	917.79				917.79	USD	44,000	546,600	12.42	12.45	12.45	12.40	12.40
BLOM BANK	215.00	2451.00	215.00			2451.00	USD	13,100	149,340	11.40	11.40	11.40	11.40	11.40
RASAMNY-YOUNIS MOTORS CO	10.92	35.49	27.30			88.73	USD	-	-	3.25	-	-	-	3.25
HOLCIM Liban	19.52	239.27	19.52			239.27	USD	-	-	12.26	-	-	-	12.26
STE DES CIMENTS BLANCS B	6.00	23.10	6.00			23.10	USD	-	-	3.85	-	-	-	3.85
STE DES CIMENTS BLANCS N	3.00	5.46	3.00			5.46	USD	-	-	1.82	-	-	-	1.82

TOTAL EXECUTED	1,728.31	11,194.67	1,666.25	11,992.36	182,728	\$2,201,185
Official USD Closing	1507.5					

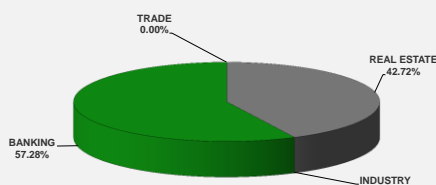
LEBANESE GLOBAL DEPOSITARY RECEIPTS	SHARES MM	BID \$	ASK \$	MID PRICE \$
BLOM BANK	73.90	12.15	12.50	12.33
BYBLOS BANK	1.31	77.00	0.00	77.00
AUDI BANK	116.24	5.91	6.00	5.96

STOCK INDEX	VALUE	PREVIOUS VALUE	% OF CHANGE
MARKET VALUE WEIGHTED INDEX	86.80	86.90	-0.12%
NUMBER OF TRANSACTIONS	33		

BEIRUT STOCK EXCHANGE DAILY TRADING VOLUME



BEIRUT STOCK EXCHANGE DAILY TRADING VALUE \$



Disclaimer: The Capital Markets Authority (CMA) publishes reports for general information purposes only. However, under no circumstances the CMA will accept any responsibility or liability in connection with the use of the information provided in these reports or on this website.

MATURITY	CURRENCY	ISSUED AMMOUNT (MM)	OUTSTANDING AMOUNT (MM)	COUPON	ISSUE P.	BID\$	ASK\$	MID. P	YIELD	SPREAD	DURATION	CONVEXITY
Lebanon / 12-10-2017	USD	775.00	775.00	5.000	100.000	100.250	101.330	100.250	0.000	0.000	0.000	0.000
Lebanon / 27-12-2017	USD	950.00	32.50	5.000	100.000	99.829	99.861	99.829	5.480	4.473	0.325	0.211
Lebanon / 31-12-2017	USD	2,007.51	100.38	4.000	100.000	100.000	100.500	100.000	3.974	2.962	0.335	0.225
Lebanon / 07-03-2018	USD	700.00	70.00	5.000	100.000	99.838	101.838	99.838	5.600	4.176	0.268	0.266
Lebanon / 27-05-2018	USD	200.00	20.00	5.000	100.000	99.828	101.828	99.828	5.339	3.987	0.484	0.533
Lebanon / 12-06-2018	USD	700.00	700.00	5.150	100.000	100.500	102.500	100.500	4.489	3.254	0.764	0.970
Lebanon / 12-11-2018	USD	1,025.00	1,025.00	5.150	100.000	100.750	100.870	100.750	4.498	3.259	1.143	1.894
Lebanon / 28-11-2018	EUR	445.00	445.00	5.350	100.000	101.750	102.750	101.750	3.875	4.581	1.162	2.517
Lebanon / 23-04-2019	USD	500.00	500.00	6.750	100.000	100.450	100.950	100.450	5.207	3.881	1.536	3.190
Lebanon / 20-05-2019	USD	650.00	650.00	6.000	100.000	101.250	101.750	101.250	5.228	3.901	1.602	3.440
Lebanon / 28-11-2019	USD	1,500.00	1,500.00	5.450	100.000	100.450	100.900	100.450	5.231	3.902	2.068	5.456
Lebanon / 09-03-2020	USD	1,200.00	1,200.00	6.375	100.000	101.800	102.500	101.800	5.601	4.137	2.250	6.498
Lebanon / 14-04-2020	USD	700.00	700.00	5.800	100.000	100.200	100.800	100.200	5.714	4.253	2.359	7.029
Lebanon / 19-06-2020	USD	600.00	600.00	6.150	100.000	101.125	101.875	101.125	5.707	4.244	2.526	7.940
Lebanon / 12-04-2021	USD	2,092.47	2,092.47	8.250	100.000	107.036	107.371	107.036	6.054	4.582	3.040	11.670
Lebanon / 27-05-2022	USD	500.00	500.00	6.250	100.000	99.875	100.875	99.875	6.278	4.516	3.996	19.450
Lebanon / 04-10-2022	USD	1,540.00	1,540.00	6.100	100.000	99.200	100.190	99.200	6.285	4.518	4.249	22.007
Lebanon / 27-01-2023	USD	1,100.00	1,100.00	6.000	100.000	97.960	98.700	97.960	6.451	4.680	4.527	24.680
Lebanon / 26-05-2023	USD	500.00	500.00	6.400	100.000	100.125	101.125	100.125	6.371	4.609	4.678	26.760
Lebanon / 22-04-2024	USD	700.00	700.00	6.650	100.000	100.620	100.750	100.620	6.531	4.520	5.195	33.570
Lebanon / 04-11-2024	USD	500.00	538.47	6.250	100.000	98.500	98.630	98.500	6.513	4.500	5.589	38.718
Lebanon / 03-12-2024	USD	250.00	250.00	7.000	100.000	102.550	102.950	102.550	6.551	4.539	5.568	38.665
Lebanon / 26-02-2025	USD	800.00	800.00	6.200	100.000	97.826	98.450	97.826	6.572	4.566	5.897	42.379
Lebanon / 12-06-2025	USD	800.00	800.00	6.250	100.000	97.875	99.875	97.875	6.601	4.597	6.001	44.560
Lebanon / 27-11-2026	USD	1,600.00	1,600.00	6.600	100.000	98.850	100.250	98.850	6.767	4.580	6.724	57.428
Lebanon / 23-03-2027	USD	1,250.00	1,250.00	6.850	100.000	100.130	100.620	100.130	6.830	4.637	6.746	59.059
Lebanon / 29-11-2027	USD	1,000.00	1,000.00	6.750	100.000	99.200	99.650	99.200	6.858	4.666	7.186	66.670
Lebanon / 03-11-2028	USD	500.00	893.20	6.650	100.000	97.500	98.000	97.500	6.974	4.781	7.590	75.649
Lebanon / 25-05-2029	USD	1,000.00	1,000.00	6.850	100.000	98.800	99.800	98.800	7.000	4.815	7.829	80.990
Lebanon / 26-02-2030	USD	1,400.00	1,400.00	6.650	100.000	97.000	98.000	97.000	7.014	4.829	8.329	90.865
Lebanon / 22-04-2031	USD	300.00	300.00	7.000	100.000	99.500	100.500	99.500	7.056	4.871	8.496	98.870
Lebanon / 23-03-2032	USD	1,000.00	1,000.00	7.000	100.000	99.250	99.620	99.250	7.082	4.890	8.761	107.206
Lebanon / 02-11-2035	USD	600.00	600.00	7.050	100.000	98.000	98.700	98.000	7.248	5.055	9.867	142.106
Lebanon / 23-03-2037	USD	750.00	750.00	7.250	100.000	99.130	99.500	99.130	7.334	5.141	10.025	151.323
TOTAL PUBLIC SECTOR EUROBONDS		30,214.902	27,011.93									

EURO CDS

Not Available

LEBANESE PRIVATE SECTOR EUROBONDS

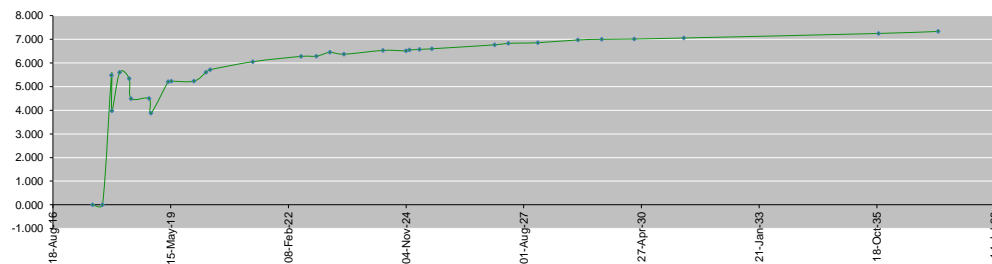
MATURITY	SIZE MM	TYPE	COUPON	Issue P.	BID \$	Ask \$	MID. P	YIELD	SPREAD	DURATION	CONVEXITY
BANK MED S.A.L/14-12-2017	USD 500	Euro CD	5.38	99.46	101.17	101.20	101.17	1.38	0.39	0.30	0.17
BANK BYBLOS S.A.L/21-06-2021	USD 300	Note	7	100	102.43	102.78	102.43	6.27	4.80	3.28	13.24

World Yields in Native Terms	O/N	3 Months	6 Months	9 Months	1 Year	2 Years	3 Years	5 Years	7 Years	10 Years	30 Years
EUR	-	-0.73	-0.73	-0.70	-0.72	-0.73	-0.66	-0.31	-0.07	0.38	1.14
U.S.A	-	1.01	1.12	--	1.23	1.33	1.47	1.77	2.01	2.19	2.76
U.K	-	0.19	0.20	--	0.16	0.20	0.24	0.48	0.72	1.07	1.73
Japan	-	-0.15	-0.15	-0.14	-0.13	-0.14	-0.12	-0.12	-0.07	0.02	0.82

Libor	USD	EUR	JPY	GBP
1 Months	1.23	-0.40	-0.04	0.25
2 Months	1.27	-0.39	-0.05	0.26
3 Months	1.32	-0.37	-0.03	0.28
6 Months	1.46	-0.31	-0.01	0.41
1 Year	1.73	-0.20	0.11	0.60

Spot Rates	Bid	Ask
Lebanese Pound	1505.50	1510.50
Euro	1.18	1.1798
British Sterling Pound	1.28	1.2828
Japanese Yen	109.39	109.4300
Gold	1286.80	1286.93

Lebanese Republic USD Eurobonds Yield Curve



Disclaimer: The Capital Markets Authority (CMA) publishes reports for general information purposes only. However, under no circumstances the CMA will accept any responsibility or liability in connection with the use of the information provided in these reports or on this website.

Contact us by email: research@cma.gov.lb