

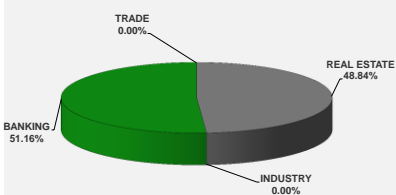
LISTED COMPANIES	LISTED SHARES	MARKET CAP.	TOTAL ORDINARY SHARES	PREFERRED SHARES	PREFERRED SHARES ISSUE PRICE	TOTAL MARKET CAP.	CUR.	TRADED VOLUME	TRADED VALUE	CLOSING PRICE	OPEN PRICE	HIGH PRICE	LOW PRICE	PREVIOUS PRICE
	(MM)	(MM \$)	(MM)	(MM)	USD	(MM \$)								
SOLIDERE A	100.00	818.00	100.00			818.00	USD	5,185	42,372	8.18	8.16	8.34	8.16	8.16
SOLIDERE B	65.00	533.00	65.00			533.00	USD	9,137	74,701	8.20	7.80	8.25	7.80	7.88
BQ.LIB. POUR LE COMMERCE	51.03	47.46	152.70			142.01	USD	-	-	0.93	-	-	-	0.93
BQ.LIB. POUR LE COMMERCE PEF. "B"	0.55	55.00		0.55		55.00	USD	-	-	100.00	-	-	-	100.00
BQ.LIB. POUR LE COMMERCE PEF. "C"	0.35	35.00		0.35		35.00	USD	-	-	100.00	-	-	-	100.00
BQ.LIB. POUR LE COMMERCE PEF. "D"	0.75	75.00		0.75		75.00	USD	-	-	100.00	-	-	-	100.00
BANQUE AUDI	399.75	2378.51	399.75			2378.51	USD	1,000	5,950	5.95	5.95	5.95	5.95	5.95
BANQUE AUDI GDR	116.24	697.43				697.43	USD	2,000	12,000	6.00	6.00	6.00	6.00	6.04
BANQUE AUDI PREFERRED "G"	1.50	151.80		1.50	100.00	151.80	USD	-	-	101.20	-	-	-	101.20
BANQUE AUDI PREFERRED "H"	0.75	75.90		0.75	100.00	75.90	USD	-	-	101.20	-	-	-	101.20
BANQUE AUDI PREFERRED "I"	2.50	253.00		2.50	100.00	253.00	USD	-	-	101.20	-	-	-	101.20
BANK OF BEIRUT	16.82	316.26	50.47			948.79	USD	-	-	18.80	-	-	-	18.80
BANK OF BEIRUT PRIORITY	4.76	100.00				100.00	USD	-	-	21.00	-	-	-	21.00
BANK OF BEIRUT PREFERRED SHARES "H"	5.40	136.62		5.40	25.00	136.62	USD	-	-	25.30	-	-	-	25.30
BANK OF BEIRUT PREFERRED SHARES "I"	5.00	126.25		5.00	25.00	126.25	USD	-	-	25.25	-	-	-	25.25
BANK OF BEIRUT PREFERRED SHARES "J"	3.00	75.90		3.00	25.00	75.90	USD	-	-	25.30	-	-	-	25.30
BANK OF BEIRUT PREFERRED SHARES "K"	4.00	101.00		4.00	25.00	101.00	USD	-	-	25.25	-	-	-	25.25
BYBLOS BANK	565.52	904.82	565.52			904.82	USD	-	-	1.60	-	-	-	1.60
BYBLOS BANK GDR	1.31	104.73				104.73	USD	-	-	80.00	-	-	-	80.00
BYBLOS BANK PREFERRED SHARES 2008	2.00	202.00		2.00	100.00	202.00	USD	1,000	101,012	101.00	101.10	101.10	101.00	101.50
BYBLOS BANK PREFERRED SHARES 2009	2.00	204.00		2.00	96.00	204.00	USD	-	-	102.00	-	-	-	102.00
BQ.EUROPEENNE PR.M.O	51.40	79.67	62.00			96.10	USD	-	-	1.55	-	-	-	1.55
BQ.EUROPEENNE PR.M.O PREFERRED 20	0.35	34.83		0.35	100.00	34.83	USD	-	-	99.50	-	-	-	99.50
BLOM BANK GDR	73.90	934.78				934.78	USD	11,000	139,150	12.65	12.65	12.65	12.65	12.55
BLOM BANK	215.00	2472.50	215.00			2472.50	USD	-	-	11.50	-	-	-	11.50
RASAMNY-YOUNIS MOTORS CO	10.92	35.49	27.30			88.73	USD	-	-	3.25	-	-	-	3.25
HOLCIM Liban	19.52	244.15	19.52			244.15	USD	-	-	12.51	-	-	-	12.51
STE DES CIMENTS BLANCS B	6.00	23.10	6.00			23.10	USD	-	-	3.85	-	-	-	3.85
STE DES CIMENTS BLANCS N	3.00	5.46	3.00			5.46	USD	-	-	1.82	-	-	-	1.82

TOTAL EXECUTED	1,728.31	11,221.66	1,666.25	12,018.40	29,322	\$375,185
Official USD Closing	1507.5					

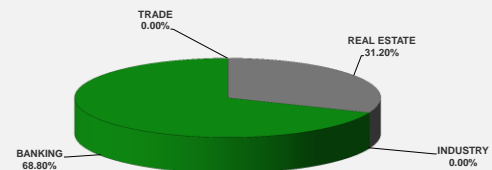
LEBANESE GLOBAL DEPOSITARY RECEIPTS	SHARES MM	BID \$	ASK \$	MID PRICE \$
BLOM BANK	73.90	12.45	12.60	12.53
BYBLOS BANK	1.31	77.00	0.00	77.00
AUDI BANK	116.24	6.00	6.07	6.04

STOCK INDEX	VALUE	PREVIOUS VALUE	% OF CHANGE
MARKET VALUE WEIGHTED INDEX	88.39	87.36	1.18%
NUMBER OF TRANSACTIONS	21		

BEIRUT STOCK EXCHANGE DAILY TRADING VOLUME



BEIRUT STOCK EXCHANGE DAILY TRADING VALUE \$



Disclaimer: The Capital Markets Authority (CMA) publishes reports for general information purposes only. However, under no circumstances the CMA will accept any responsibility or liability in connection with the use of the information provided in these reports or on this website.

MATURITY	CURRENCY	ISSUED AMMOUNT (MM)	OUTSTANDING AMOUNT (MM)	COUPON	ISSUE P.	BID\$	ASK\$	MID. P	YIELD	SPREAD	DURATION	CONVEXITY
Lebanon / 12-10-2017	USD	775.00	775.00	5.000	100.000	100.170	101.260	100.170	0.000	0.000	0.000	0.000
Lebanon / 27-12-2017	USD	950.00	32.50	5.000	100.000	99.819	99.848	99.819	5.568	4.502	0.290	0.168
Lebanon / 31-12-2017	USD	2,007.51	100.38	4.000	100.000	99.751	99.781	99.751	4.797	3.709	0.299	0.178
Lebanon / 07-03-2018	USD	700.00	70.00	5.000	100.000	99.672	101.672	99.672	5.686	4.533	0.480	0.462
Lebanon / 27-05-2018	USD	200.00	20.00	5.000	100.000	99.801	101.801	99.801	5.426	4.127	0.449	0.483
Lebanon / 12-06-2018	USD	700.00	700.00	5.150	100.000	100.500	102.500	100.500	4.457	3.215	0.729	0.900
Lebanon / 12-11-2018	USD	1,025.00	1,025.00	5.150	100.000	100.700	100.960	100.700	4.523	3.290	1.108	1.798
Lebanon / 28-11-2018	EUR	445.00	445.00	5.350	100.000	101.500	103.500	101.500	4.043	4.795	1.128	2.409
Lebanon / 23-04-2019	USD	500.00	500.00	6.750	100.000	100.625	102.625	100.625	5.088	3.797	1.505	3.080
Lebanon / 20-05-2019	USD	650.00	650.00	6.000	100.000	101.500	103.500	101.500	5.058	3.773	1.572	3.330
Lebanon / 28-11-2019	USD	1,500.00	1,500.00	5.450	100.000	100.550	100.925	100.550	5.180	3.894	2.034	5.296
Lebanon / 09-03-2020	USD	1,200.00	1,200.00	6.375	100.000	102.050	102.750	102.050	5.484	4.088	2.286	6.529
Lebanon / 14-04-2020	USD	700.00	700.00	5.800	100.000	100.400	101.100	100.400	5.629	4.237	2.325	6.856
Lebanon / 19-06-2020	USD	600.00	600.00	6.150	100.000	101.000	102.000	101.000	5.750	4.350	2.490	7.740
Lebanon / 12-04-2021	USD	2,092.47	2,092.47	8.250	100.000	107.254	107.587	107.254	5.970	4.577	3.007	11.450
Lebanon / 27-05-2022	USD	500.00	500.00	6.250	100.000	100.000	101.000	100.000	6.247	4.587	3.962	19.160
Lebanon / 04-10-2022	USD	1,540.00	1,540.00	6.100	100.000	99.250	99.800	99.250	6.274	4.610	4.213	21.681
Lebanon / 27-01-2023	USD	1,100.00	1,100.00	6.000	100.000	98.750	99.040	98.750	6.276	4.618	4.497	24.390
Lebanon / 26-05-2023	USD	500.00	500.00	6.400	100.000	100.375	101.375	100.375	6.318	4.658	4.645	26.440
Lebanon / 22-04-2024	USD	700.00	700.00	6.650	100.000	100.500	101.000	100.500	6.554	4.648	5.161	33.190
Lebanon / 04-11-2024	USD	500.00	538.47	6.250	100.000	98.500	99.500	98.500	6.514	4.606	5.560	38.372
Lebanon / 03-12-2024	USD	250.00	250.00	7.000	100.000	102.400	102.750	102.400	6.575	4.668	5.531	38.237
Lebanon / 26-02-2025	USD	800.00	800.00	6.200	100.000	98.000	99.000	98.000	6.543	4.636	5.866	42.004
Lebanon / 12-06-2025	USD	800.00	800.00	6.250	100.000	98.000	100.000	98.000	6.581	4.674	5.967	44.150
Lebanon / 27-11-2026	USD	1,600.00	1,600.00	6.600	100.000	99.500	100.500	99.500	6.672	4.590	6.697	57.044
Lebanon / 23-03-2027	USD	1,250.00	1,250.00	6.850	100.000	100.500	100.870	100.500	6.777	4.696	6.717	58.648
Lebanon / 29-11-2027	USD	1,000.00	1,000.00	6.750	100.000	99.750	101.750	99.750	6.782	4.701	7.178	66.520
Lebanon / 03-11-2028	USD	500.00	893.20	6.650	100.000	98.250	99.250	98.250	6.876	4.793	7.579	75.443
Lebanon / 25-05-2029	USD	1,000.00	1,000.00	6.850	100.000	99.375	100.375	99.375	6.927	4.834	7.808	80.640
Lebanon / 26-02-2030	USD	1,400.00	1,400.00	6.650	100.000	97.375	98.375	97.375	6.968	4.886	8.304	90.426
Lebanon / 22-04-2031	USD	300.00	300.00	7.000	100.000	99.500	100.500	99.500	7.056	4.974	8.461	98.260
Lebanon / 23-03-2032	USD	1,000.00	1,000.00	7.000	100.000	99.200	99.550	99.200	7.089	5.006	8.724	106.541
Lebanon / 02-11-2035	USD	600.00	600.00	7.050	100.000	97.750	98.750	97.750	7.274	5.191	9.828	141.305
Lebanon / 23-03-2037	USD	750.00	750.00	7.250	100.000	99.250	99.650	99.250	7.322	5.239	9.996	150.750
TOTAL PUBLIC SECTOR EUROBONDS		30,222.868	27,019.90									

EURO CDS
Not Available

LEBANESE PRIVATE SECTOR EUROBONDS

MATURITY	SIZE MM	TYPE	COUPON	Issue P.	BID \$	Ask \$	MID. P	YIELD	SPREAD	DURATION	CONVEXITY
BANK MED S.A.L/14-12-2017	USD 500	Euro CD	5.38	99.46	101.02	101.05	101.02	1.35	0.30	0.26	0.13
BANK BYBLOS S.A.L/21-06-2021	USD 300	Note	7	100	102.77	103.11	102.77	6.16	4.77	3.25	13.02

World Yields in Native Terms

	O/N	3 Months	6 Months	9 Months	1 Year	2 Years	3 Years	5 Years	7 Years	10 Years	30 Years
EUR	-	-0.77	-0.77	-0.75	-0.75	-0.72	-0.67	-0.35	-0.11	0.35	1.13
U.S.A	-	1.06	1.16	--	1.23	1.29	1.40	1.66	1.91	2.09	2.70
U.K	-	0.22	0.20	--	0.15	0.18	0.21	0.43	0.67	1.03	1.69
Japan	-	-0.19	-0.19	-0.15	-0.15	-0.16	-0.15	-0.14	-0.10	0.01	0.83

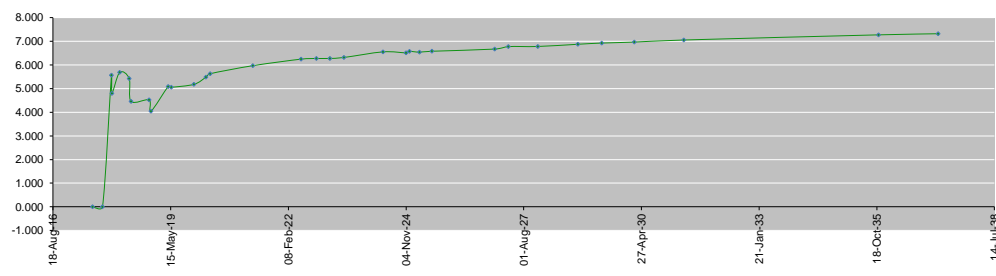
Libor

	USD	EUR	JPY	GBP
1 Month	1.23	-0.40	-0.04	0.25
2 Months	1.28	-0.38	-0.04	0.26
3 Months	1.32	-0.37	-0.03	0.28
6 Months	1.46	-0.31	-0.01	0.40
1 Year	1.71	-0.21	0.11	0.59

Spot Rates

	Bid	Ask
Lebanese Pound	1505.70	1510.70
Euro	1.20	1.1979
British Sterling Pound	1.31	1.3089
Japanese Yen	108.86	108.8900
Gold	1339.90	1340.05

Lebanese Republic USD Eurobonds Yield Curve



Disclaimer: The Capital Markets Authority (CMA) publishes reports for general information purposes only. However, under no circumstances the CMA will accept any responsibility or liability in connection with the use of the information provided in these reports or on this website.

Contact us by email: research@cma.gov.lb