

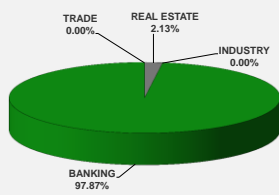
LISTED COMPANIES	LISTED SHARES	MARKET CAP.	TOTAL ORDINARY SHARES	PREFERRED SHARES	PREFERRED SHARES ISSUE PRICE	TOTAL MARKET CAP.	CUR.	TRADED VOLUME	TRADED VALUE	CLOSING PRICE	OPEN PRICE	HIGH PRICE	LOW PRICE	PREVIOUS PRICE
	(MM)	(MM \$)	(MM)	(MM)	USD	(MM \$)								
SOLIDERE A	100.00	807.00	100.00			807.00	USD	8,897	72,362	8.07	8.18	8.18	8.07	8.18
SOLIDERE B	65.00	512.85	65.00			512.85	USD	1,048	8,301	7.89	7.95	7.96	7.85	8.20
BQ.LIB. POUR LE COMMERCE	51.03	47.46	152.70			142.01	USD	-	-	0.93	-	-	-	0.93
BQ.LIB. POUR LE COMMERCE PEF. "B"	0.55	55.00		0.55		55.00	USD	-	-	100.00	-	-	-	100.00
BQ.LIB. POUR LE COMMERCE PEF. "C"	0.35	35.00		0.35		35.00	USD	-	-	100.00	-	-	-	100.00
BQ.LIB. POUR LE COMMERCE PEF. "D"	0.75	75.00		0.75		75.00	USD	-	-	100.00	-	-	-	100.00
BANQUE AUDI	399.75	2378.51	399.75			2378.51	USD	-	-	5.95	-	-	-	5.95
BANQUE AUDI GDR	116.24	697.43				697.43	USD	-	-	6.00	-	-	-	6.00
BANQUE AUDI PREFERRED "G"	1.50	151.80		1.50	100.00	151.80	USD	-	-	101.20	-	-	-	101.20
BANQUE AUDI PREFERRED "H"	0.75	75.90		0.75	100.00	75.90	USD	-	-	101.20	-	-	-	101.20
BANQUE AUDI PREFERRED "I"	2.50	253.00		2.50	100.00	253.00	USD	-	-	101.20	-	-	-	101.20
BANK OF BEIRUT	16.82	316.26	50.47			948.79	USD	-	-	18.80	-	-	-	18.80
BANK OF BEIRUT PRIORITY	4.76	100.00				100.00	USD	-	-	21.00	-	-	-	21.00
BANK OF BEIRUT PREFERRED SHARES "H"	5.40	136.62		5.40	25.00	136.62	USD	-	-	25.30	-	-	-	25.30
BANK OF BEIRUT PREFERRED SHARES "I"	5.00	126.25		5.00	25.00	126.25	USD	-	-	25.25	-	-	-	25.25
BANK OF BEIRUT PREFERRED SHARES "J"	3.00	75.90		3.00	25.00	75.90	USD	-	-	25.30	-	-	-	25.30
BANK OF BEIRUT PREFERRED SHARES "K"	4.00	101.00		4.00	25.00	101.00	USD	-	-	25.25	-	-	-	25.25
BYBLOS BANK	565.52	904.82	565.52			904.82	USD	450,000	724,100	1.60	1.61	1.61	1.60	1.60
BYBLOS BANK GDR	1.31	104.73				104.73	USD	-	-	80.00	-	-	-	80.00
BYBLOS BANK PREFERRED SHARES 2008	2.00	202.00		2.00	100.00	202.00	USD	-	-	101.00	-	-	-	101.00
BYBLOS BANK PREFERRED SHARES 2009	2.00	204.00		2.00	96.00	204.00	USD	-	-	102.00	-	-	-	102.00
BQ.EUROPEENNE PR.M.O	51.40	79.67	62.00			96.10	USD	-	-	1.55	-	-	-	1.55
BQ.EUROPEENNE PR.M.O PREFERRED 20	0.35	34.83		0.35	100.00	34.83	USD	-	-	99.50	-	-	-	99.50
BLOM BANK GDR	73.90	931.09				931.09	USD	915	11,529	12.60	12.60	12.60	12.60	12.65
BLOM BANK	215.00	2472.50	215.00			2472.50	USD	5,000	57,500	11.50	11.50	11.50	11.50	11.50
RASAMNY-YOUNIS MOTORS CO	10.92	35.49	27.30			88.73	USD	-	-	3.25	-	-	-	3.25
HOLCIM Liban	19.52	244.15	19.52			244.15	USD	-	-	12.51	-	-	-	12.51
STE DES CIMENTS BLANCS B	6.00	23.10	6.00			23.10	USD	-	-	3.85	-	-	-	3.85
STE DES CIMENTS BLANCS N	3.00	5.46	3.00			5.46	USD	-	-	1.82	-	-	-	1.82

<b>TOTAL EXECUTED</b>	<b>1,728.31</b>	<b>11,186.81</b>	<b>1,666.25</b>	<b>11,983.55</b>	<b>465,860</b>	<b>\$873,792</b>
Official USD Closing	1507.5					

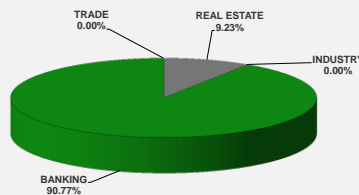
LEBANESE GLOBAL DEPOSITARY RECEIPTS	SHARES MM	BID \$	ASK \$	MID PRICE \$
BLOM BANK	73.90	12.25	12.60	12.43
BYBLOS BANK	1.31	77.00	0.00	77.00
AUDI BANK	116.24	6.00	6.08	6.04

STOCK INDEX	VALUE	PREVIOUS VALUE	% OF CHANGE
MARKET VALUE WEIGHTED INDEX	86.93	88.39	-1.66%
NUMBER OF TRANSACTIONS	29		

BEIRUT STOCK EXCHANGE DAILY TRADING VOLUME



BEIRUT STOCK EXCHANGE DAILY TRADING VALUE \$



**Disclaimer:** The Capital Markets Authority (CMA) publishes reports for general information purposes only. However, under no circumstances the CMA will accept any responsibility or liability in connection with the use of the information provided in these reports or on this website.

MATURITY	CURRENCY	ISSUED AMMOUNT (MM)	OUTSTANDING AMOUNT (MM)	COUPON	ISSUE P.	BID\$	ASK\$	MID. P	YIELD	SPREAD	DURATION	CONVEXITY
Lebanon / 12-10-2017	USD	775.00	775.00	5.000	100.000	100.170	101.260	100.170	0.000	0.000	0.000	0.000
Lebanon / 27-12-2017	USD	950.00	32.50	5.000	100.000	99.909	99.937	99.909	5.264	4.259	0.285	0.162
Lebanon / 31-12-2017	USD	2,007.51	100.38	4.000	100.000	99.875	100.375	99.875	4.390	3.359	0.294	0.173
Lebanon / 07-03-2018	USD	700.00	70.00	5.000	100.000	99.722	101.722	99.722	5.586	4.443	0.475	0.452
Lebanon / 27-05-2018	USD	200.00	20.00	5.000	100.000	99.848	101.848	99.848	5.325	4.071	0.444	0.476
Lebanon / 12-06-2018	USD	700.00	700.00	5.150	100.000	100.625	102.625	100.625	4.282	3.070	0.724	0.890
Lebanon / 12-11-2018	USD	1,025.00	1,025.00	5.150	100.000	100.810	100.900	100.810	4.423	3.199	1.103	1.784
Lebanon / 28-11-2018	EUR	445.00	445.00	5.350	100.000	101.750	102.750	101.750	3.826	4.588	1.120	2.382
Lebanon / 23-04-2019	USD	500.00	500.00	6.750	100.000	100.800	101.300	100.800	4.973	3.681	1.497	3.050
Lebanon / 20-05-2019	USD	650.00	650.00	6.000	100.000	101.600	102.100	101.600	4.993	3.699	1.564	3.300
Lebanon / 28-11-2019	USD	1,500.00	1,500.00	5.450	100.000	100.650	100.925	100.650	5.131	3.837	2.029	5.273
Lebanon / 09-03-2020	USD	1,200.00	1,200.00	6.375	100.000	102.125	102.750	102.125	5.450	4.038	2.281	6.503
Lebanon / 14-04-2020	USD	700.00	700.00	5.800	100.000	100.600	101.150	100.600	5.545	4.142	2.321	6.832
Lebanon / 19-06-2020	USD	600.00	600.00	6.150	100.000	101.125	101.625	101.125	5.701	4.292	2.484	7.710
Lebanon / 12-04-2021	USD	2,092.47	2,092.47	8.250	100.000	107.625	108.125	107.625	5.856	4.446	3.005	11.440
Lebanon / 27-05-2022	USD	500.00	500.00	6.250	100.000	100.250	100.750	100.250	6.185	4.508	3.957	19.120
Lebanon / 04-10-2022	USD	1,540.00	1,540.00	6.100	100.000	99.230	100.050	99.230	6.279	4.591	4.208	21.642
Lebanon / 27-01-2023	USD	1,100.00	1,100.00	6.000	100.000	98.770	99.260	98.770	6.271	4.596	4.493	24.350
Lebanon / 26-05-2023	USD	500.00	500.00	6.400	100.000	100.500	101.000	100.500	6.292	4.615	4.639	26.380
Lebanon / 22-04-2024	USD	700.00	700.00	6.650	100.000	100.875	101.375	100.875	6.483	4.558	5.160	33.180
Lebanon / 04-11-2024	USD	500.00	538.47	6.250	100.000	98.625	99.125	98.625	6.492	4.564	5.553	38.292
Lebanon / 03-12-2024	USD	250.00	250.00	7.000	100.000	102.146	103.069	102.146	6.619	4.682	5.526	38.179
Lebanon / 26-02-2025	USD	800.00	800.00	6.200	100.000	98.150	98.800	98.150	6.517	4.591	5.860	41.934
Lebanon / 12-06-2025	USD	800.00	800.00	6.250	100.000	98.250	100.250	98.250	6.539	4.623	5.965	44.120
Lebanon / 27-11-2026	USD	1,600.00	1,600.00	6.600	100.000	99.500	100.000	99.500	6.672	4.572	6.687	56.913
Lebanon / 23-03-2027	USD	1,250.00	1,250.00	6.850	100.000	100.875	101.375	100.875	6.724	4.623	6.720	58.681
Lebanon / 29-11-2027	USD	1,000.00	1,000.00	6.750	100.000	99.870	100.450	99.870	6.766	4.667	7.160	66.280
Lebanon / 03-11-2028	USD	500.00	893.20	6.650	100.000	98.500	99.000	98.500	6.843	4.742	7.574	75.359
Lebanon / 25-05-2029	USD	1,000.00	1,000.00	6.850	100.000	99.750	100.250	99.750	6.880	4.780	7.806	80.600
Lebanon / 26-02-2030	USD	1,400.00	1,400.00	6.650	100.000	97.750	98.250	97.750	6.922	4.822	8.302	90.387
Lebanon / 22-04-2031	USD	300.00	300.00	7.000	100.000	99.875	100.375	99.875	7.013	4.914	8.459	98.230
Lebanon / 23-03-2032	USD	1,000.00	1,000.00	7.000	100.000	99.375	99.875	99.375	7.069	4.969	8.727	106.593
Lebanon / 02-11-2035	USD	600.00	600.00	7.050	100.000	98.375	98.875	98.375	7.211	5.110	9.839	141.549
Lebanon / 23-03-2037	USD	750.00	750.00	7.250	100.000	99.500	100.000	99.500	7.298	5.198	10.006	150.964
<b>TOTAL PUBLIC SECTOR EUROBONDS</b>		<b>30,223.224</b>	<b>27,020.25</b>									

EURO CDS

Not Available

LEBANESE PRIVATE SECTOR EUROBONDS

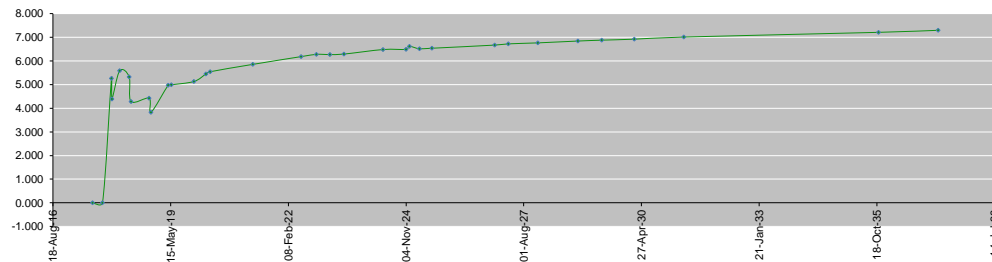
MATURITY	SIZE MM	TYPE	COUPON	Issue P.	BID \$	Ask \$	MID. P	YIELD	SPREAD	DURATION	CONVEXITY
BANK MED S.A.L/14-12-2017	USD 500	Euro CD	5.38	99.46	101.00	101.03	101.00	1.34	0.31	0.25	0.13
BANK BYBLOS S.A.L/21-06-2021	USD 300	Note	7	100	102.68	103.02	102.68	6.19	4.78	3.25	12.97

World Yields in Native Terms	O/N	3 Months	6 Months	9 Months	1 Year	2 Years	3 Years	5 Years	7 Years	10 Years	30 Years
EUR	-	-0.74	-0.80	-0.74	-0.76	-0.75	-0.70	-0.37	-0.13	0.34	1.14
U.S.A	-	1.05	1.15	--	1.22	1.30	1.42	1.69	1.94	2.11	2.72
U.K	-	0.22	0.20	--	0.19	0.21	0.26	0.47	0.70	1.04	1.69
Japan	-	-0.14	-0.16	-0.15	-0.15	-0.15	-0.14	-0.14	-0.10	0.00	0.81

Libor	USD	EUR	JPY	GBP
1 Months	1.24	-0.40	-0.05	0.25
2 Months	1.27	-0.39	-0.04	0.26
3 Months	1.31	-0.38	-0.03	0.29
6 Months	1.45	-0.31	0.00	0.40
1 Year	1.70	-0.21	0.11	0.59

Spot Rates	Bid	Ask
Lebanese Pound	1505.60	1510.60
Euro	1.20	1.1984
British Sterling Pound	1.32	1.3196
Japanese Yen	108.78	108.8000
Gold	1332.86	1333.63

Lebanese Republic USD Eurobonds Yield Curve



Disclaimer: The Capital Markets Authority (CMA) publishes reports for general information purposes only. However, under no circumstances the CMA will accept any responsibility or liability in connection with the use of the information provided in these reports or on this website.

Contact us by email: [research@cma.gov.lb](mailto:research@cma.gov.lb)