

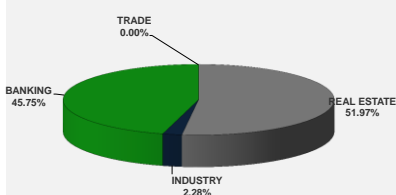
LISTED COMPANIES	LISTED SHARES	MARKET CAP.	TOTAL ORDINARY SHARES	PREFERRED SHARES	PREFERRED SHARES ISSUE PRICE	TOTAL MARKET CAP.	CUR.	TRADED VOLUME	TRADED VALUE	CLOSING PRICE	OPEN PRICE	HIGH PRICE	LOW PRICE	PREVIOUS PRICE
	(MM)	(MM \$)	(MM)	(MM)	USD	(MM \$)								
SOLIDERE A	100.00	796.00	100.00			796.00	USD	18,262	144,740	7.96	7.87	8.00	7.86	7.99
SOLIDERE B	65.00	508.95	65.00			508.95	USD	1,475	11,542	7.83	7.82	7.84	7.82	7.95
BQ.LIB. POUR LE COMMERCE	51.03	47.46	152.70			142.01	USD	-	-	0.93	-	-	-	0.93
BQ.LIB. POUR LE COMMERCE PEF. "B"	0.55	55.00		0.55		55.00	USD	-	-	100.00	-	-	-	100.00
BQ.LIB. POUR LE COMMERCE PEF. "C"	0.35	35.70		0.35		35.70	USD	-	-	102.00	-	-	-	102.00
BQ.LIB. POUR LE COMMERCE PEF. "D"	0.75	75.00		0.75		75.00	USD	-	-	100.00	-	-	-	100.00
BANQUE AUDI	399.75	2346.53	399.75			2346.53	USD	8,200	48,132	5.87	5.94	5.94	5.85	5.95
BANQUE AUDI GDR	116.24	691.62				691.62	USD	5,000	29,750	5.95	5.95	5.95	5.95	6.00
BANQUE AUDI PREFERRED "G"	1.50	151.50		1.50	100.00	151.50	USD	200	20,200	101.00	101.00	101.00	101.00	100.50
BANQUE AUDI PREFERRED "H"	0.75	75.90		0.75	100.00	75.90	USD	625	63,250	101.20	101.20	101.20	101.20	101.20
BANQUE AUDI PREFERRED "I"	2.50	253.75		2.50	100.00	253.75	USD	1,200	121,800	101.50	101.50	101.50	101.50	101.20
BANK OF BEIRUT	16.82	316.26	50.47			948.79	USD	-	-	18.80	-	-	-	18.80
BANK OF BEIRUT PRIORITY	4.76	100.00				100.00	USD	-	-	21.00	-	-	-	21.00
BANK OF BEIRUT PREFERRED SHARES "H"	5.40	136.89		5.40	25.00	136.89	USD	-	-	25.35	-	-	-	25.35
BANK OF BEIRUT PREFERRED SHARES "I"	5.00	126.75		5.00	25.00	126.75	USD	-	-	25.35	-	-	-	25.35
BANK OF BEIRUT PREFERRED SHARES "J"	3.00	76.05		3.00	25.00	76.05	USD	-	-	25.35	-	-	-	25.35
BANK OF BEIRUT PREFERRED SHARES "K"	4.00	101.40		4.00	25.00	101.40	USD	-	-	25.35	-	-	-	25.35
BYBLOS BANK	565.52	904.82	565.52			904.82	USD	2,000	3,200	1.60	1.60	1.60	1.60	1.60
BYBLOS BANK GDR	1.31	104.73				104.73	USD	-	-	80.00	-	-	-	80.00
BYBLOS BANK PREFERRED SHARES 2008	2.00	204.00		2.00	100.00	204.00	USD	-	-	102.00	-	-	-	102.00
BYBLOS BANK PREFERRED SHARES 2009	2.00	204.40		2.00	96.00	204.40	USD	147	15,023	102.20	102.20	102.20	102.20	102.10
BQ.EUROPEENNE PR.M.O	51.40	79.67	62.00			96.10	USD	-	-	1.55	-	-	-	1.55
BQ.EUROPEENNE PR.M.O PREFERRED 20	0.35	34.83		0.35	100.00	34.83	USD	-	-	99.50	-	-	-	99.50
BLOM BANK GDR	73.90	923.70				923.70	USD	-	-	12.50	-	-	-	12.50
BLOM BANK	215.00	2442.40	215.00			2442.40	USD	-	-	11.36	-	-	-	11.36
RASAMNY-YOUNIS MOTORS CO	10.92	35.49	27.30			88.73	USD	-	-	3.25	-	-	-	3.25
HOLCIM Liban	19.52	257.81	19.52			257.81	USD	866	11,439	13.21	14.00	14.00	12.30	12.76
STE DES CIMENTS BLANCS B	6.00	23.10	6.00			23.10	USD	-	-	3.85	-	-	-	3.85
STE DES CIMENTS BLANCS N	3.00	5.46	3.00			5.46	USD	-	-	1.82	-	-	-	1.82

<b>TOTAL EXECUTED</b>	<b>1,728.31</b>	<b>11,115.16</b>	<b>1,666.25</b>	<b>11,911.90</b>	<b>37,975</b>	<b>\$469,076</b>
Official USD Closing	1507.5					

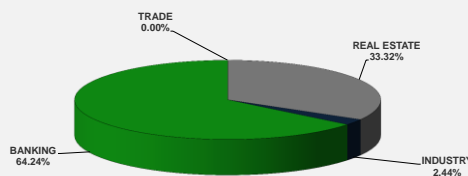
LEBANESE GLOBAL DEPOSITARY RECEIPTS	SHARES MM	BID \$	ASK \$	MID PRICE \$
BLOM BANK	73.90	12.50	12.60	12.55
BYBLOS BANK	1.31	77.00	80.00	78.50
AUDI BANK	116.24	5.90	6.07	5.99

STOCK INDEX	VALUE	PREVIOUS VALUE	% OF CHANGE
MARKET VALUE WEIGHTED INDEX	86.10	86.61	-0.59%
NUMBER OF TRANSACTIONS	39		

BEIRUT STOCK EXCHANGE DAILY TRADING VOLUME



BEIRUT STOCK EXCHANGE DAILY TRADING VALUE \$



**Disclaimer:** The Capital Markets Authority (CMA) publishes reports for general information purposes only. However, under no circumstances the CMA will accept any responsibility or liability in connection with the use of the information provided in these reports or on this website.

MATURITY	CURRENCY	ISSUED AMMOUNT (MM)	OUTSTANDING AMOUNT (MM)	COUPON	ISSUE P.	BID\$	ASK\$	MID. P	YIELD	SPREAD	DURATION	CONVEXITY
Lebanon / 12-10-2017	USD	775.00	775.00	5.000	100.000	100.150	100.160	100.150	1.115	0.160	0.039	0.003
Lebanon / 27-12-2017	USD	950.00	32.50	5.000	100.000	99.921	99.945	99.921	5.257	4.223	0.244	0.119
Lebanon / 31-12-2017	USD	2,007.51	100.38	4.000	100.000	99.856	99.881	99.856	4.526	3.465	0.253	0.128
Lebanon / 07-03-2018	USD	700.00	35.00	5.000	100.000	99.745	101.745	99.745	5.575	4.380	0.435	0.379
Lebanon / 27-05-2018	USD	200.00	20.00	5.000	100.000	99.858	101.858	99.858	5.335	4.011	0.403	0.422
Lebanon / 12-06-2018	USD	700.00	700.00	5.150	100.000	100.375	102.375	100.375	4.593	3.395	0.682	0.810
Lebanon / 12-11-2018	USD	1,025.00	1,025.00	5.150	100.000	100.408	100.844	100.408	4.767	3.473	1.061	1.672
Lebanon / 28-11-2018	EUR	445.00	445.00	5.350	100.000	101.500	103.500	101.500	3.996	4.739	1.084	2.269
Lebanon / 23-04-2019	USD	500.00	500.00	6.750	100.000	100.750	102.750	100.750	4.995	3.567	1.460	2.930
Lebanon / 20-05-2019	USD	650.00	650.00	6.000	100.000	101.375	103.375	101.375	5.113	3.682	1.526	3.160
Lebanon / 28-11-2019	USD	1,500.00	1,500.00	5.450	100.000	100.250	101.250	100.250	5.322	3.893	1.988	5.089
Lebanon / 09-03-2020	USD	1,200.00	1,200.00	6.375	100.000	102.000	102.550	102.000	5.489	3.924	2.239	6.296
Lebanon / 14-04-2020	USD	700.00	700.00	5.800	100.000	100.450	100.750	100.450	5.606	4.044	2.279	6.617
Lebanon / 19-06-2020	USD	600.00	600.00	6.150	100.000	100.750	101.500	100.750	5.844	4.282	2.442	7.480
Lebanon / 12-04-2021	USD	2,092.47	2,092.47	8.250	100.000	107.631	107.961	107.631	5.831	4.268	2.965	11.180
Lebanon / 27-05-2022	USD	500.00	500.00	6.250	100.000	100.250	101.250	100.250	6.185	4.346	3.919	18.800
Lebanon / 04-10-2022	USD	1,540.00	1,540.00	6.100	100.000	99.800	100.690	99.800	6.146	4.303	4.173	21.329
Lebanon / 27-01-2023	USD	1,100.00	1,100.00	6.000	100.000	98.570	98.930	98.570	6.318	4.480	4.450	23.950
Lebanon / 26-05-2023	USD	500.00	500.00	6.400	100.000	100.250	101.250	100.250	6.344	4.506	4.598	25.990
Lebanon / 22-04-2024	USD	700.00	700.00	6.650	100.000	100.125	100.625	100.125	6.625	4.562	5.110	32.660
Lebanon / 04-11-2024	USD	500.00	538.47	6.250	100.000	98.250	99.250	98.250	6.561	4.495	5.511	37.807
Lebanon / 03-12-2024	USD	250.00	250.00	7.000	100.000	102.000	102.450	102.000	6.643	4.578	5.480	37.663
Lebanon / 26-02-2025	USD	800.00	800.00	6.200	100.000	97.250	98.250	97.250	6.675	4.611	5.811	41.336
Lebanon / 12-06-2025	USD	800.00	800.00	6.250	100.000	97.375	99.375	97.375	6.689	4.630	5.912	43.480
Lebanon / 27-11-2026	USD	1,600.00	1,600.00	6.600	100.000	98.500	99.500	98.500	6.821	4.600	6.633	56.185
Lebanon / 23-03-2027	USD	1,250.00	1,250.00	6.850	100.000	98.730	98.740	98.730	7.036	4.814	6.863	59.526
Lebanon / 29-11-2027	USD	1,000.00	1,000.00	6.750	100.000	99.050	99.280	99.050	6.880	4.659	7.100	65.410
Lebanon / 03-11-2028	USD	500.00	893.20	6.650	100.000	97.250	98.250	97.250	7.010	4.787	7.510	74.389
Lebanon / 25-05-2029	USD	1,000.00	1,000.00	6.850	100.000	98.750	99.750	98.750	7.007	4.786	7.747	79.680
Lebanon / 26-02-2030	USD	1,400.00	1,400.00	6.650	100.000	96.625	97.625	96.625	7.062	4.841	8.239	89.331
Lebanon / 22-04-2031	USD	300.00	300.00	7.000	100.000	98.625	99.625	98.625	7.159	4.939	8.388	97.020
Lebanon / 23-03-2032	USD	1,000.00	1,000.00	7.000	100.000	98.550	99.000	98.550	7.162	4.941	8.965	109.101
Lebanon / 02-11-2035	USD	600.00	600.00	7.050	100.000	97.375	98.375	97.375	7.313	5.091	9.765	140.031
Lebanon / 23-03-2037	USD	750.00	750.00	7.250	100.000	98.090	98.490	98.090	7.437	5.215	10.258	154.034
<b>TOTAL PUBLIC SECTOR EUROBONDS</b>		<b>30,214.591</b>	<b>26,976.62</b>									

EURO CDS

Not Available

LEBANESE PRIVATE SECTOR EUROBONDS

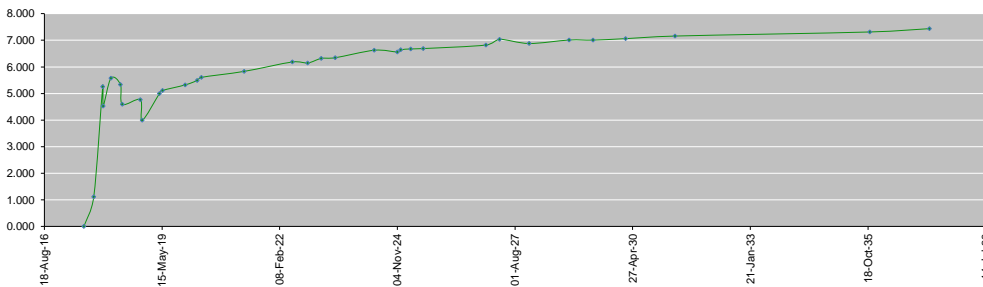
MATURITY	SIZE MM	TYPE	COUPON	Issue P.	BID \$	Ask \$	MID. P	YIELD	SPREAD	DURATION	CONVEXITY
BANK MED S.A.L/14-12-2017	USD 500	Euro CD	5.38	99.46	100.85	100.87	100.85	1.30	0.24	0.21	0.09
BANK BYBLOS S.A.L/21-06-2021	USD 300	Note	7	100	102.14	102.48	102.14	6.34	4.78	3.20	12.67

World Yields in Native Terms	O/N	3 Months	6 Months	9 Months	1 Year	2 Years	3 Years	5 Years	7 Years	10 Years	30 Years
EUR	-	-0.74	-0.82	-0.72	-0.75	-0.71	-0.65	-0.31	-0.06	0.40	1.19
U.S.A	-	1.06	1.19	--	1.29	1.43	1.56	1.84	2.06	2.22	2.76
U.K	-	0.24	0.31	--	0.39	0.43	0.51	0.75	0.98	1.32	1.89
Japan	-	-0.10	-0.13	-0.15	-0.14	-0.13	-0.12	-0.11	-0.06	0.03	0.83

Libor	USD	EUR	JPY	GBP
1 Months	1.24	-0.40	-0.04	0.25
2 Months	1.27	-0.39	-0.04	0.29
3 Months	1.33	-0.38	-0.03	0.33
6 Months	1.50	-0.31	0.00	0.48
1 Year	1.78	-0.22	0.11	0.72

Spot Rates	Bid	Ask
Lebanese Pound	1505.40	1510.40
Euro	1.18	1.1792
British Sterling Pound	1.34	1.3437
Japanese Yen	111.82	111.8400
Gold	1302.66	1302.80

Lebanese Republic USD Eurobonds Yield Curve



Disclaimer: The Capital Markets Authority (CMA) publishes reports for general information purposes only. However, under no circumstances the CMA will accept any responsibility or liability in connection with the use of the information provided in these reports or on this website.

Contact us by email: [research@cma.gov.lb](mailto:research@cma.gov.lb)