

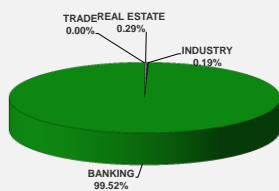
LISTED COMPANIES	LISTED SHARES	MARKET CAP.	TOTAL ORDINARY SHARES	PREFERRED SHARES	PREFERRED SHARES ISSUE PRICE	TOTAL MARKET CAP.	CUR.	TRADED VOLUME	TRADED VALUE	CLOSING PRICE	OPEN PRICE	HIGH PRICE	LOW PRICE	PREVIOUS PRICE
	(MM)	(MM \$)	(MM)	(MM)	USD	(MM \$)								
SOLIDERE A	100.00	796.00	100.00			796.00	USD	11,370	90,308	7.96	7.91	8.00	7.91	7.96
SOLIDERE B	65.00	505.05	65.00			505.05	USD	4,031	31,261	7.77	7.75	7.90	7.72	7.86
BQ.LIB. POUR LE COMMERCE	51.03	47.46	152.70			142.01	USD	-	-	0.93	-	-	-	0.93
BQ.LIB. POUR LE COMMERCE PEF. "B"	0.55	55.00		0.55		55.00	USD	-	-	100.00	-	-	-	100.00
BQ.LIB. POUR LE COMMERCE PEF. "C"	0.35	35.70		0.35		35.70	USD	-	-	102.00	-	-	-	102.00
BQ.LIB. POUR LE COMMERCE PEF. "D"	0.75	75.00		0.75		75.00	USD	-	-	100.00	-	-	-	100.00
BANQUE AUDI	399.75	2346.53	399.75			2346.53	USD	5,289,774	31,050,972	5.87	5.87	5.87	5.87	5.87
BANQUE AUDI GDR	116.24	685.80				685.80	USD	-	-	5.90	-	-	-	5.90
BANQUE AUDI PREFERRED "G"	1.50	151.50		1.50	100.00	151.50	USD	-	-	101.00	-	-	-	101.00
BANQUE AUDI PREFERRED "H"	0.75	75.90		0.75	100.00	75.90	USD	-	-	101.20	-	-	-	101.20
BANQUE AUDI PREFERRED "I"	2.50	252.50		2.50	100.00	252.50	USD	-	-	101.00	-	-	-	101.00
BANK OF BEIRUT	16.82	316.26	50.47			948.79	USD	100	1,880	18.80	18.80	18.80	18.80	18.80
BANK OF BEIRUT PRIORITY	4.76	100.00				100.00	USD	-	-	21.00	-	-	-	21.00
BANK OF BEIRUT PREFERRED SHARES "H"	5.40	136.89		5.40	25.00	136.89	USD	-	-	25.35	-	-	-	25.35
BANK OF BEIRUT PREFERRED SHARES "I"	5.00	126.75		5.00	25.00	126.75	USD	-	-	25.35	-	-	-	25.35
BANK OF BEIRUT PREFERRED SHARES "J"	3.00	76.05		3.00	25.00	76.05	USD	-	-	25.35	-	-	-	25.35
BANK OF BEIRUT PREFERRED SHARES "K"	4.00	101.40		4.00	25.00	101.40	USD	-	-	25.35	-	-	-	25.35
BYBLOS BANK	565.52	904.82	565.52			904.82	USD	-	-	1.60	-	-	-	1.60
BYBLOS BANK GDR	1.31	104.73				104.73	USD	-	-	80.00	-	-	-	80.00
BYBLOS BANK PREFERRED SHARES 2008	2.00	204.00		2.00	100.00	204.00	USD	-	-	102.00	-	-	-	102.00
BYBLOS BANK PREFERRED SHARES 2009	2.00	204.40		2.00	96.00	204.40	USD	-	-	102.20	-	-	-	102.20
BQ.EUROPEENNE PR.M.O	51.40	79.67	62.00			96.10	USD	-	-	1.55	-	-	-	1.55
BQ.EUROPEENNE PR.M.O PREFERRED 20	0.35	34.83		0.35	100.00	34.83	USD	-	-	99.50	-	-	-	99.50
BLOM BANK GDR	73.90	931.09				931.09	USD	2,556	32,206	12.60	12.60	12.60	12.60	12.50
BLOM BANK	215.00	2455.30	215.00			2455.30	USD	-	-	11.42	-	-	-	11.42
RASAMNY-YOUNIS MOTORS CO	10.92	35.49	27.30			88.73	USD	-	-	3.25	-	-	-	3.25
HOLCIM Liban	19.52	240.24	19.52			240.24	USD	10,000	123,100	12.31	12.31	12.31	12.31	12.28
STE DES CIMENTS BLANCS B	6.00	23.10	6.00			23.10	USD	-	-	3.85	-	-	-	3.85
STE DES CIMENTS BLANCS N	3.00	5.46	3.00			5.46	USD	-	-	1.82	-	-	-	1.82

<b>TOTAL EXECUTED</b>	<b>1,728.31</b>	<b>11,106.93</b>	<b>1,666.25</b>	<b>11,903.67</b>	<b>5,317,831</b>	<b>\$31,329,727</b>
Official USD Closing	1507.5					

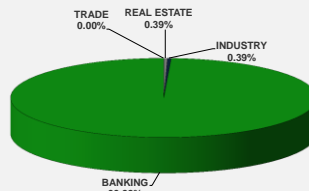
LEBANESE GLOBAL DEPOSITARY RECEIPTS	SHARES MM	BID \$	ASK \$	MID PRICE \$
BLOM BANK	73.90	12.50	12.60	12.55
BYBLOS BANK	1.31	77.00	80.00	78.50
AUDI BANK	116.24	5.90	5.95	5.93

STOCK INDEX	VALUE	PREVIOUS VALUE	% OF CHANGE
MARKET VALUE WEIGHTED INDEX	85.96	86.17	-0.24%
NUMBER OF TRANSACTIONS	29		

BEIRUT STOCK EXCHANGE DAILY TRADING VOLUME



BEIRUT STOCK EXCHANGE DAILY TRADING VALUE \$



**Disclaimer:** The Capital Markets Authority (CMA) publishes reports for general information purposes only. However, under no circumstances the CMA will accept any responsibility or liability in connection with the use of the information provided in these reports or on this website.

MATURITY	CURRENCY	ISSUED AMOUNT (MM)	OUTSTANDING AMOUNT (MM)	COUPON	ISSUE P.	BID\$	ASK\$	MID. P	YIELD	SPREAD	DURATION	CONVEXITY
Lebanon / 12-10-2017	USD	775.00	775.00	5.000	100.000	100.200	100.210	100.200	-2.145	-3.160	0.028	0.002
Lebanon / 27-12-2017	USD	950.00	32.50	5.000	100.000	99.917	99.940	99.917	5.286	4.183	0.233	0.109
Lebanon / 31-12-2017	USD	2,007.51	100.38	4.000	100.000	99.859	99.883	99.859	4.537	3.406	0.242	0.117
Lebanon / 07-03-2018	USD	700.00	35.00	5.000	100.000	99.737	101.737	99.737	5.606	4.387	0.425	0.361
Lebanon / 27-05-2018	USD	200.00	20.00	5.000	100.000	99.858	101.858	99.858	5.345	3.993	0.393	0.408
Lebanon / 12-06-2018	USD	700.00	700.00	5.150	100.000	100.375	102.375	100.375	4.585	3.375	0.672	0.790
Lebanon / 12-11-2018	USD	1,025.00	1,025.00	5.150	100.000	100.340	100.770	100.340	4.827	3.511	1.050	1.643
Lebanon / 28-11-2018	EUR	445.00	445.00	5.350	100.000	102.000	103.000	102.000	3.543	4.274	1.073	2.237
Lebanon / 23-04-2019	USD	500.00	500.00	6.750	100.000	100.375	100.875	100.375	5.244	3.764	1.443	2.870
Lebanon / 20-05-2019	USD	650.00	650.00	6.000	100.000	101.260	102.240	101.260	5.181	3.703	1.512	3.110
Lebanon / 28-11-2019	USD	1,500.00	1,500.00	5.450	100.000	100.200	100.550	100.200	5.347	3.866	1.975	5.031
Lebanon / 09-03-2020	USD	1,200.00	1,200.00	6.375	100.000	101.780	102.330	101.780	5.581	4.102	2.227	6.237
Lebanon / 14-04-2020	USD	700.00	700.00	5.800	100.000	100.450	100.550	100.450	5.606	3.996	2.267	6.560
Lebanon / 19-06-2020	USD	600.00	600.00	6.150	100.000	100.750	101.375	100.750	5.843	4.234	2.431	7.420
Lebanon / 12-04-2021	USD	2,092.47	2,092.47	8.250	100.000	107.534	107.863	107.534	5.854	4.252	2.954	11.110
Lebanon / 27-05-2022	USD	500.00	500.00	6.250	100.000	99.875	100.625	99.875	6.279	4.347	3.904	18.680
Lebanon / 04-10-2022	USD	1,540.00	1,540.00	6.100	100.000	99.300	100.250	99.300	6.265	4.340	4.158	21.198
Lebanon / 27-01-2023	USD	1,100.00	1,100.00	6.000	100.000	98.470	98.660	98.470	6.341	4.419	4.438	23.830
Lebanon / 26-05-2023	USD	500.00	500.00	6.400	100.000	99.500	100.500	99.500	6.505	4.571	4.580	25.810
Lebanon / 22-04-2024	USD	700.00	700.00	6.650	100.000	99.750	100.750	99.750	6.697	4.532	5.098	32.530
Lebanon / 04-11-2024	USD	500.00	538.47	6.250	100.000	97.800	98.513	97.800	6.643	4.486	5.492	37.600
Lebanon / 03-12-2024	USD	250.00	250.00	7.000	100.000	101.550	102.250	101.550	6.722	4.566	5.465	37.495
Lebanon / 26-02-2025	USD	800.00	800.00	6.200	100.000	96.750	97.500	96.750	6.764	4.602	5.791	41.114
Lebanon / 12-06-2025	USD	800.00	800.00	6.250	100.000	96.750	98.750	96.750	6.797	4.627	5.893	43.250
Lebanon / 27-11-2026	USD	1,600.00	1,600.00	6.600	100.000	98.000	98.650	98.000	6.897	4.556	6.610	55.883
Lebanon / 23-03-2027	USD	1,250.00	1,250.00	6.850	100.000	99.125	100.125	99.125	6.977	4.637	6.869	59.585
Lebanon / 29-11-2027	USD	1,000.00	1,000.00	6.750	100.000	98.500	98.600	98.500	6.957	4.624	7.076	65.070
Lebanon / 03-11-2028	USD	500.00	893.20	6.650	100.000	96.750	97.750	96.750	7.077	4.735	7.487	74.051
Lebanon / 25-05-2029	USD	1,000.00	1,000.00	6.850	100.000	97.500	98.500	97.500	7.169	4.830	7.705	79.040
Lebanon / 26-02-2030	USD	1,400.00	1,400.00	6.650	100.000	96.000	97.000	96.000	7.140	4.802	8.211	88.883
Lebanon / 22-04-2031	USD	300.00	300.00	7.000	100.000	98.375	99.375	98.375	7.189	4.849	8.369	96.700
Lebanon / 23-03-2032	USD	1,000.00	1,000.00	7.000	100.000	97.500	98.500	97.500	7.282	4.941	8.929	108.453
Lebanon / 02-11-2035	USD	600.00	600.00	7.050	100.000	96.150	97.280	96.150	7.440	5.106	9.701	138.714
Lebanon / 23-03-2037	USD	750.00	750.00	7.250	100.000	96.450	96.941	96.450	7.602	5.268	10.170	152.076
<b>TOTAL PUBLIC SECTOR EUROBONDS</b>		<b>30,214.101</b>	<b>26,976.13</b>									

EURO CDS

Not Available

LEBANESE PRIVATE SECTOR EUROBONDS

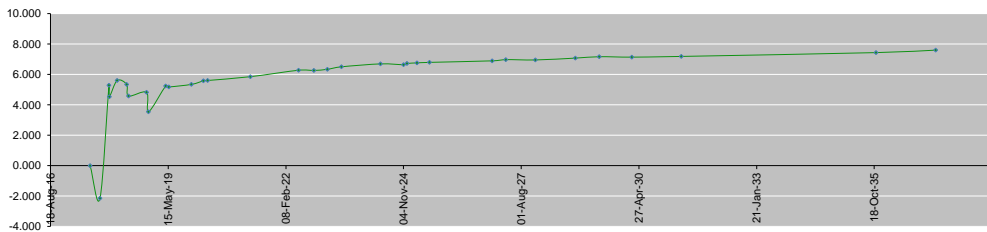
MATURITY	SIZE MM	TYPE	COUPON	Issue P.	BID \$	Ask \$	MID. P	YIELD	SPREAD	DURATION	CONVEXITY
BANK MED S.A.L/14-12-2017	USD 500	Euro CD	5.38	99.46	100.80	100.82	100.80	1.29	0.16	0.20	0.08
BANK BYBLOS S.A.L/21-06-2021	USD 300	Note	7	100	101.87	102.20	101.87	6.42	4.82	3.19	12.58

World Yields in Native Terms	O/N	3 Months	6 Months	9 Months	1 Year	2 Years	3 Years	5 Years	7 Years	10 Years	30 Years
EUR	-	-0.77	-0.84	-0.73	-0.74	-0.68	-0.62	-0.25	0.01	0.49	1.29
U.S.A	-	1.06	1.20	--	1.31	1.47	1.60	1.92	2.15	2.33	2.89
U.K	-	0.24	0.31	--	0.43	0.47	0.56	0.82	1.06	1.40	1.96
Japan	-	-0.05	-0.14	-0.15	-0.13	-0.11	-0.09	-0.07	-0.01	0.07	0.88

Libor	USD	EUR	JPY	GBP
1 Months	1.24	-0.40	-0.05	0.25
2 Months	1.27	-0.39	-0.04	0.29
3 Months	1.33	-0.38	-0.04	0.33
6 Months	1.50	-0.31	-0.01	0.49
1 Year	1.79	-0.22	0.11	0.72

Spot Rates	Bid	Ask
Lebanese Pound	1505.70	1510.70
Euro	1.18	1.1782
British Sterling Pound	1.34	1.3443
Japanese Yen	112.54	112.5800
Gold	1285.37	1285.47

Lebanese Republic USD Eurobonds Yield Curve



Disclaimer: The Capital Markets Authority (CMA) publishes reports for general information purposes only. However, under no circumstances the CMA will accept any responsibility or liability in connection with the use of the information provided in these reports or on this website.

Contact us by email: [research@cma.gov.lb](mailto:research@cma.gov.lb)