

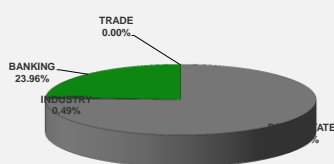
LISTED COMPANIES	LISTED SHARES	MARKET CAP.	TOTAL ORDINARY SHARES	PREFERRED SHARES	PREFERRED SHARES ISSUE PRICE	TOTAL MARKET CAP.	CUR.	TRADED VOLUME	TRADED VALUE	CLOSING PRICE	OPEN PRICE	HIGH PRICE	LOW PRICE	PREVIOUS PRICE
	(MM)	(MM \$)	(MM)	(MM)	USD	(MM \$)								
SOLIERE A	100.00	800.00	100.00			800.00	USD	31,339	250,489	8.00	7.90	8.10	7.82	8.00
SOLIERE B	65.00	530.40	65.00			530.40	USD	7,055	56,902	8.16	7.75	8.20	7.75	8.02
BQ.LIB. POUR LE COMMERCE	51.03	47.46	152.70			142.01	USD	-	-	0.93	-	-	-	0.93
BQ.LIB. POUR LE COMMERCE PEF. "B"	0.55	55.00		0.55		55.00	USD	-	-	100.00	-	-	-	100.00
BQ.LIB. POUR LE COMMERCE PEF. "C"	0.35	35.70		0.35		35.70	USD	-	-	102.00	-	-	-	102.00
BQ.LIB. POUR LE COMMERCE PEF. "D"	0.75	75.00		0.75		75.00	USD	-	-	100.00	-	-	-	100.00
BANQUE AUDI	399.75	2358.52	399.75			2358.52	USD	646	3,811	5.90	5.90	5.90	5.90	5.83
BANQUE AUDI GDR	116.24	685.80				685.80	USD	-	-	5.90	-	-	-	5.90
BANQUE AUDI PREFERRED "G"	1.50	151.50		1.50	100.00	151.50	USD	-	-	101.00	-	-	-	101.00
BANQUE AUDI PREFERRED "H"	0.75	75.90		0.75	100.00	75.90	USD	-	-	101.20	-	-	-	101.20
BANQUE AUDI PREFERRED "I"	2.50	252.50		2.50	100.00	252.50	USD	-	-	101.00	-	-	-	101.00
BANK OF BEIRUT	16.82	316.26	50.47			948.79	USD	-	-	18.80	-	-	-	18.80
BANK OF BEIRUT PRIORITY	4.76	100.00				100.00	USD	-	-	21.00	-	-	-	21.00
BANK OF BEIRUT PREFERRED SHARES "H"	5.40	136.89		5.40	25.00	136.89	USD	-	-	25.35	-	-	-	25.35
BANK OF BEIRUT PREFERRED SHARES "I"	5.00	126.75		5.00	25.00	126.75	USD	-	-	25.35	-	-	-	25.35
BANK OF BEIRUT PREFERRED SHARES "J"	3.00	76.05		3.00	25.00	76.05	USD	1,183	29,989	25.35	25.35	25.35	25.35	25.35
BANK OF BEIRUT PREFERRED SHARES "K"	4.00	101.40		4.00	25.00	101.40	USD	-	-	25.35	-	-	-	25.35
BYBLOS BANK	565.52	910.48	565.52			910.48	USD	6,000	9,630	1.61	1.63	1.63	1.60	1.60
BYBLOS BANK GDR	1.31	104.73				104.73	USD	-	-	80.00	-	-	-	80.00
BYBLOS BANK PREFERRED SHARES 2008	2.00	204.00		2.00	100.00	204.00	USD	-	-	102.00	-	-	-	102.00
BYBLOS BANK PREFERRED SHARES 2009	2.00	204.40		2.00	96.00	204.40	USD	-	-	102.20	-	-	-	102.20
BQ.EUROPEENNE PR.M.O	51.40	79.67	62.00			96.10	USD	-	-	1.55	-	-	-	1.55
BQ.EUROPEENNE PR.M.O PREFERRED 20	0.35	34.83		0.35	100.00	34.83	USD	-	-	99.50	-	-	-	99.50
BLOM BANK GDR	73.90	942.17				942.17	USD	4,347	55,404	12.75	12.65	12.75	12.65	12.65
BLOM BANK	215.00	2472.50	215.00			2472.50	USD	-	-	11.50	-	-	-	11.50
RASAMNY-YOUNIS MOTORS CO	10.92	35.49	27.30			88.73	USD	-	-	3.25	-	-	-	3.25
HOLCIM Liban	19.52	253.90	19.52			253.90	USD	250	3,253	13.01	13.01	13.01	13.01	13.01
STE DES CIMENTS BLANCS B	6.00	23.10	6.00			23.10	USD	-	-	3.85	-	-	-	3.85
STE DES CIMENTS BLANCS N	3.00	5.46	3.00			5.46	USD	-	-	1.82	-	-	-	1.82

<b>TOTAL EXECUTED</b>	<b>1,728.31</b>	<b>11,195.87</b>	<b>1,666.25</b>	<b>11,992.61</b>	<b>50,820</b>	<b>\$409,478</b>
Official USD Closing	1507.5					

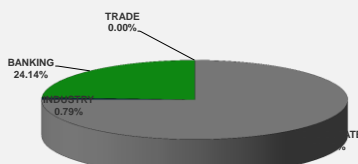
LEBANESE GLOBAL DEPOSITARY RECEIPTS	SHARES MM	BID \$	ASK \$	MID PRICE \$
BLOM BANK	73.90	12.55	12.70	12.63
BYBLOS BANK	1.31	0.00	80.00	80.00
AUDI BANK	116.24	5.95	6.08	6.02

STOCK INDEX	VALUE	PREVIOUS VALUE	% OF CHANGE
MARKET VALUE WEIGHTED INDEX	87.55	86.97	0.66%
NUMBER OF TRANSACTIONS	48		

BEIRUT STOCK EXCHANGE DAILY TRADING VOLUME



BEIRUT STOCK EXCHANGE DAILY TRADING VALUE \$



**Disclaimer:** The Capital Markets Authority (CMA) publishes reports for general information purposes only. However, under no circumstances the CMA will accept any responsibility or liability in connection with the use of the information provided in these reports or on this website.

MATURITY	CURRENCY	ISSUED AMMOUNT (MM)	OUTSTANDING AMOUNT (MM)	COUPON	ISSUE P.	BID\$	ASK\$	MID. P	YIELD	SPREAD	DURATION	CONVEXITY
Lebanon / 12-10-2017	USD	775.00	775.00	5.000	100.000	100.150	100.160	100.150	-1.707	-2.679	0.022	0.001
Lebanon / 27-12-2017	USD	950.00	32.50	5.000	100.000	99.928	99.951	99.928	5.245	4.207	0.228	0.104
Lebanon / 31-12-2017	USD	2,007.51	100.38	4.000	100.000	99.875	100.375	99.875	4.482	3.415	0.237	0.112
Lebanon / 07-03-2018	USD	700.00	35.00	5.000	100.000	99.754	101.754	99.754	5.572	4.373	0.419	0.352
Lebanon / 27-05-2018	USD	200.00	20.00	5.000	100.000	99.873	101.873	99.873	5.311	3.991	0.387	0.402
Lebanon / 12-06-2018	USD	700.00	700.00	5.150	100.000	100.375	102.375	100.375	4.581	3.381	0.666	0.780
Lebanon / 12-11-2018	USD	1,025.00	1,025.00	5.150	100.000	100.387	100.814	100.387	4.782	3.476	1.044	1.630
Lebanon / 28-11-2018	EUR	445.00	445.00	5.350	100.000	102.000	103.000	102.000	3.535	4.268	1.068	2.221
Lebanon / 23-04-2019	USD	500.00	500.00	6.750	100.000	100.500	101.000	100.500	5.159	3.675	1.438	2.850
Lebanon / 20-05-2019	USD	650.00	650.00	6.000	100.000	101.700	101.980	101.700	4.896	3.410	1.507	3.090
Lebanon / 28-11-2019	USD	1,500.00	1,500.00	5.450	100.000	100.400	100.675	100.400	5.247	3.762	1.970	5.012
Lebanon / 09-03-2020	USD	1,200.00	1,200.00	6.375	100.000	102.145	102.800	102.145	5.419	3.931	2.224	6.222
Lebanon / 14-04-2020	USD	700.00	700.00	5.800	100.000	100.250	100.800	100.250	5.692	4.059	2.262	6.534
Lebanon / 19-06-2020	USD	600.00	600.00	6.150	100.000	101.125	101.625	101.125	5.692	4.068	2.428	7.400
Lebanon / 12-04-2021	USD	2,092.47	2,092.47	8.250	100.000	107.923	108.253	107.923	5.733	4.114	2.951	11.090
Lebanon / 27-05-2022	USD	500.00	500.00	6.250	100.000	100.125	100.750	100.125	6.216	4.279	3.900	18.640
Lebanon / 04-10-2022	USD	1,540.00	1,540.00	6.100	100.000	100.200	100.500	100.200	6.053	4.115	4.158	21.195
Lebanon / 27-01-2023	USD	1,100.00	1,100.00	6.000	100.000	98.650	98.800	98.650	6.300	4.365	4.434	23.790
Lebanon / 26-05-2023	USD	500.00	500.00	6.400	100.000	99.875	100.500	99.875	6.424	4.487	4.576	25.780
Lebanon / 22-04-2024	USD	700.00	700.00	6.650	100.000	99.420	100.820	99.420	6.760	4.580	5.091	32.450
Lebanon / 04-11-2024	USD	500.00	538.47	6.250	100.000	98.050	98.850	98.050	6.598	4.426	5.491	37.579
Lebanon / 03-12-2024	USD	250.00	250.00	7.000	100.000	101.690	102.560	101.690	6.697	4.528	5.463	37.466
Lebanon / 26-02-2025	USD	800.00	800.00	6.200	100.000	97.150	98.020	97.150	6.694	4.513	5.792	41.117
Lebanon / 12-06-2025	USD	800.00	800.00	6.250	100.000	97.125	99.125	97.125	6.733	4.541	5.893	43.240
Lebanon / 27-11-2026	USD	1,600.00	1,600.00	6.600	100.000	98.150	98.800	98.150	6.874	4.537	6.608	55.844
Lebanon / 23-03-2027	USD	1,250.00	1,250.00	6.850	100.000	99.920	99.950	99.920	6.861	4.524	6.869	59.582
Lebanon / 29-11-2027	USD	1,000.00	1,000.00	6.750	100.000	98.800	99.050	98.800	6.915	4.578	7.078	65.100
Lebanon / 03-11-2028	USD	500.00	893.20	6.650	100.000	97.100	97.400	97.100	7.030	4.696	7.482	73.967
Lebanon / 25-05-2029	USD	1,000.00	1,000.00	6.850	100.000	98.500	99.500	98.500	7.039	4.701	7.725	79.330
Lebanon / 26-02-2030	USD	1,400.00	1,400.00	6.650	100.000	96.340	97.470	96.340	7.098	4.752	8.217	88.965
Lebanon / 22-04-2031	USD	300.00	300.00	7.000	100.000	98.050	99.450	98.050	7.227	4.882	8.360	96.540
Lebanon / 23-03-2032	USD	1,000.00	1,000.00	7.000	100.000	97.780	98.250	97.780	7.250	4.913	8.924	108.364
Lebanon / 02-11-2035	USD	600.00	600.00	7.050	100.000	96.700	98.180	96.700	7.383	5.050	9.729	139.297
Lebanon / 23-03-2037	USD	750.00	750.00	7.250	100.000	97.100	97.425	97.100	7.536	5.199	10.192	152.585
<b>TOTAL PUBLIC SECTOR EUROBONDS</b>		<b>30,213.122</b>	<b>26,975.15</b>									

EURO CDS

Not Available

LEBANESE PRIVATE SECTOR EUROBONDS

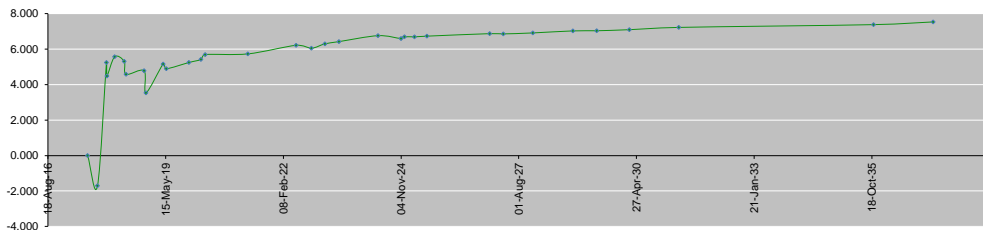
MATURITY	SIZE MM	TYPE	COUPON	Issue P.	BID \$	Ask \$	MID. P	YIELD	SPREAD	DURATION	CONVEXITY
BANK MED S.A.L/14-12-2017	USD 500	Euro CD	5.38	99.46	100.78	100.80	100.78	1.29	0.23	0.19	0.08
BANK BYBLOS S.A.L/21-06-2021	USD 300	Note	7	100	101.84	102.17	101.84	6.43	4.81	3.18	12.54

World Yields in Native Terms	O/N	3 Months	6 Months	9 Months	1 Year	2 Years	3 Years	5 Years	7 Years	10 Years	30 Years
EUR	-	-0.75	-0.85	-0.72	-0.73	-0.69	-0.63	-0.27	-0.02	0.46	1.23
U.S.A	-	1.06	1.20	--	1.30	1.49	1.62	1.93	2.17	2.33	2.86
U.K	-	0.24	0.31	--	0.39	0.43	0.52	0.77	0.99	1.34	1.89
Japan	-	-0.12	-0.11	-0.09	-0.13	-0.11	-0.08	-0.06	-0.01	0.07	0.88

Libor	USD	EUR	JPY	GBP
1 Months	1.23	-0.40	-0.05	0.25
2 Months	1.27	-0.39	-0.04	0.30
3 Months	1.33	-0.38	-0.05	0.34
6 Months	1.51	-0.31	-0.01	0.49
1 Year	1.78	-0.22	0.10	0.73

Spot Rates	Bid	Ask
Lebanese Pound	1504.00	1509.00
Euro	1.18	1.1752
British Sterling Pound	1.33	1.3277
Japanese Yen	112.67	112.6900
Gold	1274.86	1274.96

Lebanese Republic USD Eurobonds Yield Curve



Disclaimer: The Capital Markets Authority (CMA) publishes reports for general information purposes only. However, under no circumstances the CMA will accept any responsibility or liability in connection with the use of the information provided in these reports or on this website.

Contact us by email: [research@cma.gov.lb](mailto:research@cma.gov.lb)