

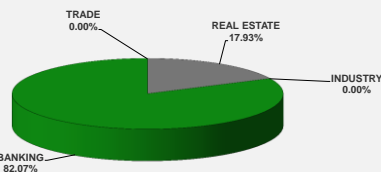
LISTED COMPANIES	LISTED SHARES	MARKET CAP.	TOTAL ORDINARY SHARES	PREFERRED SHARES	PREFERRED SHARES ISSUE PRICE	TOTAL MARKET CAP.	CUR.	TRADED VOLUME	TRADED VALUE	CLOSING PRICE	OPEN PRICE	HIGH PRICE	LOW PRICE	PREVIOUS PRICE
	(MM)	(MM \$)	(MM)	(MM)	USD	(MM \$)								
SOLIDERE A	100.00	802.00	100.00			802.00	USD	14,700	117,621	8.02	7.95	8.04	7.92	8.03
SOLIDERE B	65.00	519.35	65.00			519.35	USD	2,902	23,194	7.99	7.95	8.00	7.90	8.00
BQ.LIB. POUR LE COMMERCE	51.03	47.46	152.70			142.01	USD	-	-	0.93	-	-	-	0.93
BQ.LIB. POUR LE COMMERCE PEF. "B"	0.55	55.00		0.55		55.00	USD	-	-	100.00	-	-	-	100.00
BQ.LIB. POUR LE COMMERCE PEF. "C"	0.35	35.70		0.35		35.70	USD	-	-	102.00	-	-	-	102.00
BQ.LIB. POUR LE COMMERCE PEF. "D"	0.75	75.00		0.75		75.00	USD	250	25,000	100.00	100.00	100.00	100.00	100.00
BANQUE AUDI	399.75	2338.53	399.75			2338.53	USD	-	-	5.85	-	-	-	5.85
BANQUE AUDI GDR	116.24	696.27				696.27	USD	56,000	335,600	5.99	5.90	6.00	5.90	6.00
BANQUE AUDI PREFERRED "G"	1.50	152.25		1.50	100.00	152.25	USD	-	-	101.50	-	-	-	101.50
BANQUE AUDI PREFERRED "H"	0.75	75.90		0.75	100.00	75.90	USD	-	-	101.20	-	-	-	101.20
BANQUE AUDI PREFERRED "I"	2.50	252.75		2.50	100.00	252.75	USD	-	-	101.10	-	-	-	101.10
BANK OF BEIRUT	16.82	316.26	50.47			948.79	USD	-	-	18.80	-	-	-	18.80
BANK OF BEIRUT PRIORITY	4.76	100.00				100.00	USD	-	-	21.00	-	-	-	21.00
BANK OF BEIRUT PREFERRED SHARES "H"	5.40	136.89		5.40	25.00	136.89	USD	-	-	25.35	-	-	-	25.35
BANK OF BEIRUT PREFERRED SHARES "I"	5.00	126.75		5.00	25.00	126.75	USD	-	-	25.35	-	-	-	25.35
BANK OF BEIRUT PREFERRED SHARES "J"	3.00	76.05		3.00	25.00	76.05	USD	-	-	25.35	-	-	-	25.35
BANK OF BEIRUT PREFERRED SHARES "K"	4.00	101.40		4.00	25.00	101.40	USD	-	-	25.35	-	-	-	25.35
BYBLOS BANK	565.52	910.48	565.52			910.48	USD	3,000	4,830	1.61	1.61	1.61	1.61	1.61
BYBLOS BANK GDR	1.31	104.73				104.73	USD	-	-	80.00	-	-	-	80.00
BYBLOS BANK PREFERRED SHARES 2008	2.00	204.00		2.00	100.00	204.00	USD	-	-	102.00	-	-	-	102.00
BYBLOS BANK PREFERRED SHARES 2009	2.00	204.20		2.00	96.00	204.20	USD	-	-	102.10	-	-	-	102.10
BQ.EUROPEENNE PR.M.O	51.40	66.82	62.00			80.60	USD	-	-	1.30	-	-	-	1.30
BQ.EUROPEENNE PR.M.O PREFERRED 20	0.35	34.83		0.35	100.00	34.83	USD	-	-	99.50	-	-	-	99.50
BLOM BANK GDR	73.90	935.52				935.52	USD	8,335	105,515	12.66	12.65	12.70	12.65	12.65
BLOM BANK	215.00	2494.00	215.00			2494.00	USD	13,000	150,800	11.60	11.60	11.60	11.60	11.60
RASAMNY-YOUNIS MOTORS CO	10.92	35.49	27.30			88.73	USD	-	-	3.25	-	-	-	3.25
HOLCIM Liban	19.52	268.35	19.52			268.35	USD	-	-	13.75	-	-	-	13.75
STE DES CIMENTS BLANCS B	6.00	21.00	6.00			21.00	USD	-	-	3.50	-	-	-	3.50
STE DES CIMENTS BLANCS N	3.00	5.46	3.00			5.46	USD	-	-	1.82	-	-	-	1.82

TOTAL EXECUTED	1,728.31	11,192.43	1,666.25	11,986.52	98,187	\$762,560
Official USD Closing	1507.5					

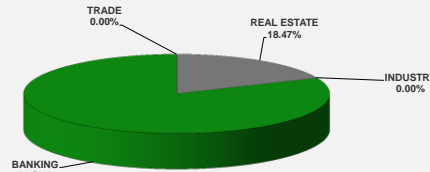
LEBANESE GLOBAL DEPOSITARY RECEIPTS	SHARES MM	BID \$	ASK \$	MID PRICE \$
BLOM BANK	73.90	12.45	12.60	12.53
BYBLOS BANK	1.31	77.00	0.00	77.00
AUDI BANK	116.24	5.95	6.00	5.98

STOCK INDEX	VALUE	PREVIOUS VALUE	% OF CHANGE
MARKET VALUE WEIGHTED INDEX	87.23	87.30	-0.09%
NUMBER OF TRANSACTIONS	35		

BEIRUT STOCK EXCHANGE DAILY TRADING VOLUME



BEIRUT STOCK EXCHANGE DAILY TRADING VALUE \$



Disclaimer: The Capital Markets Authority (CMA) publishes reports for general information purposes only. However, under no circumstances the CMA will accept any responsibility or liability in connection with the use of the information provided in these reports or on this website.

MATURITY	CURRENCY	ISSUED AMMOUNT (MM)	OUTSTANDING AMOUNT (MM)	COUPON	ISSUE P.	BID\$	ASK\$	MID_P	YIELD	SPREAD	DURATION	CONVEXITY
Lebanon / 12-10-2017	USD	775.00	#N/A * The record could not be found	5.000	100.000	#N/A	#N/A * The record could not be found	#N/A * The record could not be found	#N/A * The record could not be found	#VALUE!	#N/A * The record could not be found	#N/A * The record could not be found
Lebanon / 27-12-2017	USD	950.00	32.50	5.000	100.000	99.933	99.952	99.933	5.272	4.206	0.190	0.072
Lebanon / 31-12-2017	USD	2,007.51	100.38	4.000	100.000	99.885	99.905	99.885	4.526	3.424	0.198	0.079
Lebanon / 07-03-2018	USD	700.00	35.00	5.000	100.000	99.764	101.764	99.764	5.593	4.331	0.382	0.291
Lebanon / 27-05-2018	USD	200.00	20.00	5.000	100.000	99.878	101.878	99.878	5.334	3.932	0.349	0.356
Lebanon / 12-06-2018	USD	700.00	700.00	5.150	100.000	100.750	102.750	100.750	3.961	2.714	0.630	0.710
Lebanon / 12-11-2018	USD	1,025.00	1,025.00	5.150	100.000	100.750	100.850	100.750	4.419	3.010	1.008	1.537
Lebanon / 28-11-2018	EUR	445.00	445.00	5.350	100.000	101.500	103.500	101.500	3.936	4.696	1.031	2.110
Lebanon / 23-04-2019	USD	500.00	500.00	6.750	100.000	100.750	101.250	100.750	4.979	3.466	1.402	2.730
Lebanon / 20-05-2019	USD	650.00	650.00	6.000	100.000	101.350	102.600	101.350	5.101	3.585	1.470	2.970
Lebanon / 28-11-2019	USD	1,500.00	1,500.00	5.450	100.000	100.550	101.000	100.550	5.169	3.654	1.934	4.852
Lebanon / 09-03-2020	USD	1,200.00	1,200.00	6.375	100.000	102.150	102.850	102.150	5.401	3.887	2.187	6.039
Lebanon / 14-04-2020	USD	700.00	700.00	5.800	100.000	100.400	101.000	100.400	5.625	3.976	2.289	6.534
Lebanon / 19-06-2020	USD	600.00	600.00	6.150	100.000	101.375	101.875	101.375	5.585	3.933	2.391	7.210
Lebanon / 12-04-2021	USD	2,092.47	2,092.47	8.250	100.000	107.616	107.942	107.616	5.803	4.156	3.024	11.250
Lebanon / 27-05-2022	USD	500.00	500.00	6.250	100.000	100.750	101.750	100.750	6.059	4.142	3.869	18.390
Lebanon / 04-10-2022	USD	1,540.00	1,540.00	6.100	100.000	100.200	101.500	100.200	6.053	4.137	4.125	20.901
Lebanon / 27-01-2023	USD	1,100.00	1,100.00	6.000	100.000	98.850	99.100	98.850	6.257	4.341	4.398	23.460
Lebanon / 26-05-2023	USD	500.00	500.00	6.400	100.000	100.250	100.750	100.250	6.345	4.424	4.542	25.440
Lebanon / 22-04-2024	USD	700.00	700.00	6.650	100.000	100.450	100.480	100.450	6.564	4.441	5.058	32.090
Lebanon / 04-11-2024	USD	500.00	538.47	6.250	100.000	98.150	98.750	98.150	6.582	4.457	5.453	37.147
Lebanon / 03-12-2024	USD	250.00	250.00	7.000	100.000	101.800	102.300	101.800	6.676	4.553	5.424	37.028
Lebanon / 26-02-2025	USD	800.00	800.00	6.200	100.000	97.325	97.925	97.325	6.664	4.542	5.755	40.668
Lebanon / 12-06-2025	USD	800.00	800.00	6.250	100.000	97.375	99.375	97.375	6.692	4.567	5.859	42.820
Lebanon / 27-11-2026	USD	1,600.00	1,600.00	6.600	100.000	98.150	99.400	98.150	6.875	4.589	6.575	55.396
Lebanon / 23-03-2027	USD	1,250.00	1,250.00	6.850	100.000	99.920	99.950	99.920	6.861	4.575	6.832	59.050
Lebanon / 29-11-2027	USD	1,000.00	1,000.00	6.750	100.000	98.950	99.610	98.950	6.894	4.609	7.048	64.650
Lebanon / 03-11-2028	USD	500.00	893.20	6.650	100.000	97.322	97.550	97.322	7.002	4.715	7.448	73.449
Lebanon / 25-05-2029	USD	1,000.00	1,000.00	6.850	100.000	98.125	98.875	98.125	7.089	4.795	7.674	78.540
Lebanon / 26-02-2030	USD	1,400.00	1,400.00	6.650	100.000	96.500	97.150	96.500	7.078	4.792	8.177	88.295
Lebanon / 22-04-2031	USD	300.00	300.00	7.000	100.000	98.050	98.700	98.050	7.228	4.943	8.311	95.700
Lebanon / 23-03-2032	USD	1,000.00	1,000.00	7.000	100.000	97.750	98.400	97.750	7.253	4.967	8.889	107.713
Lebanon / 02-11-2035	USD	600.00	600.00	7.050	100.000	96.800	98.150	96.800	7.373	5.088	9.693	138.577
Lebanon / 23-03-2037	USD	750.00	750.00	7.250	100.000	97.450	97.754	97.450	7.501	5.215	10.171	152.175
TOTAL PUBLIC SECTOR EUROBONDS		30,215.125	#VALUE!									

EURO CDS

Not Available

LEBANESE PRIVATE SECTOR EUROBONDS

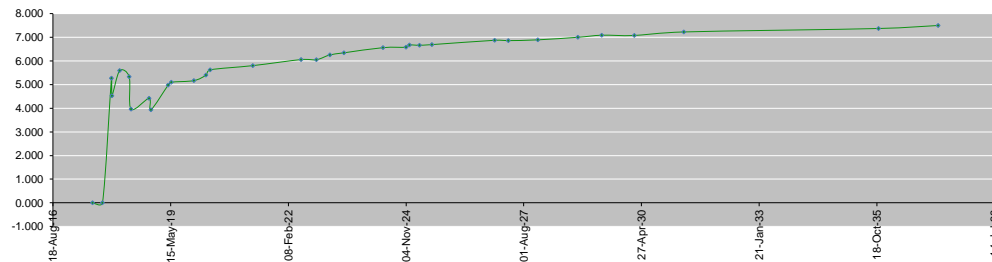
MATURITY	SIZE MM	TYPE	COUPON	Issue P.	BID \$	Ask \$	MID_P	YIELD	SPREAD	DURATION	CONVEXITY
BANK MED S.A.L/14-12-2017	USD 500	Euro CD	5.38	99.46	100.63	100.64	100.63	1.29	0.21	0.16	0.05
BANK BYBLOS S.A.L/21-06-2021	USD 300	Note	7	100	101.89	102.21	101.89	6.41	4.77	3.15	12.29

World Yields in Native Terms	O/N	3 Months	6 Months	9 Months	1 Year	2 Years	3 Years	5 Years	7 Years	10 Years	30 Years
EUR	-	-0.82	-0.85	-0.75	-0.76	-0.74	-0.66	-0.33	-0.08	0.39	1.19
U.S.A	-	1.08	1.25	--	1.40	1.51	1.65	1.92	2.12	2.29	2.81
U.K	-	0.26	0.39	--	0.45	0.47	0.57	0.81	1.03	1.36	1.91
Japan	-	-0.14	-0.13	-0.09	-0.14	-0.14	-0.10	-0.08	-0.03	0.06	0.88

Libor	USD	EUR	JPY	GBP
1 Months	1.24	-0.40	-0.03	0.29
2 Months	1.28	-0.39	-0.03	0.33
3 Months	1.35	-0.38	-0.04	0.37
6 Months	1.53	-0.31	0.00	0.53
1 Year	1.81	-0.23	0.10	0.74

Spot Rates	Bid	Ask
Lebanese Pound	1503.98	1513.30
Euro	1.18	1.1805
British Sterling Pound	1.33	1.3300
Japanese Yen	111.78	111.7900
Gold	1305.30	1305.42

Lebanese Republic USD Eurobonds Yield Curve



Disclaimer: The Capital Markets Authority (CMA) publishes reports for general information purposes only. However, under no circumstances the CMA will accept any responsibility or liability in connection with the use of the information provided in these reports or on this website.

Contact us by email: research@cma.gov.lb