

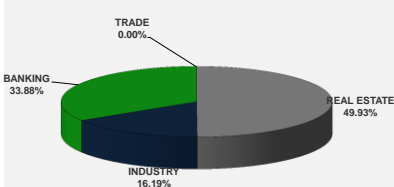
LISTED COMPANIES	LISTED SHARES	MARKET CAP.	TOTAL ORDINARY SHARES	PREFERRED SHARES	PREFERRED SHARES ISSUE PRICE	TOTAL MARKET CAP.	CUR.	TRADED VOLUME	TRADED VALUE	CLOSING PRICE	OPEN PRICE	HIGH PRICE	LOW PRICE	PREVIOUS PRICE
	(MM)	(MM \$)	(MM)	(MM)	USD	(MM \$)								
SOLIDERE A	100.00	799.00	100.00			799.00	USD	19,631	155,936	7.99	7.93	8.00	7.85	8.02
SOLIDERE B	65.00	512.85	65.00			512.85	USD	17,378	138,518	7.89	7.90	8.10	7.85	7.99
BQ.LIB. POUR LE COMMERCE	51.03	47.46	152.70			142.01	USD	-	-	0.93	-	-	-	0.93
BQ.LIB. POUR LE COMMERCE PEF. "B"	0.55	55.00		0.55		55.00	USD	-	-	100.00	-	-	-	100.00
BQ.LIB. POUR LE COMMERCE PEF. "C"	0.35	35.00		0.35		35.00	USD	500	50,000	100.00	100.00	100.00	100.00	102.00
BQ.LIB. POUR LE COMMERCE PEF. "D"	0.75	75.00		0.75		75.00	USD	-	-	100.00	-	-	-	100.00
BANQUE AUDI	399.75	2326.54	399.75			2326.54	USD	700	4,074	5.82	5.82	5.82	5.82	5.85
BANQUE AUDI GDR	116.24	697.43				697.43	USD	6,500	39,000	6.00	6.00	6.00	6.00	5.99
BANQUE AUDI PREFERRED "G"	1.50	152.25		1.50	100.00	152.25	USD	-	-	101.50	-	-	-	101.50
BANQUE AUDI PREFERRED "H"	0.75	75.90		0.75	100.00	75.90	USD	-	-	101.20	-	-	-	101.20
BANQUE AUDI PREFERRED "I"	2.50	252.75		2.50	100.00	252.75	USD	-	-	101.10	-	-	-	101.10
BANK OF BEIRUT	16.82	316.26	50.47			948.79	USD	-	-	18.80	-	-	-	18.80
BANK OF BEIRUT PRIORITY	4.76	100.00				100.00	USD	-	-	21.00	-	-	-	21.00
BANK OF BEIRUT PREFERRED SHARES "H"	5.40	136.89		5.40	25.00	136.89	USD	-	-	25.35	-	-	-	25.35
BANK OF BEIRUT PREFERRED SHARES "I"	5.00	126.75		5.00	25.00	126.75	USD	-	-	25.35	-	-	-	25.35
BANK OF BEIRUT PREFERRED SHARES "J"	3.00	76.05		3.00	25.00	76.05	USD	-	-	25.35	-	-	-	25.35
BANK OF BEIRUT PREFERRED SHARES "K"	4.00	101.40		4.00	25.00	101.40	USD	-	-	25.35	-	-	-	25.35
BYBLOS BANK	565.52	910.48	565.52			910.48	USD	-	-	1.61	-	-	-	1.61
BYBLOS BANK GDR	1.31	104.73				104.73	USD	-	-	80.00	-	-	-	80.00
BYBLOS BANK PREFERRED SHARES 2008	2.00	204.00		2.00	100.00	204.00	USD	485	49,470	102.00	102.00	102.00	102.00	102.00
BYBLOS BANK PREFERRED SHARES 2009	2.00	204.00		2.00	96.00	204.00	USD	1,595	162,700	102.00	102.10	102.10	102.00	102.10
BQ.EUROPEENNE PR.M.O	51.40	66.82	62.00			80.60	USD	-	-	1.30	-	-	-	1.30
BQ.EUROPEENNE PR.M.O PREFERRED 20	0.35	35.00		0.35	100.00	35.00	USD	400	40,000	100.00	100.00	100.00	100.00	99.50
BLOM BANK GDR	73.90	934.78				934.78	USD	9,937	125,703	12.65	12.65	12.65	12.65	12.66
BLOM BANK	215.00	2494.00	215.00			2494.00	USD	5,000	58,000	11.60	11.60	11.60	11.60	11.60
RASAMNY-YOUNIS MOTORS CO	10.92	35.49	27.30			88.73	USD	-	-	3.25	-	-	-	3.25
HOLCIM Liban	19.52	259.37	19.52			259.37	USD	12,000	159,500	13.29	13.50	13.50	13.25	13.75
STE DES CIMENTS BLANCS B	6.00	21.00	6.00			21.00	USD	-	-	3.50	-	-	-	3.50
STE DES CIMENTS BLANCS N	3.00	5.46	3.00			5.46	USD	-	-	1.82	-	-	-	1.82

TOTAL EXECUTED	1,728.31	11,161.66	1,666.25	11,955.75	74,126	\$982,901
Official USD Closing	1507.5					

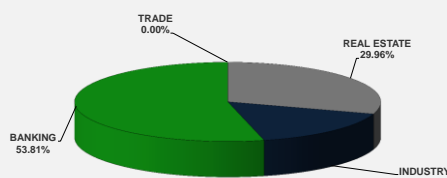
LEBANESE GLOBAL DEPOSITARY RECEIPTS	SHARES MM	BID \$	ASK \$	MID PRICE \$
BLOM BANK	73.90	12.50	12.65	12.58
BYBLOS BANK	1.31	77.00	0.00	77.00
AUDI BANK	116.24	6.00	6.07	6.04

STOCK INDEX	VALUE	PREVIOUS VALUE	% OF CHANGE
MARKET VALUE WEIGHTED INDEX	86.71	87.23	-0.60%
NUMBER OF TRANSACTIONS	47		

BEIRUT STOCK EXCHANGE DAILY TRADING VOLUME



BEIRUT STOCK EXCHANGE DAILY TRADING VALUE \$



Disclaimer: The Capital Markets Authority (CMA) publishes reports for general information purposes only. However, under no circumstances the CMA will accept any responsibility or liability in connection with the use of the information provided in these reports or on this website.

MATURITY	CURRENCY	ISSUED AMMOUNT (MM)	OUTSTANDING AMOUNT (MM)	COUPON	ISSUE P.	BID\$	ASK\$	MID_P	YIELD	SPREAD	DURATION	CONVEXITY
Lebanon / 12-10-2017	USD	775.00	#N/A * The record could not be found	5.000	100.000	#N/A	#N/A * The record could not be found	#N/A * The record could not be found	#N/A * The record could not be found	#VALUE!	#N/A * The record could not be found	#N/A * The record could not be found
Lebanon / 27-12-2017	USD	950.00	32.50	5.000	100.000	99.933	99.951	99.933	5.276	4.188	0.187	0.070
Lebanon / 31-12-2017	USD	2,007.51	100.38	4.000	100.000	99.875	100.375	99.875	4.584	3.449	0.196	0.077
Lebanon / 07-03-2018	USD	700.00	35.00	5.000	100.000	99.764	101.764	99.764	5.596	4.265	0.379	0.287
Lebanon / 27-05-2018	USD	200.00	20.00	5.000	100.000	99.878	101.878	99.878	5.337	3.863	0.347	0.352
Lebanon / 12-06-2018	USD	700.00	700.00	5.150	100.000	100.375	102.375	100.375	4.546	3.255	0.626	0.710
Lebanon / 12-11-2018	USD	1,025.00	1,025.00	5.150	100.000	100.670	100.830	100.670	4.495	3.078	1.005	1.529
Lebanon / 28-11-2018	EUR	445.00	445.00	5.350	100.000	102.000	103.000	102.000	3.473	4.227	1.029	2.102
Lebanon / 23-04-2019	USD	500.00	500.00	6.750	100.000	100.750	101.250	100.750	4.978	3.441	1.399	2.720
Lebanon / 20-05-2019	USD	650.00	650.00	6.000	100.000	101.500	102.000	101.500	5.001	3.460	1.466	2.950
Lebanon / 28-11-2019	USD	1,500.00	1,500.00	5.450	100.000	100.550	100.975	100.550	5.168	3.629	1.931	4.840
Lebanon / 09-03-2020	USD	1,200.00	1,200.00	6.375	100.000	102.310	102.800	102.310	5.329	3.790	2.184	6.027
Lebanon / 14-04-2020	USD	700.00	700.00	5.800	100.000	100.300	101.550	100.300	5.668	3.992	2.288	6.527
Lebanon / 19-06-2020	USD	600.00	600.00	6.150	100.000	101.375	101.875	101.375	5.584	3.905	2.389	7.200
Lebanon / 12-04-2021	USD	2,092.47	2,092.47	8.250	100.000	107.500	108.000	107.500	5.837	4.158	3.021	11.240
Lebanon / 27-05-2022	USD	500.00	500.00	6.250	100.000	100.375	100.875	100.375	6.153	4.206	3.861	18.320
Lebanon / 04-10-2022	USD	1,540.00	1,540.00	6.100	100.000	100.310	100.940	100.310	6.027	4.074	4.120	20.861
Lebanon / 27-01-2023	USD	1,100.00	1,100.00	6.000	100.000	98.850	98.970	98.850	6.257	4.294	4.395	23.430
Lebanon / 26-05-2023	USD	500.00	500.00	6.400	100.000	100.250	100.750	100.250	6.345	4.397	4.539	25.420
Lebanon / 22-04-2024	USD	700.00	700.00	6.650	100.000	100.125	100.875	100.125	6.626	4.479	5.055	32.070
Lebanon / 04-11-2024	USD	500.00	538.47	6.250	100.000	98.000	98.750	98.000	6.609	4.446	5.449	37.106
Lebanon / 03-12-2024	USD	250.00	250.00	7.000	100.000	102.000	102.750	102.000	6.641	4.493	5.426	37.043
Lebanon / 26-02-2025	USD	800.00	800.00	6.200	100.000	97.250	97.800	97.250	6.678	4.528	5.751	40.621
Lebanon / 12-06-2025	USD	800.00	800.00	6.250	100.000	97.125	99.125	97.125	6.735	4.576	5.852	42.750
Lebanon / 27-11-2026	USD	1,600.00	1,600.00	6.600	100.000	98.100	98.750	98.100	6.883	4.583	6.566	55.280
Lebanon / 23-03-2027	USD	1,250.00	1,250.00	6.850	100.000	99.750	100.500	99.750	6.885	4.585	6.832	59.057
Lebanon / 29-11-2027	USD	1,000.00	1,000.00	6.750	100.000	98.900	99.620	98.900	6.902	4.592	7.045	64.610
Lebanon / 03-11-2028	USD	500.00	893.20	6.650	100.000	97.000	97.750	97.000	7.045	4.743	7.444	73.386
Lebanon / 25-05-2029	USD	1,000.00	1,000.00	6.850	100.000	98.000	99.000	98.000	7.105	4.805	7.672	78.500
Lebanon / 26-02-2030	USD	1,400.00	1,400.00	6.650	100.000	96.375	97.375	96.375	7.094	4.794	8.175	88.271
Lebanon / 22-04-2031	USD	300.00	300.00	7.000	100.000	98.250	99.250	98.250	7.205	4.905	8.320	95.850
Lebanon / 23-03-2032	USD	1,000.00	1,000.00	7.000	100.000	97.500	98.500	97.500	7.282	4.982	8.884	107.620
Lebanon / 02-11-2035	USD	600.00	600.00	7.050	100.000	96.550	98.000	96.550	7.399	5.082	9.681	138.334
Lebanon / 23-03-2037	USD	750.00	750.00	7.250	100.000	97.450	97.730	97.450	7.501	5.184	10.168	152.106
TOTAL PUBLIC SECTOR EUROBONDS		30,213.211	#VALUE!									

EURO CDS

Not Available

LEBANESE PRIVATE SECTOR EUROBONDS

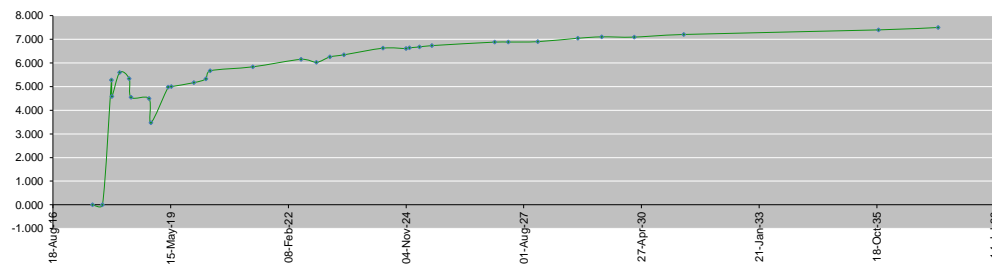
MATURITY	SIZE MM	TYPE	COUPON	Issue P.	BID \$	Ask \$	MID_P	YIELD	SPREAD	DURATION	CONVEXITY
BANK MED S.A.L/14-12-2017	USD 500	Euro CD	5.38	99.46	100.62	100.63	100.62	1.29	0.19	0.15	0.05
BANK BYBLOS S.A.L/21-06-2021	USD 300	Note	7	100	101.73	102.06	101.73	6.46	4.77	3.14	12.26

World Yields in Native Terms	O/N	3 Months	6 Months	9 Months	1 Year	2 Years	3 Years	5 Years	7 Years	10 Years	30 Years
EUR	-	-0.82	-0.85	-0.74	-0.74	-0.73	-0.67	-0.33	-0.09	0.37	1.17
U.S.A	-	1.11	1.27	--	1.41	1.55	1.69	1.96	2.16	2.31	2.83
U.K	-	0.29	0.41	--	0.42	0.44	0.53	0.76	0.98	1.31	1.87
Japan	-	-0.14	-0.13	-0.09	-0.14	-0.13	-0.10	-0.08	-0.02	0.07	0.88

Libor	USD	EUR	JPY	GBP
1 Month	1.24	-0.41	-0.02	0.30
2 Months	1.28	-0.39	-0.02	0.34
3 Months	1.35	-0.38	-0.03	0.38
6 Months	1.53	-0.31	0.00	0.53
1 Year	1.81	-0.23	0.11	0.75

Spot Rates	Bid	Ask
Lebanese Pound	1505.60	1510.60
Euro	1.18	1.1760
British Sterling Pound	1.32	1.3181
Japanese Yen	112.36	112.3700
Gold	1286.62	1286.79

Lebanese Republic USD Eurobonds Yield Curve



Disclaimer: The Capital Markets Authority (CMA) publishes reports for general information purposes only. However, under no circumstances the CMA will accept any responsibility or liability in connection with the use of the information provided in these reports or on this website.

Contact us by email: research@cma.gov.lb