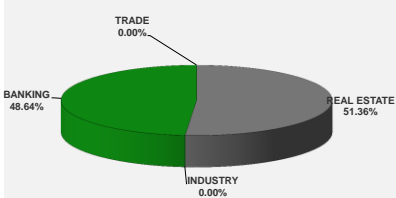


LISTED COMPANIES	LISTED SHARES	MARKET CAP.	TOTAL ORDINARY SHARES	PREFERRED SHARES	PREFERRED SHARES ISSUE PRICE	TOTAL MARKET CAP.	CUR.	TRADED VOLUME	TRADED VALUE	CLOSING PRICE	OPEN PRICE	HIGH PRICE	LOW PRICE	PREVIOUS PRICE
	(MM)	(MM \$)	(MM)	(MM)	USD	(MM \$)								
SOLIERE A	100.00	753.00	100.00			753.00	USD	48,237	364,181	7.53	7.76	7.76	7.41	8.15
SOLIERE B	65.00	491.40	65.00			491.40	USD	47,692	358,906	7.56	7.80	7.80	7.30	8.13
BQ.LIB. POUR LE COMMERCE	51.03	47.46	152.70			142.01	USD	-	-	0.93	-	-	-	0.93
BQ.LIB. POUR LE COMMERCE PEF. "B"	0.55	55.00		0.55		55.00	USD	-	-	100.00	-	-	-	100.00
BQ.LIB. POUR LE COMMERCE PEF. "C"	0.35	35.00		0.35		35.00	USD	1,000	100,000	100.00	100.00	100.00	100.00	100.00
BQ.LIB. POUR LE COMMERCE PEF. "D"	0.75	75.00		0.75		75.00	USD	-	-	100.00	-	-	-	100.00
BANQUE AUDI	399.75	2350.53	399.75			2350.53	USD	8,100	47,635	5.88	5.90	5.90	5.85	6.00
BANQUE AUDI GDR	116.24	679.99				679.99	USD	21,000	122,900	5.85	5.90	5.90	5.85	6.04
BANQUE AUDI PREFERRED "G"	1.50	152.25		1.50	100.00	152.25	USD	-	-	101.50	-	-	-	101.50
BANQUE AUDI PREFERRED "H"	0.75	75.90		0.75	100.00	75.90	USD	-	-	101.20	-	-	-	101.20
BANQUE AUDI PREFERRED "I"	2.50	255.00		2.50	100.00	255.00	USD	-	-	102.00	-	-	-	102.00
BANK OF BEIRUT	16.82	316.26	50.47			948.79	USD	-	-	18.80	-	-	-	18.80
BANK OF BEIRUT PRIORITY	4.76	100.00				100.00	USD	-	-	21.00	-	-	-	21.00
BANK OF BEIRUT PREFERRED SHARES "H"	5.40	137.70		5.40	25.00	137.70	USD	-	-	25.50	-	-	-	25.50
BANK OF BEIRUT PREFERRED SHARES "I"	5.00	127.50		5.00	25.00	127.50	USD	-	-	25.50	-	-	-	25.50
BANK OF BEIRUT PREFERRED SHARES "J"	3.00	76.05		3.00	25.00	76.05	USD	-	-	25.35	-	-	-	25.35
BANK OF BEIRUT PREFERRED SHARES "K"	4.00	101.40		4.00	25.00	101.40	USD	-	-	25.35	-	-	-	25.35
BYBLOS BANK	565.52	921.79	565.52			921.79	USD	-	-	1.63	-	-	-	1.63
BYBLOS BANK GDR	1.31	101.19				101.19	USD	-	-	77.30	-	-	-	77.30
BYBLOS BANK PREFERRED SHARES 2008	2.00	204.00		2.00	100.00	204.00	USD	1,000	102,044	102.00	102.10	102.10	102.00	102.00
BYBLOS BANK PREFERRED SHARES 2009	2.00	204.20		2.00	96.00	204.20	USD	-	-	102.10	-	-	-	102.10
BQ.EUROPEENNE PR.M.O	51.40	66.82	62.00			80.60	USD	-	-	1.30	-	-	-	1.30
BQ.EUROPEENNE PR.M.O PREFERRED 20	0.35	35.00		0.35	100.00	35.00	USD	-	-	100.00	-	-	-	100.00
BLOM BANK GDR	73.90	917.79				917.79	USD	21,100	262,639	12.42	12.49	12.49	12.40	12.60
BLOM BANK	215.00	2461.75	215.00			2461.75	USD	38,654	443,848	11.45	11.60	11.70	11.25	11.65
RASAMNY-YOUNIS MOTORS CO	10.92	35.49	27.30			88.73	USD	-	-	3.25	-	-	-	3.25
HOLCIM Liban	19.52	278.49	19.52			278.49	USD	-	-	14.27	-	-	-	14.27
STE DES CIMENTS BLANCS N	3.00	5.46	3.00			5.46	USD	-	-	1.82	-	-	-	1.82
TOTAL EXECUTED	1,722.31	11,061.43	1,660.25			11,855.52		186,783	\$1,802,153					
Official USD Closing		1507.5												

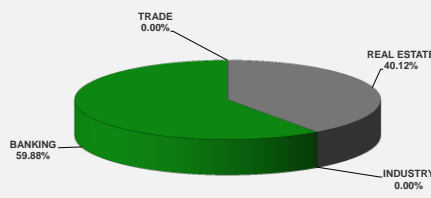
LEBANESE GLOBAL DEPOSITORY RECEIPTS	SHARES MM	BID \$	ASK \$	MID PRICE \$
BLOM BANK	73.90	12.60	12.70	12.65
BYBLOS BANK	1.31	77.00	0.00	77.00
AUDI BANK	116.24	6.00	6.08	6.04

STOCK INDEX	VALUE	PREVIOUS VALUE	% OF CHANGE
MARKET VALUE WEIGHTED INDEX	83.59	88.66	-5.72%
NUMBER OF TRANSACTIONS	114		

BEIRUT STOCK EXCHANGE DAILY TRADING VOLUME



BEIRUT STOCK EXCHANGE DAILY TRADING VALUE \$



Disclaimer: The Capital Markets Authority (CMA) publishes reports for general information purposes only. However, under no circumstances the CMA will accept any responsibility or liability in connection with the use of the information provided in these reports or on this website.

MATURITY	CURRENCY	ISSUED AMOUNT (MM)	OUTSTANDING AMOUNT (MM)	COUPON	ISSUE P.	BID\$	ASK\$	MID. P	YIELD	SPREAD	DURATION	CONVEXITY
Lebanon / 27-12-2017	USD	950.00	32.50	5.000	100.000	99.944	99.957	99.944	5.318	4.389	0.135	0.037
Lebanon / 31-12-2017	USD	2,007.51	100.38	4.000	100.000	99.909	99.923	99.909	4.569	3.565	0.144	0.041
Lebanon / 07-03-2018	USD	700.00	35.00	5.000	100.000	99.777	101.777	99.777	5.639	4.486	0.328	0.215
Lebanon / 27-05-2018	USD	200.00	20.00	5.000	100.000	99.885	101.885	99.885	5.379	3.923	0.296	0.295
Lebanon / 12-06-2018	USD	700.00	700.00	5.150	100.000	100.500	102.500	100.500	4.282	2.997	0.575	0.620
Lebanon / 12-11-2018	USD	1,025.00	1,025.00	5.150	100.000	98.601	99.576	98.601	6.602	5.125	0.945	1.379
Lebanon / 28-11-2018	EUR	445.00	445.00	5.350	100.000	101.500	102.500	101.500	3.866	4.621	0.972	1.929
Lebanon / 23-04-2019	USD	500.00	500.00	6.750	100.000	99.500	100.500	99.500	5.860	4.253	1.381	2.610
Lebanon / 20-05-2019	USD	650.00	650.00	6.000	100.000	99.500	100.500	99.500	6.345	4.732	1.406	2.750
Lebanon / 28-11-2019	USD	1,500.00	1,500.00	5.450	100.000	97.710	98.375	97.710	6.658	5.046	1.864	4.548
Lebanon / 09-03-2020	USD	1,200.00	1,200.00	6.375	100.000	98.760	99.850	98.760	6.954	5.343	2.115	5.688
Lebanon / 14-04-2020	USD	700.00	700.00	5.800	100.000	97.250	98.150	97.250	7.047	5.437	2.219	6.174
Lebanon / 19-06-2020	USD	600.00	600.00	6.150	100.000	100.500	101.500	100.500	5.937	4.210	2.334	6.910
Lebanon / 12-04-2021	USD	2,092.47	2,092.47	8.250	100.000	104.650	105.050	104.650	6.706	4.990	2.951	10.780
Lebanon / 27-05-2022	USD	500.00	500.00	6.250	100.000	99.125	100.125	99.125	6.474	4.481	3.801	17.840
Lebanon / 04-10-2022	USD	1,540.00	1,540.00	6.100	100.000	95.850	96.950	95.850	7.118	5.139	4.029	20.096
Lebanon / 27-01-2023	USD	1,100.00	1,100.00	6.000	100.000	95.500	96.500	95.500	7.042	5.057	4.316	22.720
Lebanon / 26-05-2023	USD	500.00	500.00	6.400	100.000	98.500	99.500	98.500	6.727	4.734	4.472	24.790
Lebanon / 22-04-2024	USD	700.00	700.00	6.650	100.000	98.050	98.950	98.050	7.030	4.855	5.149	32.350
Lebanon / 04-11-2024	USD	500.00	538.47	6.250	100.000	93.750	94.750	93.750	7.412	5.232	5.518	37.135
Lebanon / 03-12-2024	USD	250.00	250.00	7.000	100.000	97.625	98.625	97.625	7.437	5.259	5.317	35.869
Lebanon / 26-02-2025	USD	800.00	800.00	6.200	100.000	93.000	94.000	93.000	7.458	5.280	5.644	39.411
Lebanon / 12-06-2025	USD	800.00	800.00	6.250	100.000	95.500	97.500	95.500	7.023	4.833	5.777	41.860
Lebanon / 27-11-2026	USD	1,600.00	1,600.00	6.600	100.000	93.500	94.050	93.500	7.606	5.282	6.427	53.504
Lebanon / 23-03-2027	USD	1,250.00	1,250.00	6.850	100.000	94.000	95.000	94.000	7.761	5.438	6.676	56.984
Lebanon / 29-11-2027	USD	1,000.00	1,000.00	6.750	100.000	92.700	93.700	92.700	7.810	5.485	6.863	62.130
Lebanon / 03-11-2028	USD	500.00	893.20	6.650	100.000	91.750	92.750	91.750	7.781	5.453	7.527	73.355
Lebanon / 25-05-2029	USD	1,000.00	1,000.00	6.850	100.000	96.250	97.250	96.250	7.336	5.000	7.576	77.030
Lebanon / 26-02-2030	USD	1,400.00	1,400.00	6.650	100.000	90.750	91.750	90.750	7.833	5.507	7.967	84.958
Lebanon / 22-04-2031	USD	300.00	300.00	7.000	100.000	95.160	95.840	95.160	7.579	5.258	8.465	96.700
Lebanon / 23-03-2032	USD	1,000.00	1,000.00	7.000	100.000	91.100	92.600	91.100	8.055	5.730	8.622	102.991
Lebanon / 02-11-2035	USD	600.00	600.00	7.050	100.000	91.000	92.000	91.000	8.002	5.675	9.715	136.761
Lebanon / 23-03-2037	USD	750.00	750.00	7.250	100.000	90.550	91.440	90.550	8.233	5.907	9.780	143.661
TOTAL PUBLIC SECTOR EUROBONDS		29,430.869	26,192.90									

EURO CDS

Not Available

LEBANESE PRIVATE SECTOR EUROBONDS

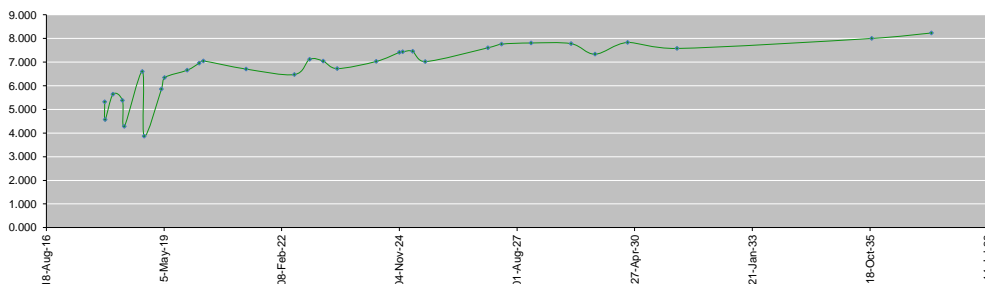
MATURITY	SIZE MM	TYPE	COUPON	ISSUE P.	BID \$	ASK \$	MID. P	YIELD	SPREAD	DURATION	CONVEXITY
BANK MED S.A.L/14-12-2017	USD 500	Euro CD	5.38	99.46	100.40	100.41	100.40	1.24	0.23	0.10	0.02
BANK BYBLOS S.A.L/21-06-2021	USD 300	Note	7	100	101.62	101.94	101.62	6.49	4.77	3.09	11.92

World Yields in Native Terms	O/N	3 Months	6 Months	9 Months	1 Year	2 Years	3 Years	5 Years	7 Years	10 Years	30 Years
EUR	-	-0.84	-0.74	-0.76	-0.76	-0.76	-0.65	-0.37	-0.11	0.34	1.21
U.S.A	-	1.19	1.31	--	1.48	1.62	1.73	1.99	2.18	2.33	2.81
U.K	-	0.41	0.45	--	0.48	0.45	0.51	0.71	0.94	1.25	1.85
Japan	-	-0.16	-0.13	-0.11	-0.18	-0.18	-0.14	-0.12	-0.07	0.02	0.82

Libor	USD	EUR	JPY	GBP
1 Months	1.24	-0.40	-0.02	0.50
2 Months	1.33	-0.39	-0.05	0.51
3 Months	1.39	-0.38	-0.05	0.52
6 Months	1.59	-0.32	-0.01	0.58
1 Year	1.86	-0.23	0.11	0.78

Spot Rates	Bid	Ask
Lebanese Pound	1505.50	1510.50
Euro	1.16	1.1596
British Sterling Pound	1.31	1.3114
Japanese Yen	114.10	114.1300
Gold	1271.45	1271.54

Lebanese Republic USD Eurobonds Yield Curve



Disclaimer: The Capital Markets Authority (CMA) publishes reports for general information purposes only. However, under no circumstances the CMA will accept any responsibility or liability in connection with the use of the information provided in these reports or on this website.

Contact us by email: research@cma.gov.lb