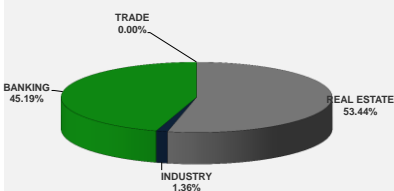


LISTED COMPANIES	LISTED SHARES	MARKET CAP.	TOTAL ORDINARY SHARES	PREFERRED SHARES	PREFERRED SHARES ISSUE PRICE	TOTAL MARKET CAP.	CUR.	TRADED VOLUME	TRADED VALUE	CLOSING PRICE	OPEN PRICE	HIGH PRICE	LOW PRICE	PREVIOUS PRICE
	(MM)	(MM \$)	(MM)	(MM)	USD	(MM \$)								
SOLIDERE A	100.00	735.00	100.00			735.00	USD	28,400	211,611	7.35	7.50	7.73	7.30	7.50
SOLIDERE B	65.00	488.15	65.00			488.15	USD	12,729	95,598	7.51	7.50	7.57	7.50	7.60
BQ.LIB. POUR LE COMMERCE	71.03	66.06	152.70			142.01	USD	-	-	0.93	-	-	-	0.93
BQ.LIB. POUR LE COMMERCE PEF. "B"	0.55	55.00		0.55		55.00	USD	-	-	100.00	-	-	-	100.00
BQ.LIB. POUR LE COMMERCE PEF. "C"	0.35	35.00		0.35		35.00	USD	-	-	100.00	-	-	-	100.00
BQ.LIB. POUR LE COMMERCE PEF. "D"	0.75	75.00		0.75		75.00	USD	-	-	100.00	-	-	-	100.00
BANQUE AUDI	399.75	2398.50	399.75			2398.50	USD	-	-	6.00	-	-	-	6.00
BANQUE AUDI GDR	119.92	695.56				695.56	USD	5,600	32,480	5.80	5.80	5.80	5.80	5.85
BANQUE AUDI PREFERRED "G"	1.50	151.50		1.50	100.00	151.50	USD	3,000	303,000	101.00	101.00	101.00	101.00	101.20
BANQUE AUDI PREFERRED "H"	0.75	75.90		0.75	100.00	75.90	USD	-	-	101.20	-	-	-	101.20
BANQUE AUDI PREFERRED "I"	2.50	252.50		2.50	100.00	252.50	USD	285	28,785	101.00	101.00	101.00	101.00	102.00
BANK OF BEIRUT	17.75	333.63	50.47			948.79	USD	-	-	18.80	-	-	-	18.80
BANK OF BEIRUT PRIORITY	4.76	100.00				100.00	USD	-	-	21.00	-	-	-	21.00
BANK OF BEIRUT PREFERRED SHARES "H"	5.40	138.51		5.40	25.00	138.51	USD	-	-	25.65	-	-	-	25.65
BANK OF BEIRUT PREFERRED SHARES "I"	5.00	127.50		5.00	25.00	127.50	USD	-	-	25.50	-	-	-	25.50
BANK OF BEIRUT PREFERRED SHARES "J"	3.00	76.05		3.00	25.00	76.05	USD	-	-	25.35	-	-	-	25.35
BANK OF BEIRUT PREFERRED SHARES "K"	4.00	101.40		4.00	25.00	101.40	USD	-	-	25.35	-	-	-	25.35
BYBLOS BANK	565.52	904.82	565.52			904.82	USD	-	-	1.60	-	-	-	1.60
BYBLOS BANK GDR	1.31	101.72				101.72	USD	-	-	77.70	-	-	-	77.70
BYBLOS BANK PREFERRED SHARES 2008	2.00	204.00		2.00	100.00	204.00	USD	1,010	103,020	102.00	102.00	102.00	102.00	102.00
BYBLOS BANK PREFERRED SHARES 2009	2.00	204.40		2.00	96.00	204.40	USD	-	-	102.20	-	-	-	102.20
BQ.EUROPEENNE PR.M.O	51.40	66.82	62.00			80.60	USD	-	-	1.30	-	-	-	1.30
BQ.EUROPEENNE PR.M.O PREFERRED 20	0.35	34.91		0.35	100.00	34.91	USD	-	-	99.75	-	-	-	99.75
BLOM BANK GDR	73.90	843.89				843.89	USD	12,485	142,578	11.42	11.50	11.50	11.30	11.49
BLOM BANK	215.00	2382.20	215.00			2382.20	USD	12,400	137,400	11.08	11.00	11.10	11.00	10.97
RASAMNY-YOUNIS MOTORS CO	10.92	35.49	27.30			88.73	USD	-	-	3.25	-	-	-	3.25
HOLCIM Liban	19.52	279.08	19.52			279.08	USD	1,050	15,015	14.30	14.30	14.30	14.30	13.51
STE DES CIMENTS BLANCS N	9.00	16.38	3.00			5.46	USD	-	-	1.82	-	-	-	1.82
<b>TOTAL EXECUTED</b>	<b>1,752.92</b>	<b>10,978.98</b>	<b>1,660.25</b>			<b>11,726.18</b>		<b>76,959</b>	<b>\$1,069,487</b>					
Official USD Closing		1507.5												

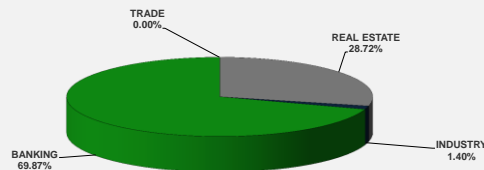
LEBANESE GLOBAL DEPOSITORY RECEIPTS	SHARES MM	BID \$	ASK \$	MID PRICE \$
BLOM BANK	73.90	10.85	11.50	11.18
BYBLOS BANK	1.31	75.00	0.00	75.00
AUDI BANK	116.24	5.41	5.81	5.61

STOCK INDEX	VALUE	PREVIOUS VALUE	% OF CHANGE
MARKET VALUE WEIGHTED INDEX	81.64	82.59	-1.15%
NUMBER OF TRANSACTIONS	40		

BEIRUT STOCK EXCHANGE DAILY TRADING VOLUME



BEIRUT STOCK EXCHANGE DAILY TRADING VALUE \$



Disclaimer: The Capital Markets Authority (CMA) publishes reports for general information purposes only. However, under no circumstances the CMA will accept any responsibility or liability in connection with the use of the information provided in these reports or on this website.

MATURITY	CURRENCY	ISSUED AMMOUNT (MM)	OUTSTANDING AMOUNT (MM)	COUPON	ISSUE P.	BID\$	ASK\$	MID. P	YIELD	SPREAD	DURATION	CONVEXITY
Lebanon / 27-12-2017	USD	950.00	32.50	5.000	100.000	99.948	99.959	99.948	5.346	4.390	0.116	0.027
Lebanon / 31-12-2017	USD	2,007.51	100.38	4.000	100.000	99.750	100.250	99.750	5.926	4.881	0.124	0.031
Lebanon / 07-03-2018	USD	700.00	35.00	5.000	100.000	97.000	97.250	97.000	14.950	13.803	0.298	0.177
Lebanon / 27-05-2018	USD	200.00	20.00	5.000	100.000	97.000	97.250	97.000	16.438	9.570	0.251	0.233
Lebanon / 12-06-2018	USD	700.00	700.00	5.150	100.000	98.500	100.500	98.500	7.858	6.495	0.546	0.570
Lebanon / 12-11-2018	USD	1,025.00	1,025.00	5.150	100.000	97.800	98.866	97.800	7.492	5.958	0.946	1.359
Lebanon / 28-11-2018	EUR	445.00	445.00	5.350	100.000	98.500	100.500	98.500	6.894	7.636	0.930	1.787
Lebanon / 23-04-2019	USD	500.00	500.00	6.750	100.000	96.500	98.500	96.500	8.122	6.595	1.349	2.500
Lebanon / 20-05-2019	USD	650.00	650.00	6.000	100.000	98.000	99.500	98.000	7.420	5.767	1.380	2.660
Lebanon / 28-11-2019	USD	1,500.00	1,500.00	5.450	100.000	95.760	96.675	95.760	7.739	6.084	1.835	4.421
Lebanon / 09-03-2020	USD	1,200.00	1,200.00	6.375	100.000	97.375	98.875	97.375	7.626	5.978	2.089	5.566
Lebanon / 14-04-2020	USD	700.00	700.00	5.800	100.000	95.500	96.500	95.500	7.880	6.232	2.190	6.029
Lebanon / 19-06-2020	USD	600.00	600.00	6.150	100.000	96.250	97.750	96.250	7.770	5.996	2.290	6.680
Lebanon / 12-04-2021	USD	2,092.47	2,092.47	8.250	100.000	101.500	103.000	101.500	7.737	5.962	2.915	10.550
Lebanon / 27-05-2022	USD	500.00	500.00	6.250	100.000	92.250	93.250	92.250	8.337	6.290	3.720	17.210
Lebanon / 04-10-2022	USD	1,540.00	1,540.00	6.100	100.000	93.450	95.000	93.450	7.737	5.696	4.119	20.405
Lebanon / 27-01-2023	USD	1,100.00	1,100.00	6.000	100.000	92.450	93.250	92.450	7.790	5.750	4.266	22.280
Lebanon / 26-05-2023	USD	500.00	500.00	6.400	100.000	93.000	94.000	93.000	7.990	5.949	4.394	24.100
Lebanon / 22-04-2024	USD	700.00	700.00	6.650	100.000	92.800	94.200	92.800	8.106	5.865	5.070	31.550
Lebanon / 04-11-2024	USD	500.00	538.47	6.250	100.000	91.000	92.500	91.000	7.957	5.716	5.467	36.572
Lebanon / 03-12-2024	USD	250.00	250.00	7.000	100.000	94.050	94.700	94.050	8.124	5.868	5.246	35.139
Lebanon / 26-02-2025	USD	800.00	800.00	6.200	100.000	90.960	92.340	90.960	7.851	5.602	5.599	38.905
Lebanon / 12-06-2025	USD	800.00	800.00	6.250	100.000	87.250	89.250	87.250	8.571	6.321	5.628	40.230
Lebanon / 27-11-2026	USD	1,600.00	1,600.00	6.600	100.000	91.200	92.300	91.200	7.985	5.607	6.367	52.763
Lebanon / 23-03-2027	USD	1,250.00	1,250.00	6.850	100.000	92.140	92.860	92.140	8.060	5.689	6.617	56.221
Lebanon / 29-11-2027	USD	1,000.00	1,000.00	6.750	100.000	91.650	92.250	91.650	7.973	5.601	6.814	61.470
Lebanon / 03-11-2028	USD	500.00	893.20	6.650	100.000	91.450	92.250	91.450	7.825	5.446	7.498	72.923
Lebanon / 25-05-2029	USD	1,000.00	1,000.00	6.850	100.000	91.000	92.000	91.000	8.063	5.746	7.420	74.760
Lebanon / 26-02-2030	USD	1,400.00	1,400.00	6.650	100.000	88.400	89.300	88.400	8.161	5.778	7.877	83.547
Lebanon / 22-04-2031	USD	300.00	300.00	7.000	100.000	89.800	91.200	89.800	8.271	5.899	8.286	93.700
Lebanon / 23-03-2032	USD	1,000.00	1,000.00	7.000	100.000	91.890	92.610	91.890	7.956	5.579	8.617	102.906
Lebanon / 02-11-2035	USD	600.00	600.00	7.050	100.000	91.950	93.200	91.950	7.896	5.519	9.747	137.446
Lebanon / 23-03-2037	USD	750.00	750.00	7.250	100.000	92.200	93.000	92.200	8.050	5.673	9.846	145.133
<b>TOTAL PUBLIC SECTOR EUROBONDS</b>		<b>29,433.583</b>	<b>26,195.61</b>									

**EURO CDS**

Not Available

**LEBANESE PRIVATE SECTOR EUROBONDS**

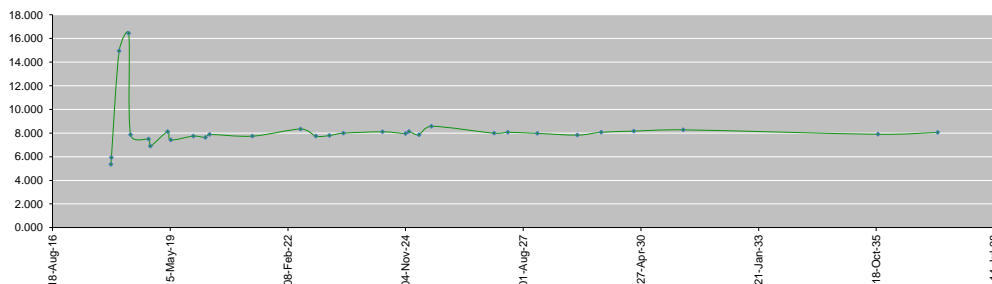
MATURITY	SIZE MM	TYPE	COUPON	Issue P.	BID \$	Ask \$	MID. P	YIELD	SPREAD	DURATION	CONVEXITY
BANK MED S.A.L/14-12-2017	USD 500	Euro CD	5.38	99.46	100.32	100.33	100.32	1.24	0.19	0.08	0.01
BANK BYBLOS S.A.L/21-06-2021	USD 300	Note	7	100	101.44	101.76	101.44	6.54	4.77	3.07	11.78

World Yields in Native Terms	O/N	3 Months	6 Months	9 Months	1 Year	2 Years	3 Years	5 Years	7 Years	10 Years	30 Years
EUR	-	-0.86	-0.78	-0.73	-0.74	-0.75	-0.63	-0.34	-0.08	0.39	1.28
U.S.A	-	1.23	1.37	--	1.53	1.66	1.78	2.05	2.25	2.38	2.85
U.K	-	0.41	0.44	--	0.48	0.48	0.53	0.77	1.00	1.31	1.87
Japan	-	-0.18	-0.19	-0.12	-0.18	-0.17	-0.13	-0.10	-0.05	0.05	0.83

Libor	USD	EUR	JPY	GBP
1 Months	1.25	-0.40	-0.02	0.49
2 Months	1.35	-0.39	-0.05	0.51
3 Months	1.41	-0.38	-0.04	0.53
6 Months	1.61	-0.31	0.00	0.59
1 Year	1.88	-0.25	0.11	0.77

Spot Rates	Bid	Ask
Lebanese Pound	1511.00	1521.00
Euro	1.17	1.1658
British Sterling Pound	1.31	1.3102
Japanese Yen	113.31	113.3200
Gold	1278.00	1278.75

Lebanese Republic USD Eurobonds Yield Curve



Disclaimer: The Capital Markets Authority (CMA) publishes reports for general information purposes only. However, under no circumstances the CMA will accept any responsibility or liability in connection with the use of the information provided in these reports or on this website.

Contact us by email: [research@cma.gov.lb](mailto:research@cma.gov.lb)