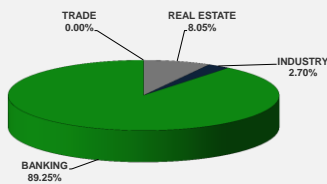


| LISTED COMPANIES                    | LISTED SHARES   | MARKET CAP.      | TOTAL ORDINARY SHARES | PREFERRED SHARES | PREFERRED SHARES ISSUE PRICE | TOTAL MARKET CAP. | CUR. | TRADED VOLUME | TRADED VALUE     | CLOSING PRICE | OPEN PRICE | HIGH PRICE | LOW PRICE | PREVIOUS PRICE |
|-------------------------------------|-----------------|------------------|-----------------------|------------------|------------------------------|-------------------|------|---------------|------------------|---------------|------------|------------|-----------|----------------|
|                                     | (MM)            | (MM \$)          | (MM)                  | (MM)             | USD                          | (MM \$)           |      |               |                  |               |            |            |           |                |
| SOLIERE A                           | 100.00          | 767.00           | 100.00                |                  |                              | 767.00            | USD  | 6,285         | 47,490           | 7.67          | 7.42       | 7.69       | 7.42      | 7.51           |
| SOLIERE B                           | 65.00           | 486.85           | 65.00                 |                  |                              | 486.85            | USD  | 427           | 3,198            | 7.49          | 7.50       | 7.50       | 7.34      | 7.52           |
| BQ.LIB. POUR LE COMMERCE            | 71.03           | 66.06            | 152.70                |                  |                              | 142.01            | USD  | -             | -                | 0.93          | -          | -          | -         | 0.93           |
| BQ.LIB. POUR LE COMMERCE PREF. "B"  | 0.55            | 55.00            |                       | 0.55             |                              | 55.00             | USD  | -             | -                | 100.00        | -          | -          | -         | 100.00         |
| BQ.LIB. POUR LE COMMERCE PREF. "C"  | 0.35            | 35.00            |                       | 0.35             |                              | 35.00             | USD  | -             | -                | 100.00        | -          | -          | -         | 100.00         |
| BQ.LIB. POUR LE COMMERCE PREF. "D"  | 0.75            | 75.00            |                       | 0.75             |                              | 75.00             | USD  | -             | -                | 100.00        | -          | -          | -         | 100.00         |
| BANQUE AUDI                         | 399.75          | 2294.56          | 399.75                |                  |                              | 2294.56           | USD  | 19,000        | 109,175          | 5.74          | 5.85       | 5.85       | 5.70      | 6.00           |
| BANQUE AUDI GDR                     | 119.92          | 697.96           |                       |                  |                              | 697.96            | USD  | -             | -                | 5.82          | -          | -          | -         | 5.82           |
| BANQUE AUDI PREFERRED "G"           | 1.50            | 151.50           |                       | 1.50             | 100.00                       | 151.50            | USD  | -             | -                | 101.00        | -          | -          | -         | 101.00         |
| BANQUE AUDI PREFERRED "H"           | 0.75            | 75.75            |                       | 0.75             | 100.00                       | 75.75             | USD  | 1,000         | 101,000          | 101.00        | 101.00     | 101.00     | 101.00    | 101.20         |
| BANQUE AUDI PREFERRED "I"           | 2.50            | 252.50           |                       | 2.50             | 100.00                       | 252.50            | USD  | -             | -                | 101.00        | -          | -          | -         | 101.00         |
| BANK OF BEIRUT                      | 17.75           | 333.63           | 50.47                 |                  |                              | 948.79            | USD  | -             | -                | 18.80         | -          | -          | -         | 18.80          |
| BANK OF BEIRUT PRIORITY             | 4.76            | 100.00           |                       |                  |                              | 100.00            | USD  | -             | -                | 21.00         | -          | -          | -         | 21.00          |
| BANK OF BEIRUT PREFERRED SHARES "H" | 5.40            | 138.51           |                       | 5.40             | 25.00                        | 138.51            | USD  | -             | -                | 25.65         | -          | -          | -         | 25.65          |
| BANK OF BEIRUT PREFERRED SHARES "I" | 5.00            | 127.50           |                       | 5.00             | 25.00                        | 127.50            | USD  | -             | -                | 25.50         | -          | -          | -         | 25.50          |
| BANK OF BEIRUT PREFERRED SHARES "J" | 3.00            | 76.05            |                       | 3.00             | 25.00                        | 76.05             | USD  | -             | -                | 25.35         | -          | -          | -         | 25.35          |
| BANK OF BEIRUT PREFERRED SHARES "K" | 4.00            | 101.40           |                       | 4.00             | 25.00                        | 101.40            | USD  | -             | -                | 25.35         | -          | -          | -         | 25.35          |
| BYBLOS BANK                         | 565.52          | 904.82           | 565.52                |                  |                              | 904.82            | USD  | 14,000        | 22,400           | 1.60          | 1.60       | 1.60       | 1.60      | 1.60           |
| BYBLOS BANK GDR                     | 1.31            | 101.72           |                       |                  |                              | 101.72            | USD  | -             | -                | 77.70         | -          | -          | -         | 77.70          |
| BYBLOS BANK PREFERRED SHARES 2008   | 2.00            | 203.20           |                       | 2.00             | 100.00                       | 203.20            | USD  | 500           | 50,789           | 101.60        | 101.60     | 101.60     | 101.50    | 102.00         |
| BYBLOS BANK PREFERRED SHARES 2009   | 2.00            | 204.40           |                       | 2.00             | 96.00                        | 204.40            | USD  | -             | -                | 102.20        | -          | -          | -         | 102.20         |
| BQ.EUROPEENNE PR.M.O                | 51.40           | 66.82            | 62.00                 |                  |                              | 80.60             | USD  | -             | -                | 1.30          | -          | -          | -         | 1.30           |
| BQ.EUROPEENNE PR.M.O PREFERRED 20   | 0.35            | 34.91            |                       | 0.35             | 100.00                       | 34.91             | USD  | -             | -                | 99.75         | -          | -          | -         | 99.75          |
| BLOM BANK GDR                       | 73.90           | 822.46           |                       |                  |                              | 822.46            | USD  | 27,680        | 308,196          | 11.13         | 11.20      | 11.20      | 11.06     | 11.25          |
| BLOM BANK                           | 215.00          | 2365.00          | 215.00                |                  |                              | 2365.00           | USD  | 12,262        | 134,882          | 11.00         | 11.00      | 11.00      | 11.00     | 11.00          |
| RASAMNY-YOUNIS MOTORS CO            | 10.92           | 35.49            | 27.30                 |                  |                              | 88.73             | USD  | -             | -                | 3.25          | -          | -          | -         | 3.25           |
| HOLCIM Liban                        | 19.52           | 277.52           | 19.52                 |                  |                              | 277.52            | USD  | -             | -                | 14.22         | -          | -          | -         | 14.22          |
| STE DES CIMENTS BLANCS N            | 9.00            | 19.44            | 3.00                  |                  |                              | 6.48              | USD  | 2,250         | 4,860            | 2.16          | 2.16       | 2.16       | 2.16      | 1.82           |
| <b>TOTAL EXECUTED</b>               | <b>1,752.92</b> | <b>10,870.06</b> | <b>1,660.25</b>       |                  |                              | <b>11,615.22</b>  |      | <b>83,404</b> | <b>\$781,990</b> |               |            |            |           |                |
| Official USD Closing                |                 | 1507.5           |                       |                  |                              |                   |      |               |                  |               |            |            |           |                |

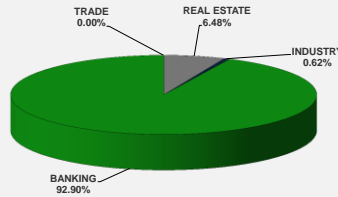
| LEBANESE GLOBAL DEPOSITORY RECEIPTS | SHARES MM | BID \$ | ASK \$ | MID PRICE \$ |
|-------------------------------------|-----------|--------|--------|--------------|
| BLOM BANK                           | 73.90     | 11.10  | 11.25  | 11.18        |
| BYBLOS BANK                         | 1.31      | 75.00  | 0.00   | 75.00        |
| AUDI BANK                           | 116.24    | 5.57   | 5.69   | 5.63         |

| STOCK INDEX                 | VALUE | PREVIOUS VALUE | % OF CHANGE |
|-----------------------------|-------|----------------|-------------|
| MARKET VALUE WEIGHTED INDEX | 82.33 | 82.17          | 0.20%       |
| NUMBER OF TRANSACTIONS      | 33    |                |             |

BEIRUT STOCK EXCHANGE DAILY TRADING VOLUME



BEIRUT STOCK EXCHANGE DAILY TRADING VALUE \$



Disclaimer: The Capital Markets Authority (CMA) publishes reports for general information purposes only. However, under no circumstances the CMA will accept any responsibility or liability in connection with the use of the information provided in these reports or on this website.

| MATURITY                             | CURRENCY | ISSUED AMOUNT (MM) | OUTSTANDING AMOUNT (MM) | COUPON | ISSUE P. | BIDS    | ASKS    | MID. P  | YIELD  | SPREAD | DURATION | CONVEXITY |
|--------------------------------------|----------|--------------------|-------------------------|--------|----------|---------|---------|---------|--------|--------|----------|-----------|
| Lebanon / 27-12-2017                 | USD      | 950.00             | 32.50                   | 5.000  | 100.000  | 99.948  | 99.959  | 99.948  | 5.366  | 4.395  | 0.111    | 0.024     |
| Lebanon / 31-12-2017                 | USD      | 2,007.51           | 100.38                  | 4.000  | 100.000  | 99.500  | 100.000 | 99.500  | 8.103  | 7.035  | 0.119    | 0.028     |
| Lebanon / 07-03-2018                 | USD      | 700.00             | 35.00                   | 5.000  | 100.000  | 98.000  | 98.250  | 98.000  | 11.665 | 10.469 | 0.295    | 0.175     |
| Lebanon / 27-05-2018                 | USD      | 200.00             | 20.00                   | 5.000  | 100.000  | 98.000  | 98.250  | 98.000  | 12.641 | 7.560  | 0.252    | 0.238     |
| Lebanon / 12-06-2018                 | USD      | 700.00             | 700.00                  | 5.150  | 100.000  | 98.500  | 100.500 | 98.500  | 7.884  | 6.485  | 0.540    | 0.560     |
| Lebanon / 12-11-2018                 | USD      | 1,025.00           | 1,025.00                | 5.150  | 100.000  | 97.850  | 98.300  | 97.850  | 7.450  | 5.899  | 0.940    | 1.342     |
| Lebanon / 28-11-2018                 | EUR      | 445.00             | 445.00                  | 5.350  | 100.000  | 100.250 | 101.250 | 100.250 | 5.091  | 5.842  | 0.937    | 1.817     |
| Lebanon / 23-04-2019                 | USD      | 500.00             | 500.00                  | 6.750  | 100.000  | 97.000  | 98.000  | 97.000  | 7.747  | 6.206  | 1.344    | 2.480     |
| Lebanon / 20-05-2019                 | USD      | 650.00             | 650.00                  | 6.000  | 100.000  | 97.500  | 98.500  | 97.500  | 7.788  | 6.110  | 1.370    | 2.630     |
| Lebanon / 28-11-2019                 | USD      | 1,500.00           | 1,500.00                | 5.450  | 100.000  | 95.500  | 96.500  | 95.500  | 7.890  | 6.214  | 1.828    | 4.393     |
| Lebanon / 09-03-2020                 | USD      | 1,200.00           | 1,200.00                | 6.375  | 100.000  | 96.440  | 97.450  | 96.440  | 8.087  | 6.415  | 2.077    | 5.507     |
| Lebanon / 14-04-2020                 | USD      | 700.00             | 700.00                  | 5.800  | 100.000  | 95.150  | 96.150  | 95.150  | 8.052  | 6.379  | 2.182    | 5.992     |
| Lebanon / 19-06-2020                 | USD      | 600.00             | 600.00                  | 6.150  | 100.000  | 95.500  | 96.500  | 95.500  | 8.108  | 6.320  | 2.278    | 6.620     |
| Lebanon / 12-04-2021                 | USD      | 2,092.47           | 2,092.47                | 8.250  | 100.000  | 100.500 | 101.500 | 100.500 | 8.075  | 6.286  | 2.901    | 10.460    |
| Lebanon / 27-05-2022                 | USD      | 500.00             | 500.00                  | 6.250  | 100.000  | 93.250  | 94.250  | 93.250  | 8.058  | 6.024  | 3.724    | 17.240    |
| Lebanon / 04-10-2022                 | USD      | 1,540.00           | 1,540.00                | 6.100  | 100.000  | 92.500  | 93.500  | 92.500  | 7.987  | 5.959  | 4.102    | 20.266    |
| Lebanon / 27-01-2023                 | USD      | 1,100.00           | 1,100.00                | 6.000  | 100.000  | 91.650  | 92.350  | 91.650  | 7.992  | 5.958  | 4.252    | 22.160    |
| Lebanon / 26-05-2023                 | USD      | 500.00             | 500.00                  | 6.400  | 100.000  | 92.750  | 93.750  | 92.750  | 8.051  | 6.017  | 4.385    | 24.020    |
| Lebanon / 22-04-2024                 | USD      | 700.00             | 700.00                  | 6.650  | 100.000  | 92.375  | 93.375  | 92.375  | 8.198  | 5.978  | 5.057    | 31.420    |
| Lebanon / 04-11-2024                 | USD      | 500.00             | 538.47                  | 6.250  | 100.000  | 90.100  | 91.300  | 90.100  | 8.140  | 5.928  | 5.447    | 36.362    |
| Lebanon / 03-12-2024                 | USD      | 250.00             | 250.00                  | 7.000  | 100.000  | 95.400  | 95.750  | 95.400  | 7.862  | 5.652  | 5.256    | 35.229    |
| Lebanon / 26-02-2025                 | USD      | 800.00             | 800.00                  | 6.200  | 100.000  | 89.960  | 91.340  | 89.960  | 8.047  | 5.835  | 5.579    | 38.686    |
| Lebanon / 12-06-2025                 | USD      | 800.00             | 800.00                  | 6.250  | 100.000  | 90.375  | 92.375  | 90.375  | 7.966  | 5.730  | 5.674    | 40.720    |
| Lebanon / 27-11-2026                 | USD      | 1,600.00           | 1,600.00                | 6.600  | 100.000  | 90.450  | 91.300  | 90.450  | 8.112  | 5.778  | 6.344    | 52.476    |
| Lebanon / 23-03-2027                 | USD      | 1,250.00           | 1,250.00                | 6.850  | 100.000  | 91.660  | 92.340  | 91.660  | 8.139  | 5.798  | 6.602    | 56.019    |
| Lebanon / 29-11-2027                 | USD      | 1,000.00           | 1,000.00                | 6.750  | 100.000  | 90.790  | 91.820  | 90.790  | 8.108  | 5.775  | 6.793    | 61.200    |
| Lebanon / 03-11-2028                 | USD      | 500.00             | 893.20                  | 6.650  | 100.000  | 90.500  | 91.250  | 90.500  | 7.965  | 5.630  | 7.469    | 72.497    |
| Lebanon / 25-05-2029                 | USD      | 1,000.00           | 1,000.00                | 6.850  | 100.000  | 91.500  | 92.500  | 91.500  | 7.992  | 5.649  | 7.423    | 74.800    |
| Lebanon / 26-02-2030                 | USD      | 1,400.00           | 1,400.00                | 6.650  | 100.000  | 89.450  | 90.250  | 89.450  | 8.014  | 5.691  | 7.901    | 83.921    |
| Lebanon / 22-04-2031                 | USD      | 300.00             | 300.00                  | 7.000  | 100.000  | 91.500  | 92.500  | 91.500  | 8.046  | 5.704  | 8.330    | 94.430    |
| Lebanon / 23-03-2032                 | USD      | 1,000.00           | 1,000.00                | 7.000  | 100.000  | 90.640  | 91.550  | 90.640  | 8.114  | 5.778  | 8.570    | 102.088   |
| Lebanon / 02-11-2035                 | USD      | 600.00             | 600.00                  | 7.050  | 100.000  | 90.150  | 91.570  | 90.150  | 8.100  | 5.761  | 9.660    | 135.644   |
| Lebanon / 23-03-2037                 | USD      | 750.00             | 750.00                  | 7.250  | 100.000  | 90.410  | 91.500  | 90.410  | 8.249  | 5.912  | 9.754    | 143.130   |
| <b>TOTAL PUBLIC SECTOR EUROBONDS</b> |          | <b>29,442.617</b>  | <b>26,204.65</b>        |        |          |         |         |         |        |        |          |           |

EURO CDS

Not Available

LEBANESE PRIVATE SECTOR EUROBONDS

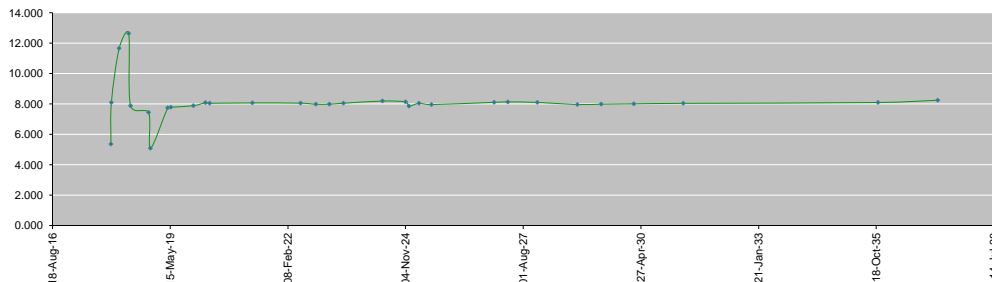
| MATURITY                     | SIZE MM | TYPE    | COUPON | Issue P. | BID \$ | Ask \$ | MID. P | YIELD | SPREAD | DURATION | CONVEXITY |
|------------------------------|---------|---------|--------|----------|--------|--------|--------|-------|--------|----------|-----------|
| BANK MED S.A.L/14-12-2017    | USD 500 | Euro CD | 5.38   | 99.46    | 100.30 | 100.30 | 100.30 | 1.26  | 0.20   | 0.07     | 0.01      |
| BANK BYBLOS S.A.L/21-06-2021 | USD 300 | Note    | 7      | 100      | 101.48 | 101.80 | 101.48 | 6.53  | 4.74   | 3.07     | 11.75     |

| World Yields in Native Terms | O/N | 3 Months | 6 Months | 9 Months | 1 Year | 2 Years | 3 Years | 5 Years | 7 Years | 10 Years | 30 Years |
|------------------------------|-----|----------|----------|----------|--------|---------|---------|---------|---------|----------|----------|
| EUR                          | -   | -0.88    | -0.77    | -0.74    | -0.75  | -0.76   | -0.65   | -0.37   | -0.10   | 0.35     | 1.24     |
| U.S.A                        | -   | 1.27     | 1.40     | --       | 1.55   | 1.68    | 1.79    | 2.02    | 2.20    | 2.32     | 2.77     |
| U.K                          | -   | 0.42     | 0.47     | --       | 0.46   | 0.47    | 0.50    | 0.72    | 0.95    | 1.26     | 1.84     |
| Japan                        | -   | -0.16    | -0.18    | -0.12    | -0.19  | -0.18   | -0.14   | -0.11   | -0.06   | 0.04     | 0.82     |

| Libor    | USD  | EUR   | JPY   | GBP  |
|----------|------|-------|-------|------|
| 1 Months | 1.26 | -0.40 | -0.02 | 0.50 |
| 2 Months | 1.36 | -0.39 | -0.05 | 0.51 |
| 3 Months | 1.42 | -0.38 | -0.04 | 0.53 |
| 6 Months | 1.62 | -0.32 | -0.01 | 0.59 |
| 1 Year   | 1.89 | -0.25 | 0.11  | 0.78 |

| Spot Rates             | Bid     | Ask      |
|------------------------|---------|----------|
| Lebanese Pound         | 1511.00 | 1521.00  |
| Euro                   | 1.19    | 1.1860   |
| British Sterling Pound | 1.32    | 1.3188   |
| Japanese Yen           | 112.48  | 112.5300 |
| Gold                   | 1288.91 | 1289.03  |

Lebanese Republic USD Eurobonds Yield Curve



Disclaimer: The Capital Markets Authority (CMA) publishes reports for general information purposes only. However, under no circumstances the CMA will accept any responsibility or liability in connection with the use of the information provided in these reports or on this website.

Contact us by email: [research@cma.gov.lb](mailto:research@cma.gov.lb)